

CVoter Poll

COVID 19 Tracker 2020

22 May 2020

CVoter Tracking Poll

#COVID 19 Tracker 2020

How strongly do you agree or disagree with the following statements? I am afraid that either myself or someone in my family may actually catch the Coronavirus

Date	Strongly Agree	Agree	Disagree	Strongly disagree	DK/CS	Total	Total : Agree	Total : Disagree	Nett. Agree	Sample
05/21/2020	29.9	13.9	15.8	37.8	2.6	100%	43.8	53.6	-9.8	3056

How strongly do you agree or disagree with the following statements? I think the Indian government is handling the Coronavirus well

Date	Strongly Agree	Agree	Disagree	Strongly disagree	DK/CS	Total	Total : Agree	Total : Disagree	Nett. Agree
05/21/2020	69.8	17.8	3.5	6.7	2.2	100%	87.6	10.2	77.4

How strongly do you agree or disagree with the following statements? I believe the threat from the Coronavirus is exaggerated

Date	Strongly Agree	Agree	Disagree	Strongly disagree	DK/CS	Total	Total : Agree	Total : Disagree	Nett. Agree
05/21/2020	16.8	11.6	19.3	40.2	12.1	100%	28.4	59.5	-31.1

How many days of Ration/ medicine etc. or money for ration/medicine etc. is available for your family in your house?

Date	Less than a week	For a week	For two weeks	For three weeks	For a month	For more than a month	Don't know/Can't say	Total	Total : Less than 3 weeks	Total : More than 3 weeks	Nett. Preparedness
05/21/2020	13.4	22.5	16.7	4.1	21.3	22.1	0.0	100%	52.6	47.5	-5.1

Have you seen flu like symptoms like high fever, cold, dry cough or similar symptoms in any family member (within your own household) or in your neighbourhood (people who you normally meet in your day-to-day life)?

Date	Yes, myself	Yes, in my household	Yes, in my neighborhood	Total
05/21/2020	0.253	0.126	0.393	0.772

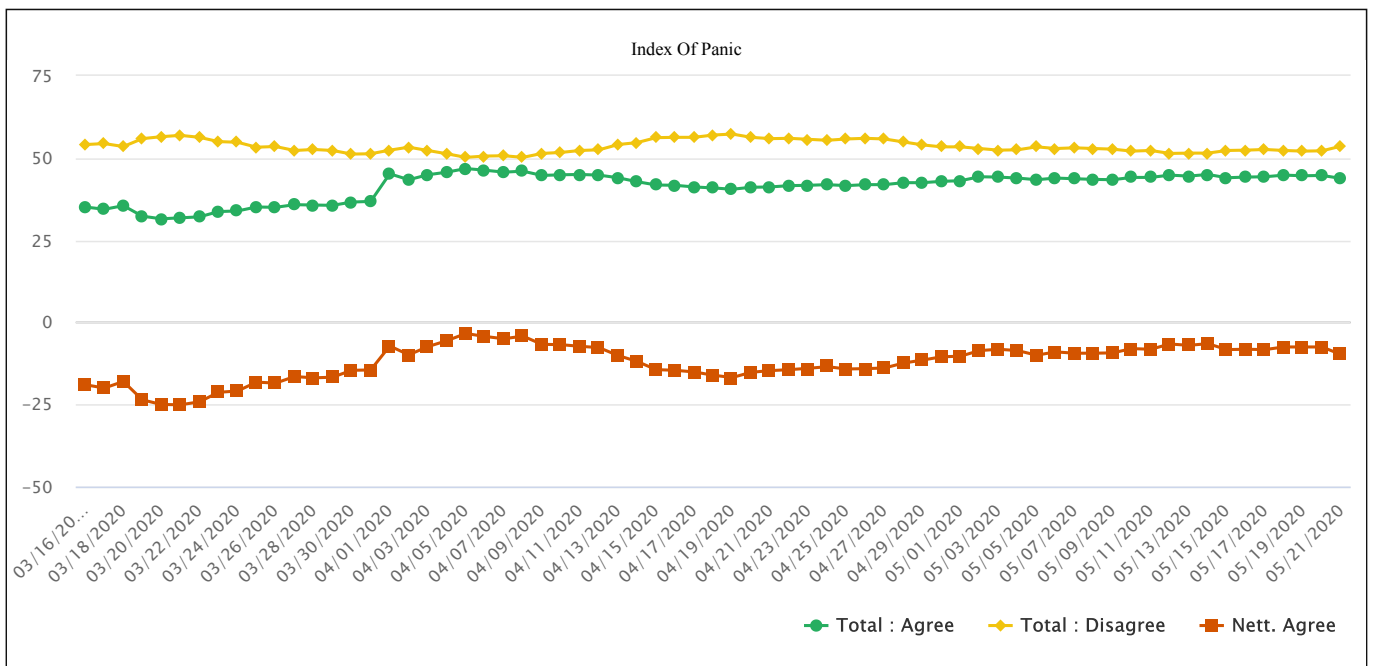
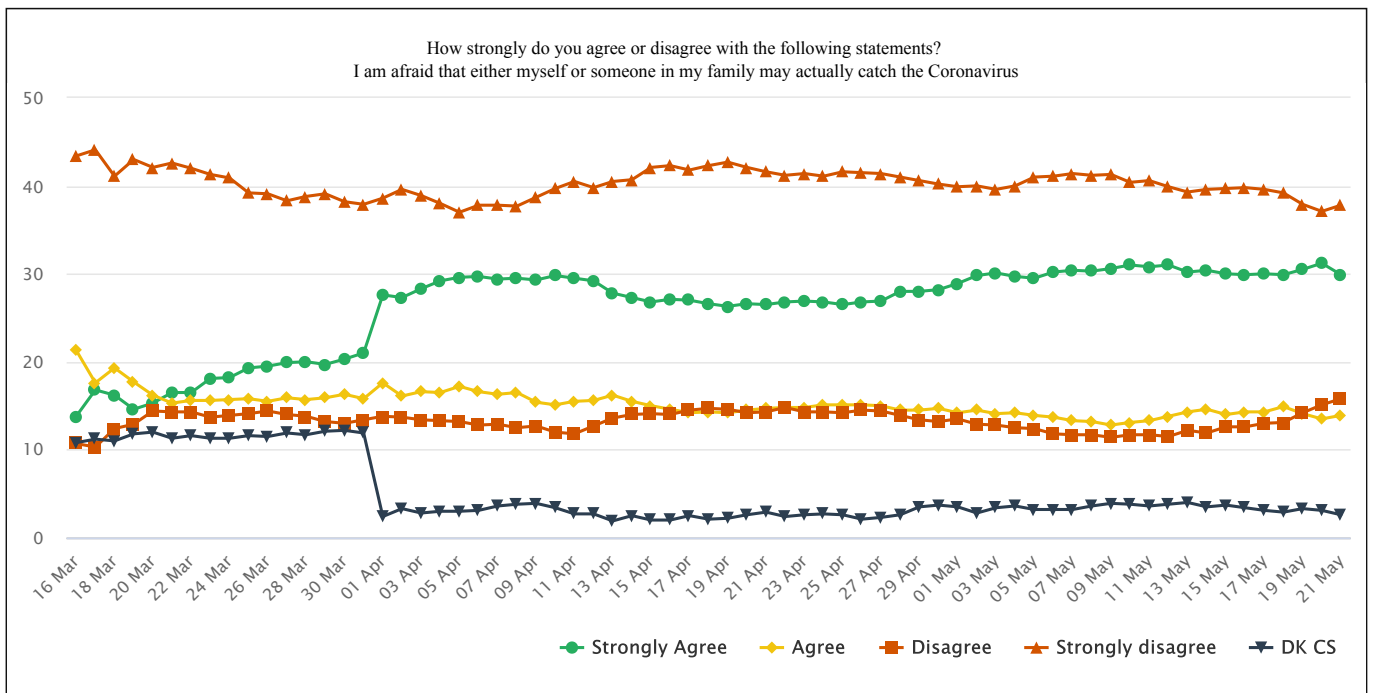
If yes, which of the symptoms like high fever, cold, dry cough etc are there?

Date	Yes, High Fever	Yes, Tiredness	Yes, Dry Cough	Yes, Difficulty in breathing	Yes, Cold, nasal congestion, Running nose	Yes, Body pain	Yes, Soar Throat / Pain in throat	Total
05/21/2020	0.251	0.258	0.284	0.249	0.190	0.289	0.230	1.810

Number of symptoms applicable

Date	1	2	3	4	5	6	7	Total
05/21/2020	0.099	0.199	0.090	0.137	0.027	0.000	0.043	0.595

How strongly do you agree or disagree with the following statements? I am afraid that either myself or someone in my family may actually catch the Coronavirus

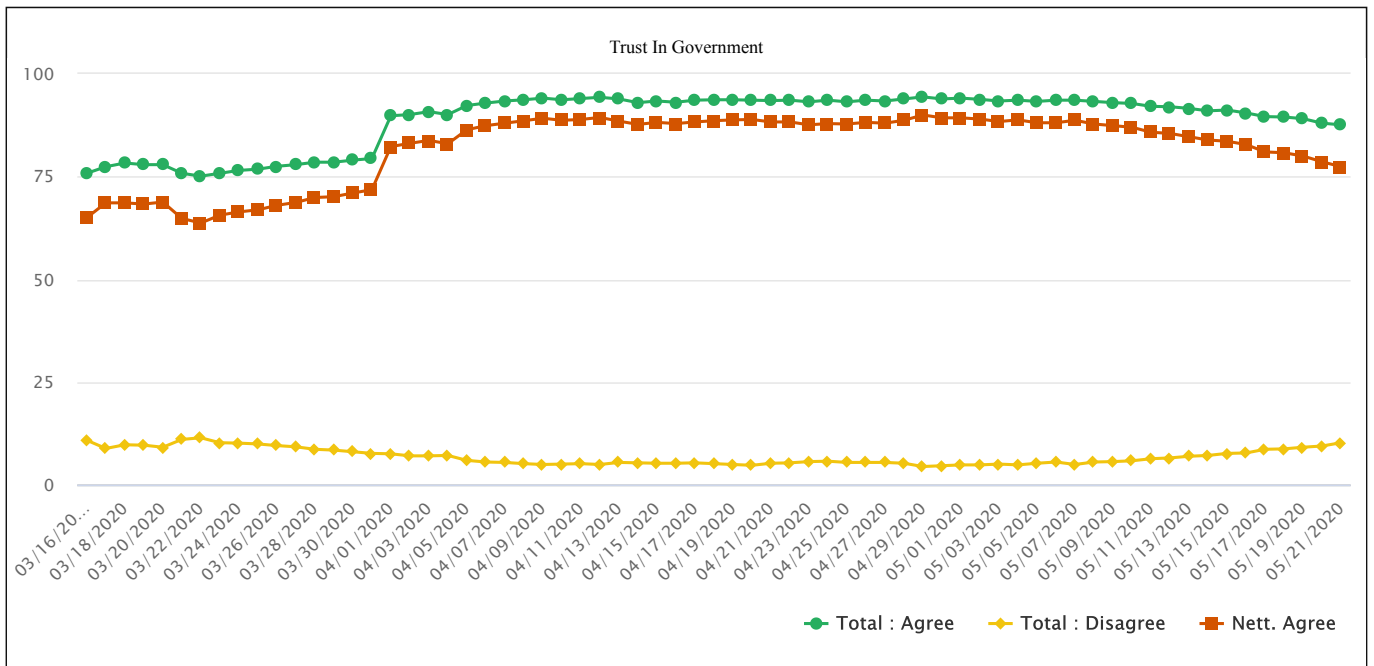
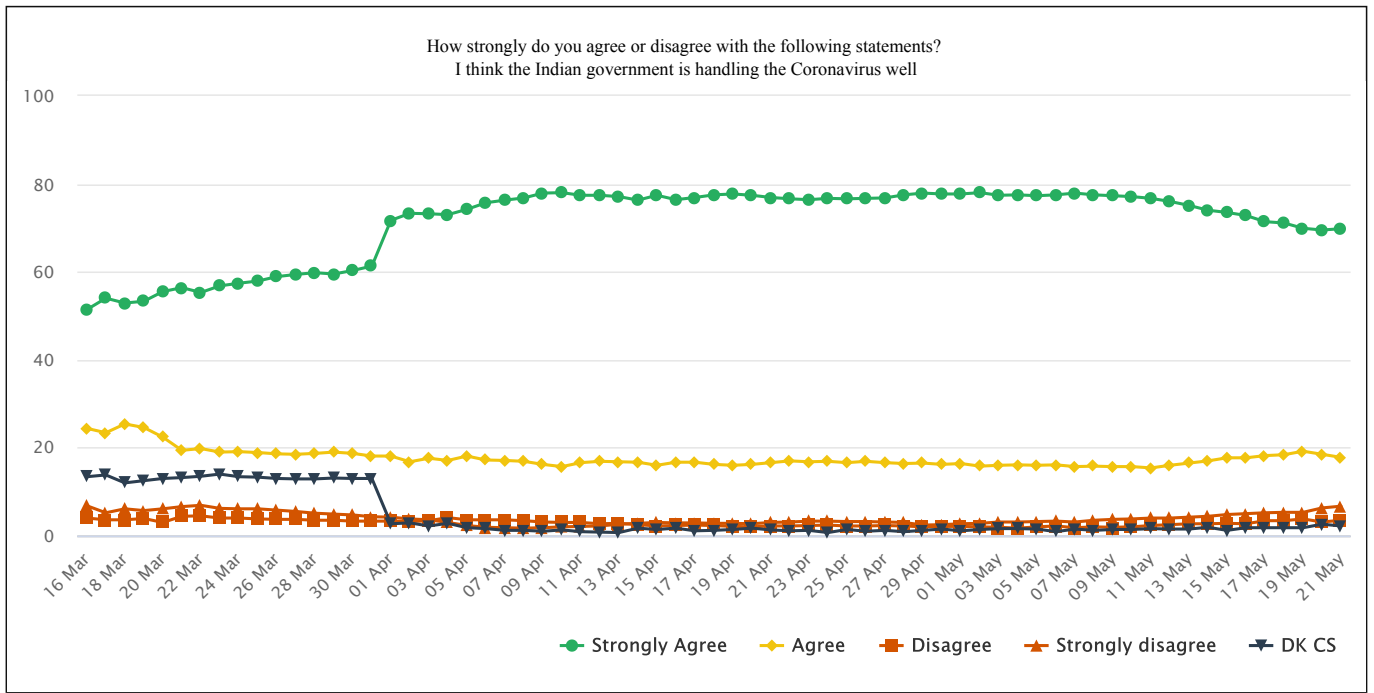


How strongly do you agree or disagree with the following statements? I am afraid that either myself or someone in my family may actually catch the Coronavirus

Date	Strongly Agree	Agree	Disagree	Strongly disagree	DK/CS	Total	Total : Agree	Total : Disagree	Nett. Agree	Sample
05/21/2020	29.9	13.9	15.8	37.8	2.6	100%	43.8	53.6	-9.8	3056
05/20/2020	31.2	13.5	15.1	37.1	3.1	100%	44.7	52.2	-7.5	3098
05/19/2020	30.5	14.1	14.2	37.9	3.3	100%	44.6	52.1	-7.5	3059
05/18/2020	29.9	14.9	13.1	39.2	2.9	100%	44.8	52.3	-7.5	3262
05/17/2020	30.0	14.3	13.0	39.6	3.1	100%	44.3	52.6	-8.3	3318
05/16/2020	29.9	14.3	12.6	39.8	3.4	100%	44.2	52.4	-8.2	3488
05/15/2020	30.0	14.0	12.6	39.7	3.7	100%	44.0	52.3	-8.3	3757
05/14/2020	30.4	14.6	11.9	39.6	3.5	100%	45.0	51.5	-6.5	3828
05/13/2020	30.2	14.3	12.2	39.3	4.0	100%	44.5	51.5	-7.0	4001
05/12/2020	31.0	13.8	11.5	39.9	3.8	100%	44.8	51.4	-6.6	4095
05/11/2020	30.8	13.3	11.7	40.6	3.6	100%	44.1	52.3	-8.2	4049
05/10/2020	31.0	13.1	11.7	40.4	3.8	100%	44.1	52.1	-8.0	3997
05/09/2020	30.6	12.8	11.4	41.3	3.9	100%	43.4	52.7	-9.3	4237
05/08/2020	30.3	13.2	11.7	41.2	3.6	100%	43.5	52.9	-9.4	4388
05/07/2020	30.4	13.3	11.7	41.4	3.2	100%	43.7	53.1	-9.4	4437
05/06/2020	30.2	13.7	11.8	41.1	3.2	100%	43.9	52.9	-9.0	4517
05/05/2020	29.5	13.9	12.4	41.0	3.2	100%	43.4	53.4	-10.0	4715
05/04/2020	29.7	14.2	12.5	40.0	3.6	100%	43.9	52.5	-8.6	4952
05/03/2020	30.1	14.1	12.8	39.6	3.4	100%	44.2	52.4	-8.2	4580
05/02/2020	29.8	14.5	12.9	40.0	2.8	100%	44.3	52.9	-8.6	4818
05/01/2020	28.9	14.2	13.5	39.9	3.5	100%	43.1	53.4	-10.3	4885
04/30/2020	28.2	14.7	13.2	40.2	3.7	100%	42.9	53.4	-10.5	4913
04/29/2020	28.0	14.5	13.4	40.6	3.5	100%	42.5	54.0	-11.5	5044
04/28/2020	28.0	14.5	13.9	41.0	2.6	100%	42.5	54.9	-12.4	5078
04/27/2020	26.9	15.0	14.4	41.4	2.3	100%	41.9	55.8	-13.9	5220
04/26/2020	26.8	15.1	14.5	41.5	2.1	100%	41.9	56.0	-14.1	5094
04/25/2020	26.5	15.1	14.2	41.6	2.6	100%	41.6	55.8	-14.2	5302
04/24/2020	26.8	15.1	14.3	41.1	2.7	100%	41.9	55.4	-13.5	5260
04/23/2020	26.9	14.8	14.3	41.4	2.6	100%	41.7	55.7	-14.0	5281
04/22/2020	26.8	14.8	14.8	41.2	2.4	100%	41.6	56.0	-14.4	5003
04/21/2020	26.5	14.7	14.3	41.6	2.9	100%	41.2	55.9	-14.7	4918
04/20/2020	26.6	14.5	14.2	42.1	2.6	100%	41.1	56.3	-15.2	4718
04/19/2020	26.3	14.2	14.6	42.7	2.2	100%	40.5	57.3	-16.8	4442
04/18/2020	26.6	14.3	14.7	42.3	2.1	100%	40.9	57.0	-16.1	4618
04/17/2020	27.0	14.2	14.5	41.8	2.5	100%	41.2	56.3	-15.1	4297
04/16/2020	27.1	14.6	14.0	42.3	2.0	100%	41.7	56.3	-14.6	4007
04/15/2020	26.8	15.0	14.1	42.1	2.0	100%	41.8	56.2	-14.4	3823
04/14/2020	27.3	15.5	14.0	40.7	2.5	100%	42.8	54.7	-11.9	3313
04/13/2020	27.8	16.2	13.6	40.5	1.9	100%	44.0	54.1	-10.1	3048
04/12/2020	29.2	15.6	12.7	39.8	2.7	100%	44.8	52.5	-7.7	2742
04/11/2020	29.5	15.5	11.8	40.5	2.7	100%	45.0	52.3	-7.3	2550
04/10/2020	29.8	15.1	12.0	39.7	3.4	100%	44.9	51.7	-6.8	2451
04/09/2020	29.3	15.4	12.7	38.7	3.9	100%	44.7	51.4	-6.7	2384
04/08/2020	29.5	16.5	12.5	37.7	3.8	100%	46.0	50.2	-4.2	2110
04/07/2020	29.4	16.3	12.9	37.8	3.6	100%	45.7	50.7	-5.0	2193
04/06/2020	29.7	16.6	12.8	37.8	3.1	100%	46.3	50.6	-4.3	2159
04/05/2020	29.6	17.2	13.2	37.0	3.0	100%	46.8	50.2	-3.4	2201
04/04/2020	29.2	16.5	13.3	38.0	3.0	100%	45.7	51.3	-5.6	2257
04/03/2020	28.3	16.6	13.4	38.9	2.8	100%	44.9	52.3	-7.4	2289
04/02/2020	27.3	16.1	13.7	39.6	3.3	100%	43.4	53.3	-9.9	2333

Date	Strongly Agree	Agree	Disagree	Strongly disagree	DK/CS	Total	Total : Agree	Total : Disagree	Nett. Agree	Sample
04/01/2020	27.6	17.6	13.8	38.6	2.4	100%	45.2	52.4	-7.2	2342
03/31/2020	21.0	15.8	13.4	37.9	11.9	100%	36.8	51.3	-14.5	2269
03/30/2020	20.3	16.3	13.0	38.2	12.2	100%	36.6	51.2	-14.6	2484
03/29/2020	19.7	15.9	13.2	39.1	12.1	100%	35.6	52.3	-16.7	2361
03/28/2020	20.0	15.7	13.8	38.8	11.7	100%	35.7	52.6	-16.9	2233
03/27/2020	19.9	15.9	14.0	38.3	11.9	100%	35.8	52.3	-16.5	2094
03/26/2020	19.5	15.5	14.4	39.1	11.5	100%	35.0	53.5	-18.5	1968
03/25/2020	19.3	15.8	14.1	39.2	11.6	100%	35.1	53.3	-18.2	1838
03/24/2020	18.2	15.7	13.9	40.9	11.3	100%	33.9	54.8	-20.9	1700
03/23/2020	18.1	15.6	13.7	41.3	11.3	100%	33.7	55.0	-21.3	1561
03/22/2020	16.5	15.6	14.3	42.0	11.6	100%	32.1	56.3	-24.2	1421
03/21/2020	16.5	15.3	14.3	42.6	11.3	100%	31.8	56.9	-25.1	1217
03/20/2020	15.3	16.2	14.4	42.1	12.0	100%	31.5	56.5	-25.0	1006
03/19/2020	14.6	17.7	12.9	43.0	11.8	100%	32.3	55.9	-23.6	798
03/18/2020	16.2	19.3	12.4	41.1	11.0	100%	35.5	53.5	-18.0	605
03/17/2020	16.8	17.6	10.3	44.1	11.2	100%	34.4	54.4	-20.0	425
03/16/2020	13.8	21.3	10.7	43.4	10.8	100%	35.1	54.1	-19.0	215

How strongly do you agree or disagree with the following statements? I think the Indian government is handling the Coronavirus well

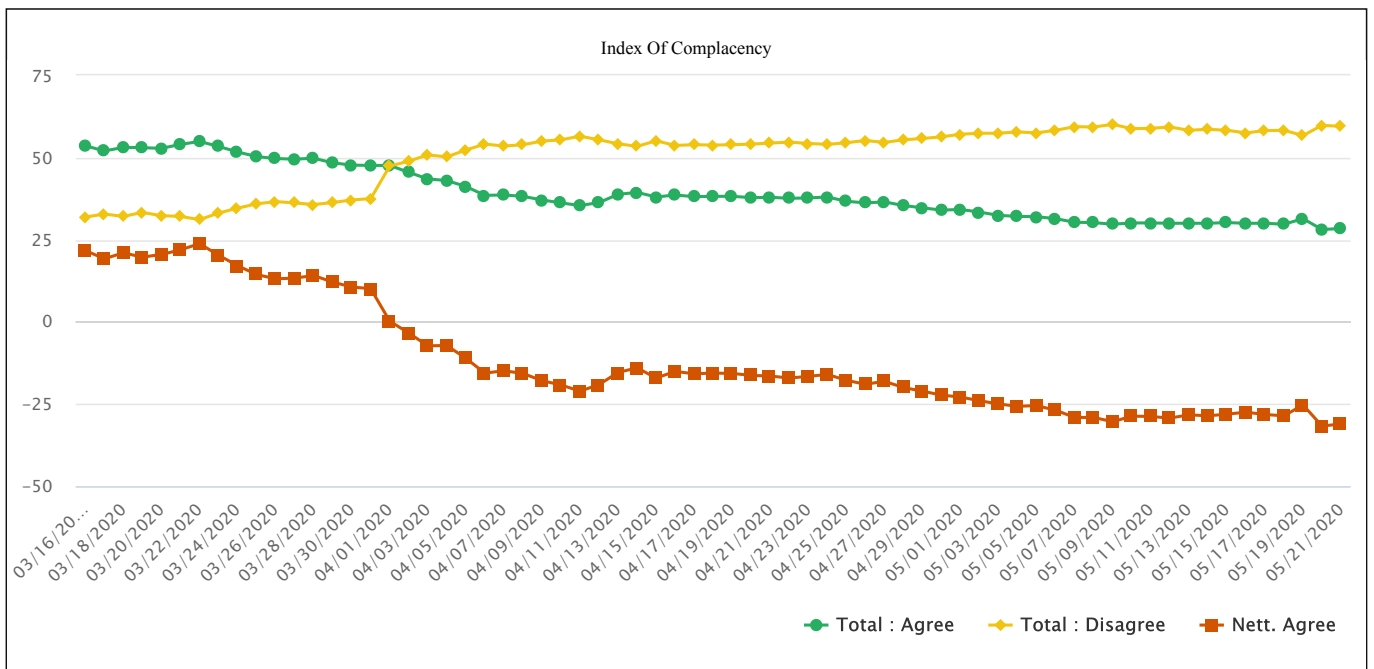
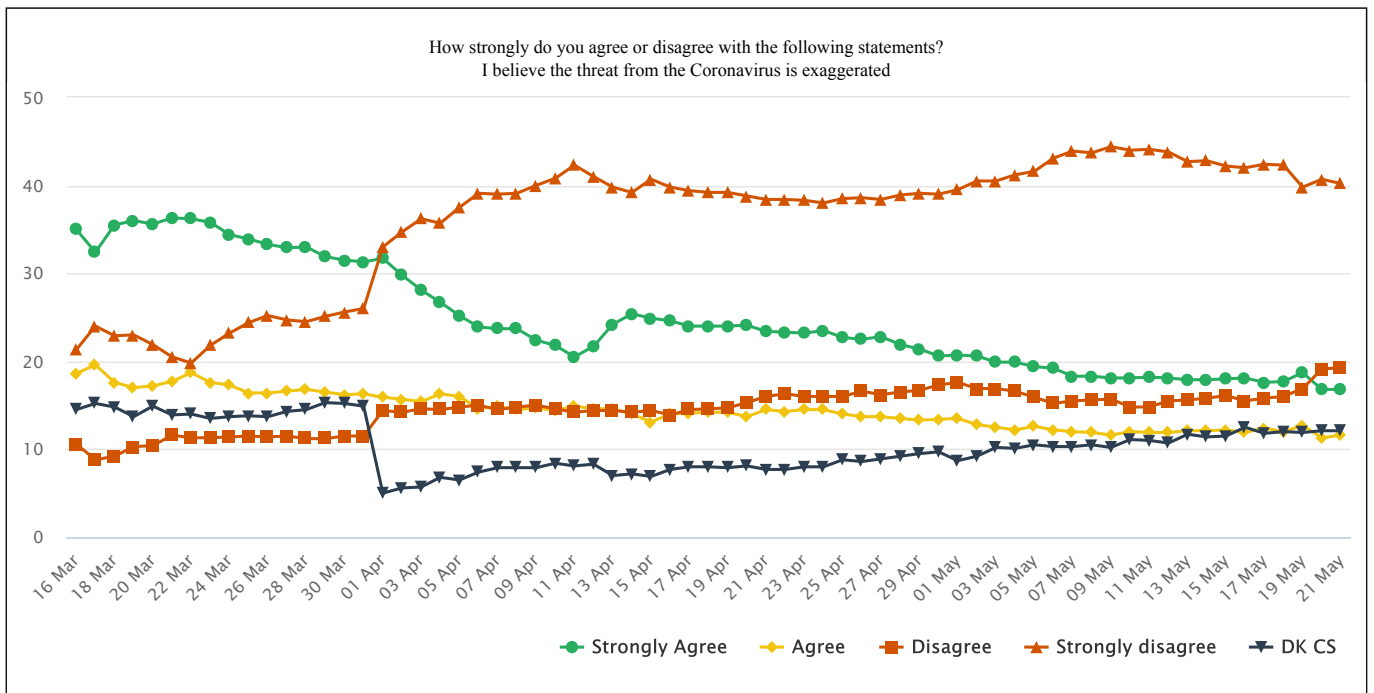


How strongly do you agree or disagree with the following statements? I think the Indian government is handling the Coronavirus well

Date	Strongly Agree	Agree	Disagree	Strongly disagree	DK/CS	Total	Total : Agree	Total : Disagree	Nett. Agree
05/21/2020	69.8	17.8	3.5	6.7	2.2	100%	87.6	10.2	77.4
05/20/2020	69.5	18.5	3.1	6.3	2.6	100%	88.0	9.4	78.6
05/19/2020	69.9	19.2	3.8	5.3	1.8	100%	89.1	9.1	80.0
05/18/2020	71.1	18.4	3.4	5.3	1.8	100%	89.5	8.7	80.8
05/17/2020	71.4	18.2	3.4	5.2	1.8	100%	89.6	8.6	81.0
05/16/2020	72.8	17.7	2.7	5.0	1.8	100%	90.5	7.7	82.8
05/15/2020	73.5	17.7	2.8	4.8	1.2	100%	91.2	7.6	83.6
05/14/2020	74.0	17.0	2.7	4.4	1.9	100%	91.0	7.1	83.9
05/13/2020	75.1	16.5	2.7	4.2	1.5	100%	91.6	6.9	84.7
05/12/2020	76.0	16.0	2.5	4.0	1.5	100%	92.0	6.5	85.5
05/11/2020	76.7	15.4	2.3	4.0	1.6	100%	92.1	6.3	85.8
05/10/2020	77.1	15.7	2.0	3.8	1.4	100%	92.8	5.8	87.0
05/09/2020	77.3	15.7	1.9	3.7	1.4	100%	93.0	5.6	87.4
05/08/2020	77.5	15.8	2.0	3.5	1.2	100%	93.3	5.5	87.8
05/07/2020	77.9	15.7	1.8	3.1	1.5	100%	93.6	4.9	88.7
05/06/2020	77.5	16.1	2.2	3.3	0.9	100%	93.6	5.5	88.1
05/05/2020	77.3	16.0	2.0	3.2	1.5	100%	93.3	5.2	88.1
05/04/2020	77.5	16.1	1.7	3.1	1.6	100%	93.6	4.8	88.8
05/03/2020	77.4	16.0	1.9	3.1	1.6	100%	93.4	5.0	88.4
05/02/2020	78.0	15.8	2.0	2.8	1.4	100%	93.8	4.8	89.0
05/01/2020	77.7	16.4	2.1	2.7	1.1	100%	94.1	4.8	89.3
04/30/2020	77.7	16.2	2.1	2.5	1.5	100%	93.9	4.6	89.3
04/29/2020	77.9	16.5	2.0	2.4	1.2	100%	94.4	4.4	90.0
04/28/2020	77.5	16.4	2.2	3.0	0.9	100%	93.9	5.2	88.7
04/27/2020	76.8	16.6	2.3	3.1	1.2	100%	93.4	5.4	88.0
04/26/2020	76.7	16.9	2.2	3.2	1.0	100%	93.6	5.4	88.2
04/25/2020	76.6	16.6	2.2	3.2	1.4	100%	93.2	5.4	87.8
04/24/2020	76.7	16.9	2.4	3.3	0.7	100%	93.6	5.7	87.9
04/23/2020	76.4	16.8	2.3	3.3	1.2	100%	93.2	5.6	87.6
04/22/2020	76.6	17.0	2.2	3.1	1.1	100%	93.6	5.3	88.3
04/21/2020	76.9	16.6	2.2	3.0	1.3	100%	93.5	5.2	88.3
04/20/2020	77.4	16.2	2.0	2.7	1.7	100%	93.6	4.7	88.9
04/19/2020	77.7	16.0	2.1	2.8	1.4	100%	93.7	4.9	88.8
04/18/2020	77.5	16.2	2.3	2.8	1.2	100%	93.7	5.1	88.6
04/17/2020	76.9	16.7	2.4	2.9	1.1	100%	93.6	5.3	88.3
04/16/2020	76.4	16.7	2.3	2.9	1.7	100%	93.1	5.2	87.9
04/15/2020	77.4	16.0	2.2	3.0	1.4	100%	93.4	5.2	88.2
04/14/2020	76.3	16.7	2.5	2.8	1.7	100%	93.0	5.3	87.7
04/13/2020	77.1	16.8	2.8	2.6	0.7	100%	93.9	5.4	88.5
04/12/2020	77.4	16.9	2.7	2.2	0.8	100%	94.3	4.9	89.4
04/11/2020	77.4	16.6	3.0	2.1	0.9	100%	94.0	5.1	88.9
04/10/2020	78.0	15.7	3.0	2.0	1.3	100%	93.7	5.0	88.7
04/09/2020	77.9	16.2	3.1	1.8	1.0	100%	94.1	4.9	89.2
04/08/2020	76.8	16.9	3.4	1.7	1.2	100%	93.7	5.1	88.6
04/07/2020	76.3	17.1	3.6	1.8	1.2	100%	93.4	5.4	88.0
04/06/2020	75.7	17.2	3.6	1.9	1.6	100%	92.9	5.5	87.4
04/05/2020	74.2	18.1	3.6	2.3	1.8	100%	92.3	5.9	86.4
04/04/2020	73.0	17.1	4.1	3.0	2.8	100%	90.1	7.1	83.0
04/03/2020	73.2	17.6	3.4	3.6	2.2	100%	90.8	7.0	83.8
04/02/2020	73.3	16.8	3.2	3.8	2.9	100%	90.1	7.0	83.1

Date	Strongly Agree	Agree	Disagree	Strongly disagree	DK/CS	Total	Total : Agree	Total : Disagree	Nett. Agree
04/01/2020	71.7	18.1	3.3	4.2	2.7	100%	89.8	7.5	82.3
03/31/2020	61.3	18.1	3.3	4.3	13.0	100%	79.4	7.6	71.8
03/30/2020	60.3	18.7	3.3	4.7	13.0	100%	79.0	8.0	71.0
03/29/2020	59.5	19.0	3.5	4.9	13.1	100%	78.5	8.4	70.1
03/28/2020	59.8	18.7	3.5	5.1	12.9	100%	78.5	8.6	69.9
03/27/2020	59.4	18.5	3.7	5.5	12.9	100%	77.9	9.2	68.7
03/26/2020	58.9	18.6	3.7	5.8	13.0	100%	77.5	9.5	68.0
03/25/2020	57.9	18.9	3.8	6.1	13.3	100%	76.8	9.9	66.9
03/24/2020	57.4	19.1	4.0	6.1	13.4	100%	76.5	10.1	66.4
03/23/2020	56.8	19.0	4.0	6.2	14.0	100%	75.8	10.2	65.6
03/22/2020	55.3	19.8	4.5	6.9	13.5	100%	75.1	11.4	63.7
03/21/2020	56.4	19.4	4.4	6.6	13.2	100%	75.8	11.0	64.8
03/20/2020	55.5	22.4	3.0	6.1	13.0	100%	77.9	9.1	68.8
03/19/2020	53.3	24.6	3.9	5.7	12.5	100%	77.9	9.6	68.3
03/18/2020	52.9	25.4	3.6	6.1	12.0	100%	78.3	9.7	68.6
03/17/2020	54.0	23.4	3.6	5.2	13.8	100%	77.4	8.8	68.6
03/16/2020	51.4	24.4	4.0	6.8	13.4	100%	75.8	10.8	65.0

How strongly do you agree or disagree with the following statements? I believe the threat from the Coronavirus is exaggerated

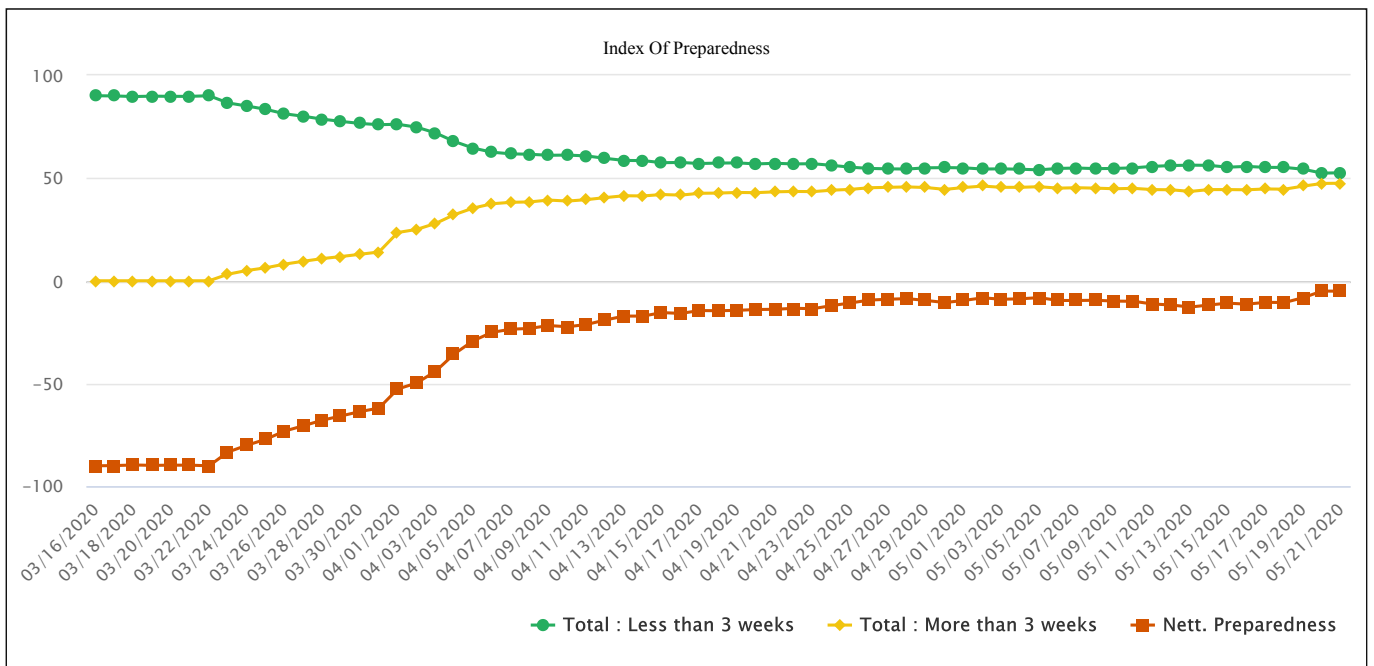
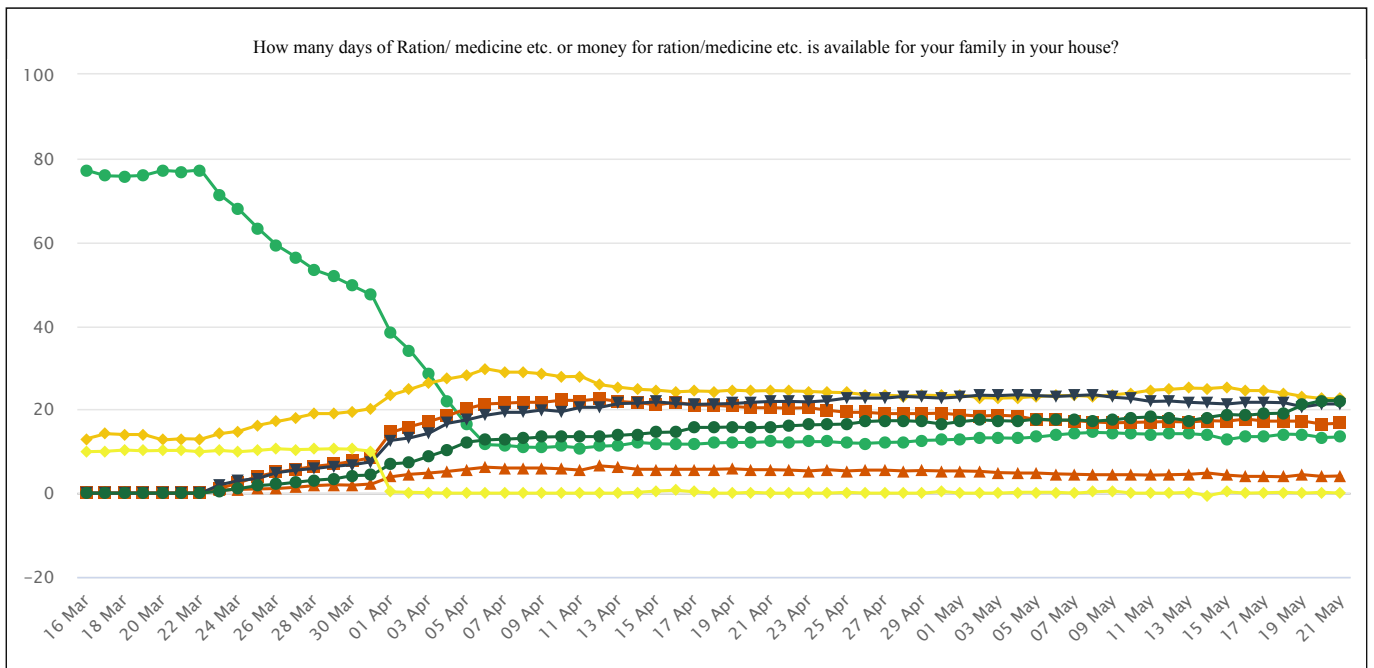


How strongly do you agree or disagree with the following statements? I believe the threat from the Coronavirus is exaggerated

Date	Strongly Agree	Agree	Disagree	Strongly disagree	DK/CS	Total	Total : Agree	Total : Disagree	Nett. Agree
05/21/2020	16.8	11.6	19.3	40.2	12.1	100%	28.4	59.5	-31.1
05/20/2020	16.8	11.3	19.1	40.7	12.1	100%	28.1	59.8	-31.7
05/19/2020	18.7	12.7	16.9	39.8	11.9	100%	31.4	56.7	-25.3
05/18/2020	17.7	12.0	16.0	42.3	12.0	100%	29.7	58.3	-28.6
05/17/2020	17.6	12.4	15.8	42.4	11.8	100%	30.0	58.2	-28.2
05/16/2020	18.1	11.9	15.5	42.0	12.5	100%	30.0	57.5	-27.5
05/15/2020	18.0	12.2	16.1	42.2	11.5	100%	30.2	58.3	-28.1
05/14/2020	17.9	12.1	15.8	42.8	11.4	100%	30.0	58.6	-28.6
05/13/2020	17.9	12.1	15.6	42.7	11.7	100%	30.0	58.3	-28.3
05/12/2020	18.1	11.9	15.5	43.8	10.7	100%	30.0	59.3	-29.3
05/11/2020	18.2	11.9	14.8	44.1	11.0	100%	30.1	58.9	-28.8
05/10/2020	18.1	12.0	14.8	44.0	11.1	100%	30.1	58.8	-28.7
05/09/2020	18.1	11.6	15.7	44.4	10.2	100%	29.7	60.1	-30.4
05/08/2020	18.3	11.9	15.6	43.7	10.5	100%	30.2	59.3	-29.1
05/07/2020	18.3	12.0	15.5	43.9	10.3	100%	30.3	59.4	-29.1
05/06/2020	19.2	12.2	15.2	43.1	10.3	100%	31.4	58.3	-26.9
05/05/2020	19.4	12.6	15.9	41.6	10.5	100%	32.0	57.5	-25.5
05/04/2020	19.9	12.2	16.6	41.2	10.1	100%	32.1	57.8	-25.7
05/03/2020	19.9	12.5	16.9	40.5	10.2	100%	32.4	57.4	-25.0
05/02/2020	20.6	12.8	16.9	40.5	9.2	100%	33.4	57.4	-24.0
05/01/2020	20.7	13.5	17.6	39.5	8.7	100%	34.2	57.1	-22.9
04/30/2020	20.6	13.4	17.3	39.0	9.7	100%	34.0	56.3	-22.3
04/29/2020	21.4	13.3	16.7	39.1	9.5	100%	34.7	55.8	-21.1
04/28/2020	21.9	13.5	16.5	38.9	9.2	100%	35.4	55.4	-20.0
04/27/2020	22.8	13.7	16.2	38.4	8.9	100%	36.5	54.6	-18.1
04/26/2020	22.5	13.7	16.6	38.6	8.6	100%	36.2	55.2	-19.0
04/25/2020	22.7	14.0	16.0	38.5	8.8	100%	36.7	54.5	-17.8
04/24/2020	23.5	14.5	16.0	38.0	8.0	100%	38.0	54.0	-16.0
04/23/2020	23.2	14.5	16.0	38.3	8.0	100%	37.7	54.3	-16.6
04/22/2020	23.3	14.3	16.3	38.4	7.7	100%	37.6	54.7	-17.1
04/21/2020	23.4	14.5	16.0	38.4	7.7	100%	37.9	54.4	-16.5
04/20/2020	24.1	13.7	15.3	38.8	8.1	100%	37.8	54.1	-16.3
04/19/2020	24.0	14.2	14.7	39.2	7.9	100%	38.2	53.9	-15.7
04/18/2020	24.0	14.2	14.6	39.2	8.0	100%	38.2	53.8	-15.6
04/17/2020	24.0	14.1	14.5	39.4	8.0	100%	38.1	53.9	-15.8
04/16/2020	24.6	14.0	13.9	39.8	7.7	100%	38.6	53.7	-15.1
04/15/2020	24.9	13.1	14.4	40.7	6.9	100%	38.0	55.1	-17.1
04/14/2020	25.4	14.0	14.2	39.2	7.2	100%	39.4	53.4	-14.0
04/13/2020	24.2	14.6	14.4	39.8	7.0	100%	38.8	54.2	-15.4
04/12/2020	21.7	14.6	14.4	41.0	8.3	100%	36.3	55.4	-19.1
04/11/2020	20.5	14.9	14.2	42.3	8.1	100%	35.4	56.5	-21.1
04/10/2020	21.8	14.4	14.6	40.8	8.4	100%	36.2	55.4	-19.2
04/09/2020	22.4	14.7	15.0	40.0	7.9	100%	37.1	55.0	-17.9
04/08/2020	23.7	14.5	14.8	39.1	7.9	100%	38.2	53.9	-15.7
04/07/2020	23.7	14.9	14.5	39.0	7.9	100%	38.6	53.5	-14.9
04/06/2020	23.9	14.6	15.0	39.1	7.4	100%	38.5	54.1	-15.6
04/05/2020	25.2	16.0	14.8	37.5	6.5	100%	41.2	52.3	-11.1
04/04/2020	26.7	16.3	14.5	35.7	6.8	100%	43.0	50.2	-7.2
04/03/2020	28.1	15.4	14.6	36.2	5.7	100%	43.5	50.8	-7.3
04/02/2020	29.8	15.7	14.2	34.7	5.6	100%	45.5	48.9	-3.4
04/01/2020	31.7	15.9	14.4	33.0	5.0	100%	47.6	47.4	0.2

Date	Strongly Agree	Agree	Disagree	Strongly disagree	DK/CS	Total	Total : Agree	Total : Disagree	Nett. Agree
03/31/2020	31.3	16.3	11.5	26.0	14.9	100%	47.6	37.5	10.1
03/30/2020	31.5	16.2	11.5	25.6	15.2	100%	47.7	37.1	10.6
03/29/2020	31.9	16.5	11.2	25.1	15.3	100%	48.4	36.3	12.1
03/28/2020	33.0	16.8	11.2	24.5	14.5	100%	49.8	35.7	14.1
03/27/2020	32.9	16.6	11.5	24.7	14.3	100%	49.5	36.2	13.3
03/26/2020	33.3	16.4	11.4	25.2	13.7	100%	49.7	36.6	13.1
03/25/2020	33.9	16.4	11.5	24.4	13.8	100%	50.3	35.9	14.4
03/24/2020	34.4	17.3	11.4	23.2	13.7	100%	51.7	34.6	17.1
03/23/2020	35.8	17.6	11.3	21.8	13.5	100%	53.4	33.1	20.3
03/22/2020	36.2	18.7	11.3	19.8	14.0	100%	54.9	31.1	23.8
03/21/2020	36.3	17.7	11.6	20.5	13.9	100%	54.0	32.1	21.9
03/20/2020	35.6	17.2	10.4	21.9	14.9	100%	52.8	32.3	20.5
03/19/2020	36.0	17.0	10.3	23.0	13.7	100%	53.0	33.3	19.7
03/18/2020	35.5	17.6	9.2	22.9	14.8	100%	53.1	32.1	21.0
03/17/2020	32.4	19.6	8.8	24.0	15.2	100%	52.0	32.8	19.2
03/16/2020	35.0	18.6	10.6	21.3	14.5	100%	53.6	31.9	21.7

How many days of Ration/ medicine etc. or money for ration/medicine etc. is available for your family in your house?

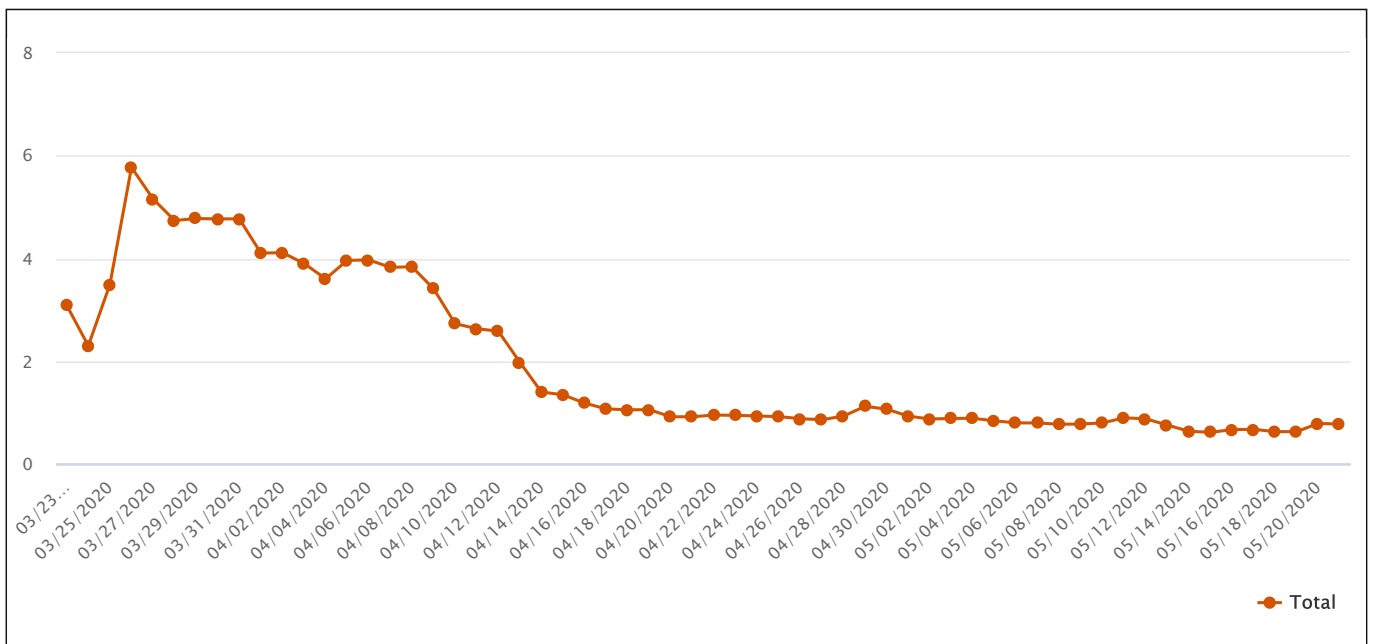
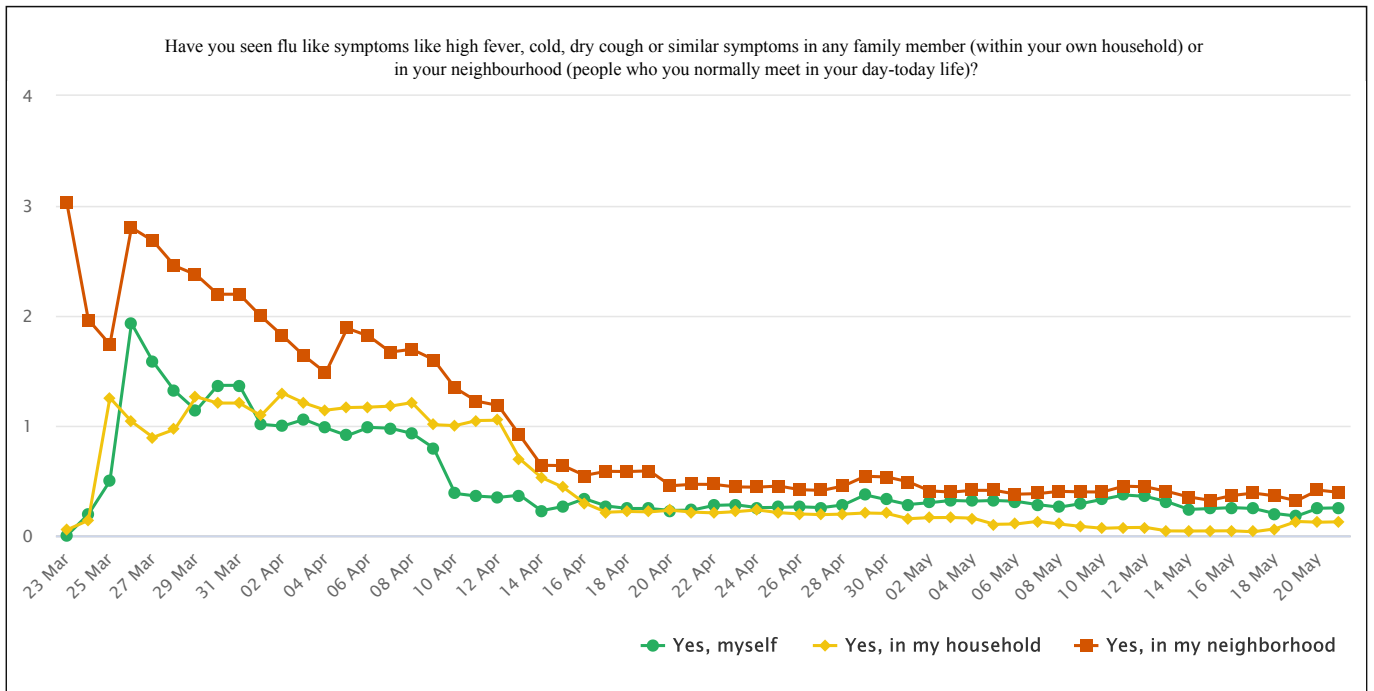


How many days of Ration/ medicine etc. or money for ration/medicine etc. is available for your family in your house?

Date	Less than a week	For a week	For two weeks	For three weeks	For a month	For more than a month	Don't know/Can't say	Total	Total : Less than 3 weeks	Total : More than 3 weeks	Nett. Preparedness
05/21/2020	13.4	22.5	16.7	4.1	21.3	22.1	0.0	100%	52.6	47.5	-5.1
05/20/2020	13.3	22.6	16.5	4.0	21.3	22.1	0.2	100%	52.4	47.4	-5.0
05/19/2020	14.0	23.1	17.2	4.4	20.6	21.1	0.0	100%	54.3	46.1	-8.2
05/18/2020	14.1	23.9	17.2	3.9	21.6	19.1	0.2	100%	55.2	44.6	-10.6
05/17/2020	13.5	24.5	17.2	4.0	21.7	19.0	0.1	100%	55.2	44.7	-10.5
05/16/2020	13.5	24.5	17.7	4.0	21.7	18.6	0.0	100%	55.7	44.3	-11.4
05/15/2020	12.8	25.3	17.2	4.3	21.3	18.8	0.3	100%	55.3	44.4	-10.9
05/14/2020	13.9	25.0	17.3	4.8	21.5	18.1	-0.6	100%	56.2	44.4	-11.8
05/13/2020	14.2	25.1	17.0	4.5	21.7	17.3	0.2	100%	56.3	43.5	-12.8
05/12/2020	14.2	24.8	17.1	4.4	22.0	17.9	0.0	100%	56.1	44.3	-11.8
05/11/2020	14.1	24.6	17.0	4.3	21.9	18.2	0.0	100%	55.7	44.4	-11.3
05/10/2020	14.2	23.9	16.9	4.4	22.6	18.0	0.0	100%	55.0	45.0	-10.0
05/09/2020	14.4	23.5	16.8	4.4	22.9	17.5	0.5	100%	54.7	44.8	-9.9
05/08/2020	14.5	23.1	17.0	4.4	23.5	17.2	0.3	100%	54.6	45.1	-9.5
05/07/2020	14.3	23.3	17.3	4.5	23.3	17.5	0.0	100%	54.9	45.3	-9.6
05/06/2020	13.9	23.3	17.5	4.6	23.1	17.4	0.2	100%	54.7	45.1	-9.6
05/05/2020	13.4	23.1	17.5	4.8	23.3	17.7	0.2	100%	54.0	45.8	-8.2
05/04/2020	13.1	22.8	18.4	4.8	23.5	17.2	0.2	100%	54.3	45.5	-8.8
05/03/2020	13.2	22.7	18.6	4.9	23.3	17.3	0.0	100%	54.5	45.5	-9.0
05/02/2020	13.2	22.8	18.4	5.2	23.4	17.5	0.0	100%	54.4	46.1	-8.3
05/01/2020	12.9	23.4	18.7	5.3	23.0	17.1	0.0	100%	55.0	45.4	-9.6
04/30/2020	12.7	23.3	19.1	5.3	22.7	16.5	0.4	100%	55.1	44.5	-10.6
04/29/2020	12.6	23.4	19.0	5.4	22.9	17.1	0.0	100%	55.0	45.4	-9.6
04/28/2020	12.2	23.2	19.0	5.3	23.1	17.3	0.0	100%	54.4	45.7	-8.7
04/27/2020	12.1	23.4	19.0	5.5	22.7	17.3	0.0	100%	54.5	45.5	-9.0
04/26/2020	11.9	23.5	19.3	5.5	22.7	17.1	0.0	100%	54.7	45.3	-9.4
04/25/2020	12.0	24.0	19.3	5.3	22.7	16.5	0.2	100%	55.3	44.5	-10.8
04/24/2020	12.3	24.1	19.8	5.6	22.1	16.4	0.0	100%	56.2	44.1	-12.1
04/23/2020	12.3	24.3	20.4	5.3	21.8	16.3	0.0	100%	57.0	43.4	-13.6
04/22/2020	12.2	24.4	20.3	5.5	21.9	16.1	0.0	100%	56.9	43.5	-13.4
04/21/2020	12.3	24.5	20.4	5.6	21.9	15.8	0.0	100%	57.2	43.3	-13.9
04/20/2020	12.1	24.4	20.4	5.6	21.7	15.6	0.2	100%	56.9	42.9	-14.0
04/19/2020	12.1	24.6	20.7	5.8	21.4	15.8	0.0	100%	57.4	43.0	-14.4
04/18/2020	12.0	24.3	21.0	5.7	21.3	15.7	0.0	100%	57.3	42.7	-14.6
04/17/2020	11.7	24.4	21.0	5.7	21.2	15.7	0.3	100%	57.1	42.6	-14.5
04/16/2020	11.7	24.2	21.7	5.7	21.4	14.6	0.7	100%	57.6	41.7	-15.9
04/15/2020	11.8	24.6	21.1	5.7	21.8	14.5	0.5	100%	57.5	42.0	-15.5
04/14/2020	12.1	24.8	21.6	5.7	21.5	14.1	0.2	100%	58.5	41.3	-17.2
04/13/2020	11.4	25.3	21.9	6.2	21.4	13.8	0.0	100%	58.6	41.4	-17.2
04/12/2020	11.2	25.9	22.5	6.5	20.5	13.5	0.0	100%	59.6	40.5	-19.1
04/11/2020	10.8	27.9	22.1	5.5	20.5	13.5	0.0	100%	60.8	39.5	-21.3
04/10/2020	11.2	27.8	22.2	5.8	19.5	13.5	0.0	100%	61.2	38.8	-22.4
04/09/2020	10.9	28.5	21.7	6.0	19.9	13.4	0.0	100%	61.1	39.3	-21.8
04/08/2020	11.0	28.9	21.7	6.0	19.3	13.1	0.0	100%	61.6	38.4	-23.2
04/07/2020	11.4	28.9	21.5	6.0	19.3	12.9	0.0	100%	61.8	38.2	-23.6
04/06/2020	11.6	29.7	21.3	6.2	18.6	12.7	0.0	100%	62.6	37.5	-25.1
04/05/2020	16.3	28.1	20.2	5.7	17.5	12.2	0.0	100%	64.6	35.4	-29.2
04/04/2020	22.0	27.3	18.5	5.2	16.7	10.3	0.0	100%	67.8	32.2	-35.6
04/03/2020	28.6	26.3	17.1	4.8	14.3	8.8	0.1	100%	72.0	27.9	-44.1
04/02/2020	34.1	24.8	15.9	4.5	13.2	7.3	0.2	100%	74.8	25.0	-49.8

Date	Less than a week	For a week	For two weeks	For three weeks	For a month	For more than a month	Don't know/Can't say	Total	Total : Less than 3 weeks	Total : More than 3 weeks	Nett. Preparedness
04/01/2020	38.3	23.4	14.5	3.9	12.6	7.0	0.3	100%	76.2	23.5	-52.7
03/31/2020	47.3	20.2	8.5	2.2	7.5	4.3	10.0	100%	76.0	14.0	-62.0
03/30/2020	49.5	19.5	7.6	1.9	6.8	4.2	10.5	100%	76.6	12.9	-63.7
03/29/2020	51.7	19.0	6.9	2.0	6.4	3.4	10.6	100%	77.6	11.8	-65.8
03/28/2020	53.3	19.0	6.4	1.8	5.9	3.1	10.5	100%	78.7	10.8	-67.9
03/27/2020	56.4	18.0	5.7	1.4	5.5	2.6	10.4	100%	80.1	9.5	-70.6
03/26/2020	59.2	17.1	5.0	1.1	4.9	2.1	10.6	100%	81.3	8.1	-73.2
03/25/2020	63.3	16.2	4.0	1.0	3.5	1.8	10.2	100%	83.5	6.3	-77.2
03/24/2020	67.8	14.8	2.5	0.9	3.0	1.1	9.9	100%	85.1	5.0	-80.1
03/23/2020	71.3	14.2	1.1	0.7	2.0	0.5	10.2	100%	86.6	3.2	-83.4
03/22/2020	77.2	12.9	0.0	0.0	0.0	0.0	9.9	100%	90.1	0.0	-90.1
03/21/2020	76.8	13.0	0.0	0.0	0.0	0.0	10.2	100%	89.8	0.0	-89.8
03/20/2020	77.1	12.7	0.0	0.0	0.0	0.0	10.2	100%	89.8	0.0	-89.8
03/19/2020	75.9	14.0	0.0	0.0	0.0	0.0	10.1	100%	89.9	0.0	-89.9
03/18/2020	75.7	14.0	0.0	0.0	0.0	0.0	10.3	100%	89.7	0.0	-89.7
03/17/2020	75.8	14.2	0.0	0.0	0.0	0.0	10.0	100%	90.0	0.0	-90.0
03/16/2020	77.1	13.0	0.0	0.0	0.0	0.0	9.9	100%	90.1	0.0	-90.1

Have you seen flu like symptoms like high fever, cold, dry cough or similar symptoms in any family member (within your own household) or in your neighbourhood (people who you normally meet in your day-to-day life)?

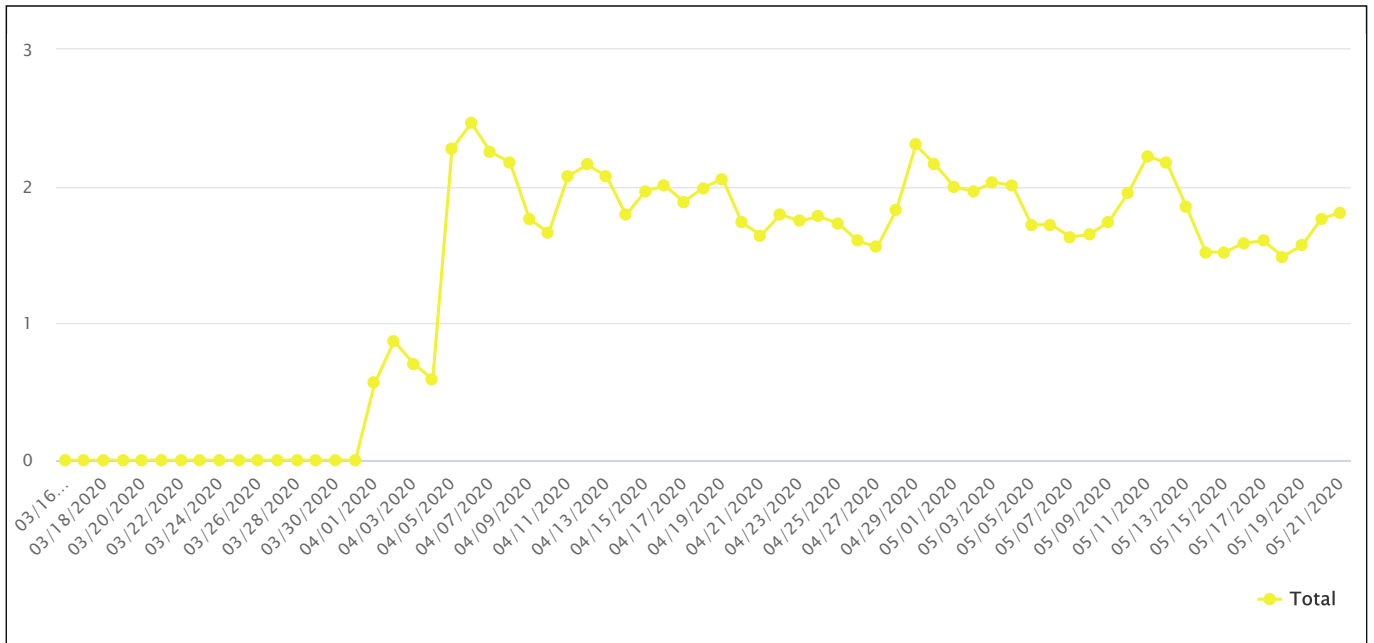
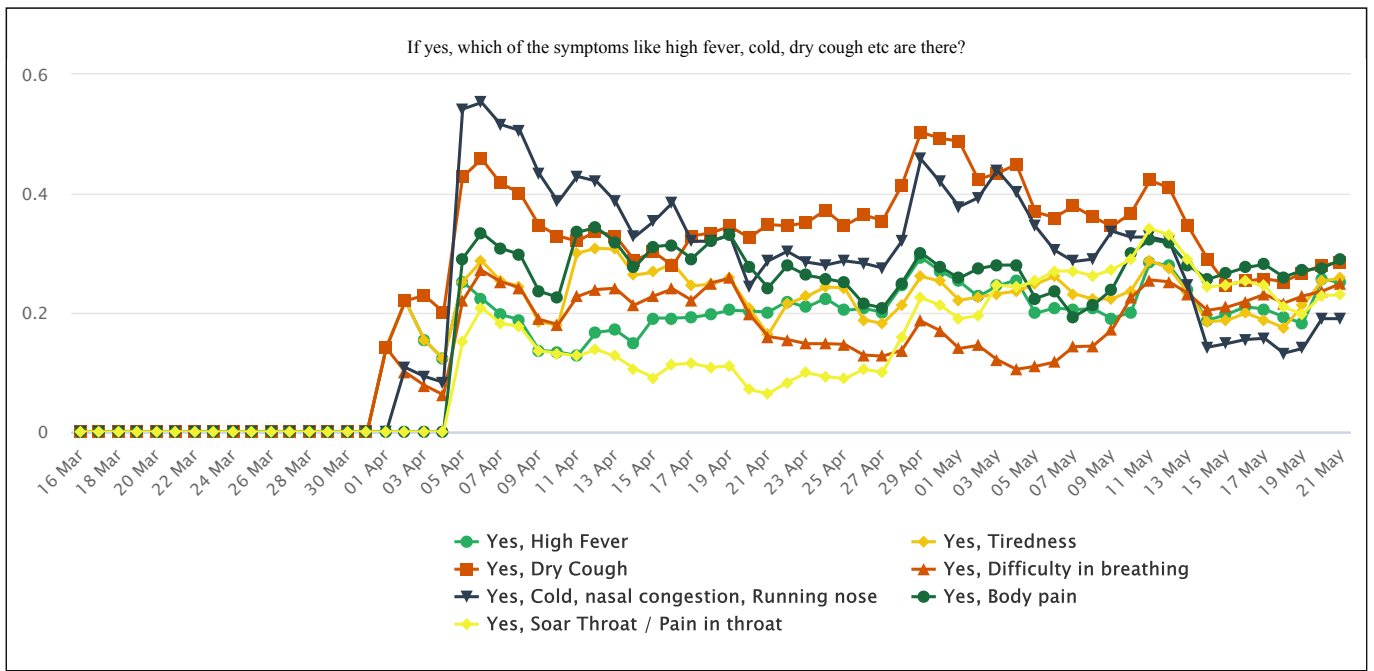


Have you seen flu like symptoms like high fever, cold, dry cough or similar symptoms in any family member (within your own household) or in your neighbourhood (people who you normally meet in your day-today life)?

Date	Yes, myself	Yes, in my household	Yes, in my neighborhood	Total
05/21/2020	0.253	0.126	0.393	0.772
05/20/2020	0.249	0.122	0.414	0.785
05/19/2020	0.178	0.129	0.317	0.624
05/18/2020	0.201	0.062	0.362	0.625
05/17/2020	0.247	0.035	0.387	0.669
05/16/2020	0.255	0.044	0.365	0.664
05/15/2020	0.246	0.043	0.321	0.610
05/14/2020	0.239	0.042	0.352	0.633
05/13/2020	0.308	0.043	0.402	0.753
05/12/2020	0.357	0.075	0.444	0.876
05/11/2020	0.370	0.073	0.450	0.893
05/10/2020	0.330	0.067	0.397	0.794
05/09/2020	0.291	0.084	0.398	0.773
05/08/2020	0.259	0.106	0.403	0.768
05/07/2020	0.282	0.130	0.382	0.794
05/06/2020	0.312	0.106	0.377	0.795
05/05/2020	0.320	0.103	0.412	0.835
05/04/2020	0.314	0.159	0.412	0.885
05/03/2020	0.320	0.165	0.396	0.881
05/02/2020	0.300	0.164	0.407	0.871
05/01/2020	0.283	0.154	0.490	0.927
04/30/2020	0.327	0.202	0.534	1.063
04/29/2020	0.371	0.206	0.540	1.117
04/28/2020	0.280	0.196	0.452	0.928
04/27/2020	0.255	0.191	0.411	0.857
04/26/2020	0.262	0.197	0.418	0.877
04/25/2020	0.257	0.209	0.451	0.917
04/24/2020	0.255	0.234	0.441	0.930
04/23/2020	0.281	0.218	0.443	0.942
04/22/2020	0.275	0.207	0.466	0.948
04/21/2020	0.233	0.214	0.467	0.914
04/20/2020	0.229	0.231	0.454	0.914
04/19/2020	0.247	0.216	0.589	1.052
04/18/2020	0.247	0.220	0.583	1.050
04/17/2020	0.270	0.213	0.585	1.068
04/16/2020	0.336	0.296	0.548	1.180
04/15/2020	0.265	0.441	0.637	1.343
04/14/2020	0.227	0.529	0.640	1.396
04/13/2020	0.368	0.697	0.912	1.977
04/12/2020	0.348	1.050	1.184	2.582
04/11/2020	0.360	1.047	1.223	2.630
04/10/2020	0.384	1.001	1.343	2.728
04/09/2020	0.798	1.009	1.602	3.409
04/08/2020	0.930	1.210	1.695	3.835
04/07/2020	0.977	1.178	1.670	3.825
04/06/2020	0.985	1.169	1.815	3.969
04/05/2020	0.910	1.165	1.886	3.961
04/04/2020	0.980	1.141	1.482	3.603
04/03/2020	1.057	1.207	1.636	3.900
04/02/2020	0.996	1.296	1.819	4.111

Date	Yes, myself	Yes, in my household	Yes, in my neighborhood	Total
04/01/2020	1.013	1.092	1.996	4.101
03/31/2020	1.367	1.206	2.196	4.769
03/30/2020	1.367	1.206	2.196	4.769
03/29/2020	1.139	1.263	2.373	4.775
03/28/2020	1.316	0.967	2.454	4.737
03/27/2020	1.582	0.894	2.681	5.157
03/26/2020	1.931	1.039	2.802	5.772
03/25/2020	0.497	1.254	1.739	3.490
03/24/2020	0.193	0.139	1.965	2.297
03/23/2020	0.000	0.052	3.032	3.084

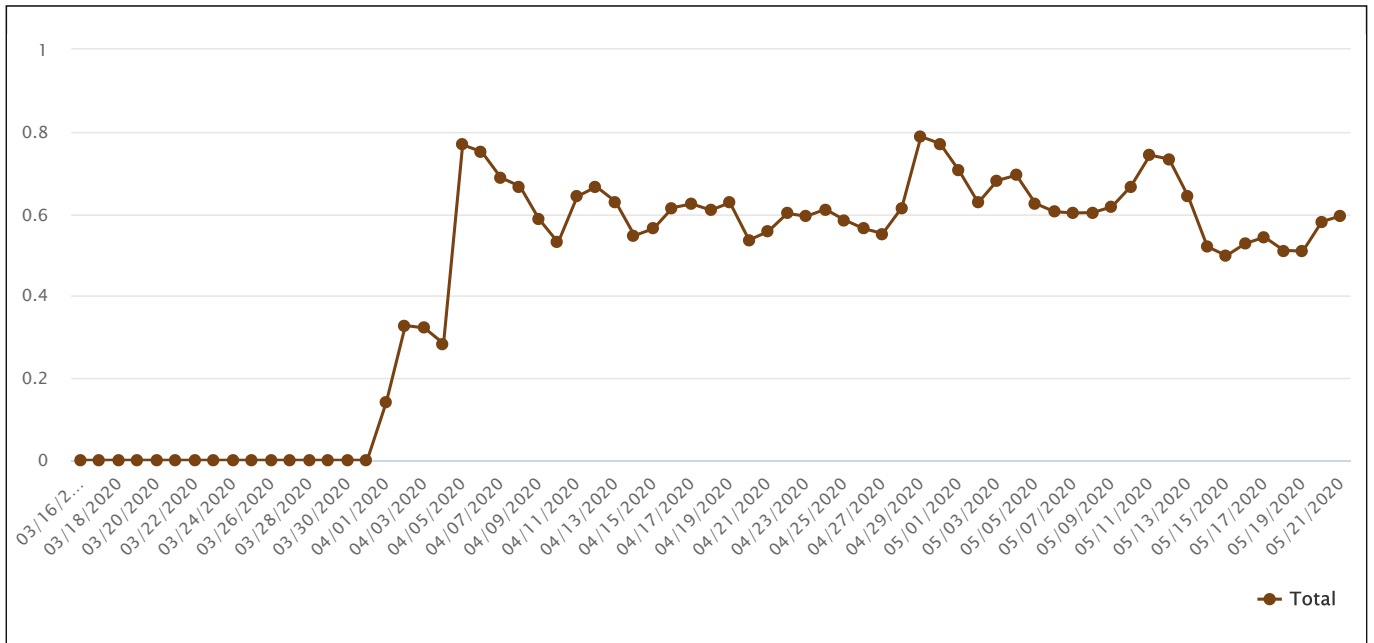
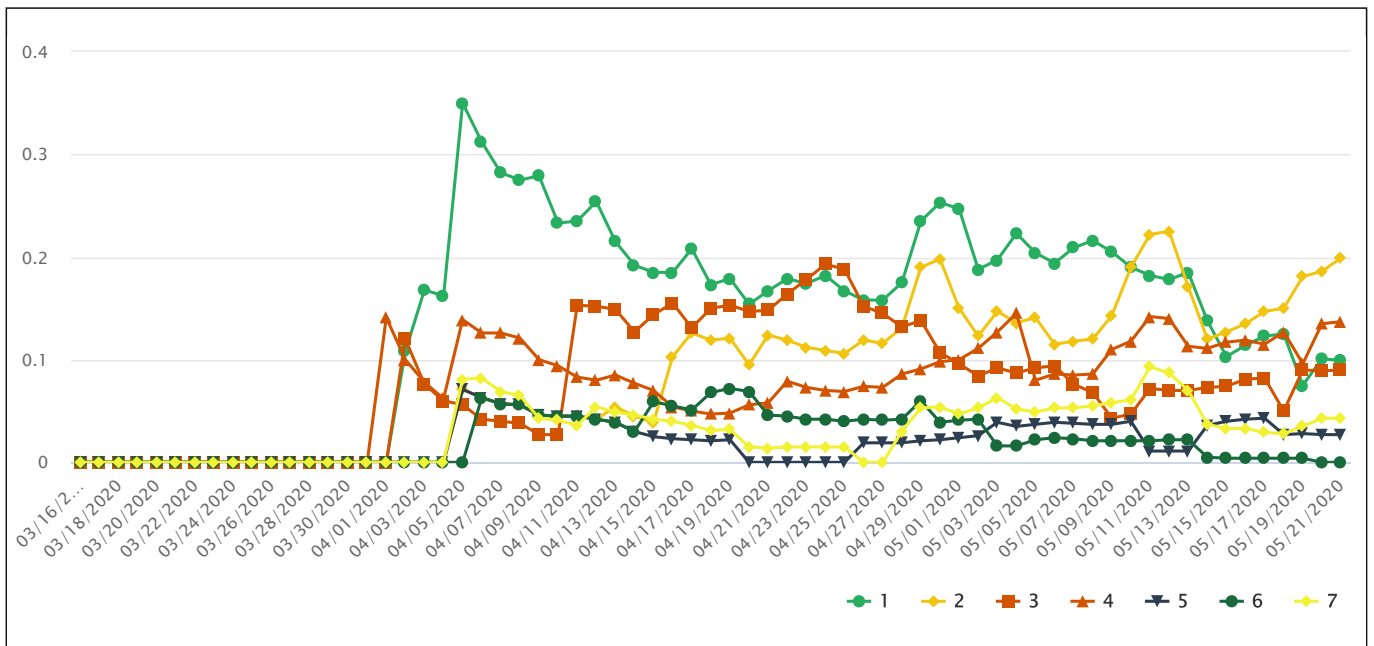
If yes, which of the symptoms like high fever, cold, dry cough etc are there?



If yes, which of the symptoms like high fever, cold, dry cough etc are there?

Date	Yes, High Fever	Yes, Tiredness	Yes, Dry Cough	Yes, Difficulty in breathing	Yes, Cold, nasal congestion, Running nose	Yes, Body pain	Yes, Soar Throat / Pain in throat	Total
05/21/2020	0.251	0.258	0.284	0.249	0.190	0.289	0.230	1.810
05/20/2020	0.256	0.253	0.280	0.236	0.190	0.275	0.229	1.765
05/19/2020	0.182	0.212	0.267	0.228	0.140	0.271	0.198	1.571
05/18/2020	0.193	0.175	0.252	0.216	0.132	0.260	0.209	1.488
05/17/2020	0.206	0.188	0.257	0.231	0.157	0.281	0.245	1.601
05/16/2020	0.210	0.199	0.253	0.219	0.155	0.276	0.253	1.588
05/15/2020	0.197	0.187	0.247	0.209	0.148	0.266	0.247	1.520
05/14/2020	0.187	0.185	0.291	0.204	0.142	0.256	0.243	1.521
05/13/2020	0.238	0.233	0.345	0.232	0.245	0.280	0.290	1.853
05/12/2020	0.279	0.275	0.410	0.252	0.320	0.317	0.331	2.170
05/11/2020	0.285	0.287	0.422	0.255	0.327	0.323	0.341	2.222
05/10/2020	0.201	0.237	0.367	0.225	0.327	0.299	0.290	1.955
05/09/2020	0.190	0.223	0.345	0.171	0.337	0.239	0.272	1.744
05/08/2020	0.207	0.223	0.361	0.144	0.290	0.212	0.262	1.649
05/07/2020	0.205	0.232	0.379	0.143	0.286	0.193	0.270	1.631
05/06/2020	0.208	0.261	0.360	0.117	0.305	0.235	0.270	1.721
05/05/2020	0.199	0.248	0.369	0.110	0.345	0.224	0.253	1.719
05/04/2020	0.255	0.236	0.449	0.105	0.402	0.280	0.243	2.007
05/03/2020	0.245	0.232	0.434	0.121	0.439	0.280	0.247	2.031
05/02/2020	0.227	0.226	0.424	0.145	0.393	0.274	0.195	1.963
05/01/2020	0.253	0.221	0.488	0.140	0.378	0.258	0.190	1.996
04/30/2020	0.270	0.253	0.493	0.170	0.420	0.277	0.213	2.160
04/29/2020	0.293	0.261	0.503	0.186	0.458	0.301	0.225	2.303
04/28/2020	0.246	0.213	0.414	0.137	0.320	0.250	0.160	1.830
04/27/2020	0.201	0.182	0.355	0.127	0.275	0.208	0.100	1.556
04/26/2020	0.207	0.188	0.364	0.129	0.283	0.215	0.105	1.601
04/25/2020	0.204	0.242	0.346	0.147	0.287	0.251	0.089	1.728
04/24/2020	0.224	0.243	0.372	0.148	0.280	0.257	0.093	1.781
04/23/2020	0.209	0.227	0.351	0.148	0.285	0.263	0.099	1.746
04/22/2020	0.219	0.215	0.346	0.155	0.303	0.279	0.083	1.796
04/21/2020	0.201	0.163	0.348	0.160	0.287	0.242	0.064	1.643
04/20/2020	0.203	0.208	0.326	0.198	0.244	0.278	0.071	1.735
04/19/2020	0.204	0.258	0.345	0.258	0.330	0.331	0.111	2.057
04/18/2020	0.197	0.248	0.334	0.250	0.320	0.320	0.108	1.989
04/17/2020	0.192	0.245	0.329	0.221	0.320	0.291	0.115	1.889
04/16/2020	0.191	0.283	0.279	0.240	0.385	0.314	0.113	2.006
04/15/2020	0.191	0.268	0.302	0.228	0.353	0.311	0.091	1.964
04/14/2020	0.148	0.263	0.288	0.213	0.327	0.276	0.106	1.791
04/13/2020	0.171	0.307	0.329	0.241	0.387	0.319	0.127	2.073
04/12/2020	0.167	0.308	0.337	0.239	0.421	0.343	0.138	2.158
04/11/2020	0.128	0.300	0.320	0.227	0.429	0.335	0.127	2.074
04/10/2020	0.134	0.180	0.329	0.180	0.386	0.226	0.132	1.661
04/09/2020	0.137	0.184	0.347	0.189	0.434	0.236	0.136	1.763
04/08/2020	0.188	0.244	0.401	0.242	0.506	0.298	0.177	2.177
04/07/2020	0.197	0.253	0.417	0.252	0.516	0.308	0.182	2.251
04/06/2020	0.224	0.287	0.458	0.271	0.553	0.334	0.208	2.461
04/05/2020	0.252	0.252	0.428	0.220	0.542	0.291	0.152	2.276
04/04/2020	0.122	0.122	0.201	0.062	0.083	0.000	0.000	0.590
04/03/2020	0.154	0.154	0.229	0.078	0.093	0.000	0.000	0.708
04/02/2020	0.220	0.220	0.220	0.100	0.108	0.000	0.000	0.868
04/01/2020	0.141	0.141	0.141	0.141	0.000	0.000	0.000	0.564

Number of symptoms applicable



Number of symptoms applicable

Date	1	2	3	4	5	6	7	Total
05/21/2020	0.099	0.199	0.090	0.137	0.027	0.000	0.043	0.595
05/20/2020	0.101	0.186	0.089	0.135	0.027	0.000	0.043	0.581
05/19/2020	0.075	0.181	0.090	0.096	0.028	0.004	0.035	0.509
05/18/2020	0.125	0.150	0.050	0.127	0.027	0.004	0.028	0.511
05/17/2020	0.123	0.147	0.082	0.115	0.043	0.004	0.029	0.543
05/16/2020	0.114	0.135	0.081	0.119	0.042	0.004	0.033	0.528
05/15/2020	0.103	0.127	0.074	0.117	0.040	0.004	0.033	0.498
05/14/2020	0.138	0.120	0.073	0.111	0.036	0.005	0.037	0.520
05/13/2020	0.185	0.171	0.070	0.113	0.011	0.022	0.070	0.642
05/12/2020	0.178	0.225	0.070	0.140	0.011	0.022	0.087	0.733
05/11/2020	0.182	0.222	0.072	0.142	0.011	0.021	0.093	0.743
05/10/2020	0.190	0.190	0.047	0.118	0.040	0.021	0.061	0.667
05/09/2020	0.205	0.143	0.043	0.110	0.037	0.021	0.058	0.617
05/08/2020	0.216	0.120	0.068	0.086	0.037	0.021	0.055	0.603
05/07/2020	0.209	0.118	0.076	0.085	0.038	0.023	0.053	0.602
05/06/2020	0.194	0.115	0.094	0.086	0.039	0.024	0.053	0.605
05/05/2020	0.204	0.141	0.092	0.080	0.037	0.022	0.049	0.625
05/04/2020	0.223	0.136	0.087	0.145	0.035	0.016	0.052	0.694
05/03/2020	0.197	0.147	0.092	0.127	0.039	0.016	0.063	0.681
05/02/2020	0.188	0.123	0.084	0.111	0.026	0.042	0.053	0.627
05/01/2020	0.247	0.150	0.096	0.100	0.024	0.041	0.047	0.705
04/30/2020	0.253	0.198	0.107	0.098	0.022	0.039	0.054	0.771
04/29/2020	0.235	0.190	0.138	0.091	0.021	0.060	0.053	0.788
04/28/2020	0.175	0.131	0.132	0.086	0.019	0.042	0.030	0.615
04/27/2020	0.158	0.116	0.145	0.073	0.019	0.041	0.000	0.552
04/26/2020	0.158	0.119	0.152	0.074	0.019	0.042	0.000	0.564
04/25/2020	0.167	0.106	0.188	0.069	0.000	0.040	0.015	0.585
04/24/2020	0.182	0.109	0.193	0.070	0.000	0.042	0.015	0.611
04/23/2020	0.174	0.112	0.178	0.073	0.000	0.042	0.015	0.594
04/22/2020	0.179	0.119	0.164	0.079	0.000	0.045	0.015	0.601
04/21/2020	0.167	0.124	0.148	0.058	0.000	0.046	0.014	0.557
04/20/2020	0.154	0.095	0.147	0.056	0.000	0.069	0.015	0.536
04/19/2020	0.179	0.121	0.153	0.048	0.022	0.072	0.032	0.627
04/18/2020	0.173	0.119	0.150	0.047	0.021	0.068	0.031	0.609
04/17/2020	0.208	0.126	0.131	0.050	0.022	0.051	0.036	0.624
04/16/2020	0.185	0.103	0.155	0.054	0.023	0.055	0.040	0.615
04/15/2020	0.185	0.039	0.144	0.070	0.025	0.059	0.042	0.564
04/14/2020	0.192	0.045	0.127	0.077	0.030	0.030	0.046	0.547
04/13/2020	0.215	0.054	0.149	0.085	0.039	0.039	0.049	0.630
04/12/2020	0.254	0.042	0.152	0.080	0.042	0.042	0.054	0.666
04/11/2020	0.235	0.045	0.153	0.083	0.045	0.045	0.036	0.642
04/10/2020	0.233	0.045	0.027	0.094	0.045	0.045	0.041	0.530
04/09/2020	0.279	0.046	0.027	0.100	0.046	0.046	0.043	0.587
04/08/2020	0.275	0.056	0.038	0.121	0.056	0.056	0.065	0.667
04/07/2020	0.282	0.057	0.040	0.126	0.057	0.057	0.069	0.688
04/06/2020	0.312	0.063	0.042	0.126	0.063	0.063	0.082	0.751
04/05/2020	0.350	0.071	0.056	0.139	0.071	0.000	0.081	0.768
04/04/2020	0.162	0.000	0.060	0.062	0.000	0.000	0.000	0.284
04/03/2020	0.168	0.000	0.076	0.078	0.000	0.000	0.000	0.322
04/02/2020	0.108	0.000	0.120	0.100	0.000	0.000	0.000	0.328
04/01/2020	0.000	0.000	0.000	0.141	0.000	0.000	0.000	0.141

