

# **CVoter Poll**

**COVID 19 Tracker 2020**

**05 May 2021**

# CVoter Tracking Poll

## #COVID 19 Tracker 2020

How strongly do you agree or disagree with the following statements? I am afraid that either myself or someone in my family may actually catch the Coronavirus

Date	Strongly Agree	Agree	Disagree	Strongly disagree	DK/CS	Total	Total : Agree	Total : Disagree	Nett. Agree	Sam
05/03/2021	37.0	17.5	9.7	31.5	4.3	100%	54.5	41.2	13.3	58

How strongly do you agree or disagree with the following statements? I think the Indian government is handling the Coronavirus well

Date	Strongly Agree	Agree	Disagree	Strongly disagree	DK/CS	Total	Total : Agree	Total : Disagree	Nett. Ag
05/03/2021	39.3	26.2	8.4	20.1	6.0	100%	65.5	28.5	37.0

How strongly do you agree or disagree with the following statements? I believe the threat from the Coronavirus is exaggerated

Date	Strongly Agree	Agree	Disagree	Strongly disagree	DK/CS	Total	Total : Agree	Total : Disagree	Nett. Ag
05/03/2021	33.2	20.7	10.0	22.8	13.3	100%	53.9	32.8	21.1

How many days of Ration/ medicine etc. or money for ration/medicine etc. is available for your family in your house?

Date	Less than a week	For a week	For two weeks	For three weeks	For a month	For more than a month	Don't know/Can't say	Total	Total : Less than 3 weeks	Total : More than 3 weeks	Nett. Prepare
05/03/2021	15.7	22.3	14.9	4.0	24.2	19.1	0.0	100%	52.9	47.3	-5.0

Have you seen flu like symptoms like high fever, cold, dry cough or similar symptoms in any family member (within your own household) or in your neighbourhood (people who you normally meet in your day-to-day life)?

Date	Yes, myself	Yes, in my household	Yes, in my neighborhood	Total
05/03/2021	3.186	3.108	8.849	15.143

If yes, which of the symptoms like high fever, cold, dry cough etc are there?

Date	Yes, High Fever	Yes, Tiredness	Yes, Dry Cough	Yes, Difficulty in breathing	Yes, Cold, nasal congestion, Running nose	Yes, Body pain	Yes, Soar Throat / Pain in throat	Total
05/03/2021	8.469	5.735	6.837	2.882	5.367	4.736	3.773	38

Number of symptoms applicable

Date	1	2	3	4	5	6	7	Total
05/03/2021	2.837	2.411	2.281	1.403	1.140	0.849	0.984	11.905

Which of the following is applicable for you or the main wage earner of your family since the lockdown has been implemented?

Date	Work from home with same salary/ income is same	Work from home with salary cut/ income has decreased	Completely laid off/out of work	Was working full-time previously but doing part-time work now	Leave without pay/ work is halted, no income	Working under regulations of government & employer	Not working from home but getting full salary	Not working from home but getting deducted salary	Not applicable	Don't know/Can't say	Total
06/23/2020	8.15	8.28	23.97	3.23	7.59	27.72	2.60	2.32	13.80	2.34	10

Which of the following is applicable for you or the main wage earner of your family since the lockdown has been eased?

Date	Still working from home with same salary/ income is same	Still working from home with salary cut/ income has decreased	Completely laid off/out of work	Was working full-time previously but doing part-time work now	Leave without pay/ work is halted, no income	Working under regulations and safety measures & income/salary is same	Working under regulations and safety measures & income/salary has decreased	Working under regulations and safety measures & there is no income/salary	Not working from home but getting full salary	Not working from home but getting deducted salary	Not applicable	Don't know/Can't say	Total
05/03/2021	3.93	5.50	9.50	1.90	1.78	21.85	37.98	3.71	2.90	1.62	7.41	1.92	10

Cumulative: Has anyone in your family or surroundings been infected from Corona Virus?

Date	Yes, but he has no health issues, he is doing well	Yes, he had health issues, but he is completely fine now	Yes, he has health issues & he is quarantined at home	Yes, he has health issues & he is quarantined at the quarantine facility set up by the government	Yes, he has health issues and he is hospitalized	Yes, but he is no more	No, no one in my family or surroundings has Corona infection	Don't know/Can't say	Total
05/03/2021	5.43	5.93	0.92	0.24	1.00	1.32	83.62	1.53	10

**Cumulative: Has anyone in your family or surroundings been infected from Corona Virus?**

Date	Recover	Active	Mortality	No, no one in my family or surroundings has Corona infection	Don't know/Can't say	Total
05/03/2021	11.36	2.16	1.32	83.62	1.53	100

**Weighted: Has anyone in your family or surroundings been infected from Corona Virus?**

Date	Yes, but he has no health issues, he is doing well	Yes, he had health issues, but he is completely fine now	Yes, he has health issues & he is quarantined at home	Yes, he has health issues & he is quarantined at the quarantine facility set up by the government	Yes, he has health issues and he is hospitalized	Yes, but he is no more	No, no one in my family or surroundings has Corona infection	Don't know/Can't say	Total
05/03/2021	6.64	5.09	6.11	0.40	3.57	5.42	70.81	1.96	100

**Weighted: Has anyone in your family or surroundings been infected from Corona Virus?**

Date	Recover	Active	Mortality	No, no one in my family or surroundings has Corona infection	Don't know/Can't say	Total
05/03/2021	11.73	10.08	5.42	70.81	1.96	100

**When a new Coronavirus (COVID-19) vaccine becomes publicly available you would take it.**

Date	Strongly Agree	Agree	Disagree	Strongly disagree	DK/CS	Total	Total : Agree	Total : Disagree	Nett. Ag
05/03/2021	71.6	10.8	2.9	10.7	4.0	100%	82.4	13.6	68.8

**You think a new Coronavirus (COVID 19) vaccine would be safe**

Date	Strongly Agree	Agree	Disagree	Strongly disagree	DK/CS	Total	Total : Agree	Total : Disagree	Nett. Ag
05/03/2021	47.4	22.2	4.8	8.0	17.6	100%	69.6	12.8	56.8

**You think a new Coronavirus (COVID 19) vaccine would be important**

Date	Strongly Agree	Agree	Disagree	Strongly disagree	DK/CS	Total	Total : Agree	Total : Disagree	Nett. Ag
05/03/2021	54.3	22.7	4.4	7.5	11.1	100%	77.0	11.9	65.1

**You think a new Coronavirus (COVID 19) vaccine would be effective**

Date	Strongly Agree	Agree	Disagree	Strongly disagree	DK/CS	Total	Total : Agree	Total : Disagree	Nett. Ag
05/03/2021	45.2	25.5	4.0	7.3	18.0	100%	70.7	11.3	59.4

**The country in which the vaccine was manufactured would have no impact on your uptake**

Date	Strongly Agree	Agree	Disagree	Strongly disagree	DK/CS	Total	Total : Agree	Total : Disagree	Nett. Ag
05/03/2021	42.5	18.6	7.8	15.7	15.4	100%	61.1	23.5	37.6

**Vaccines are compatible with your religious beliefs**

Date	Strongly Agree	Agree	Disagree	Strongly disagree	DK/CS	Total	Total : Agree	Total : Disagree	Nett. Ag
05/03/2021	47.0	12.0	9.6	18.4	13.0	100%	59.0	28.0	31.0

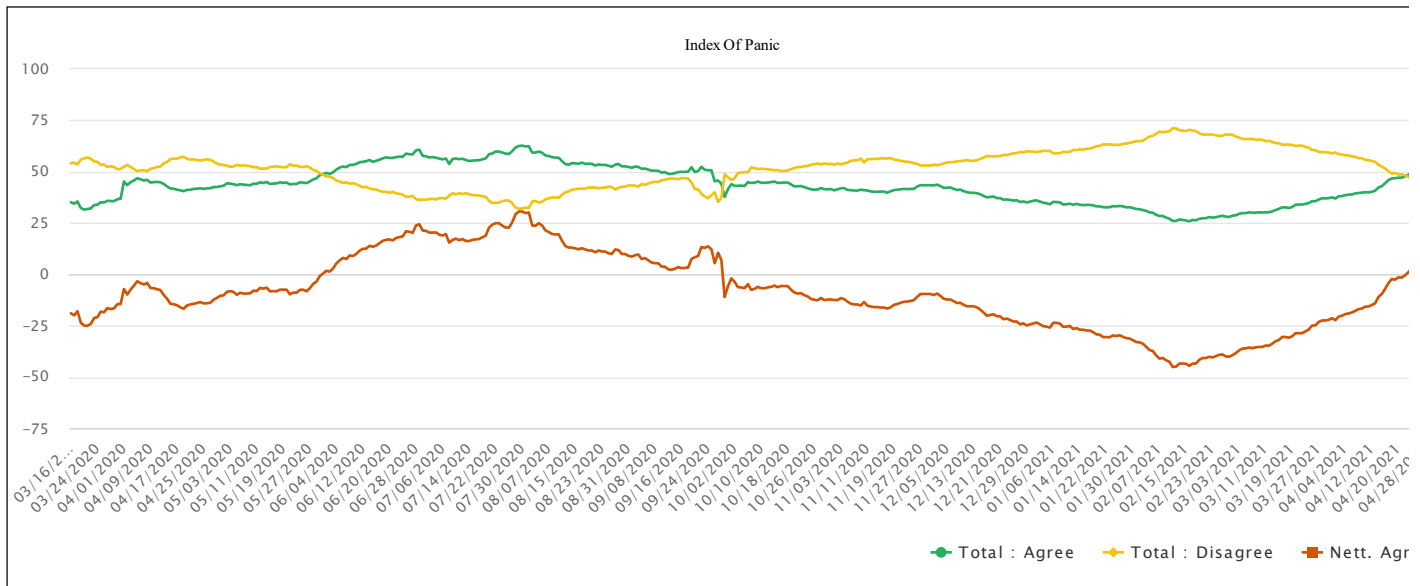
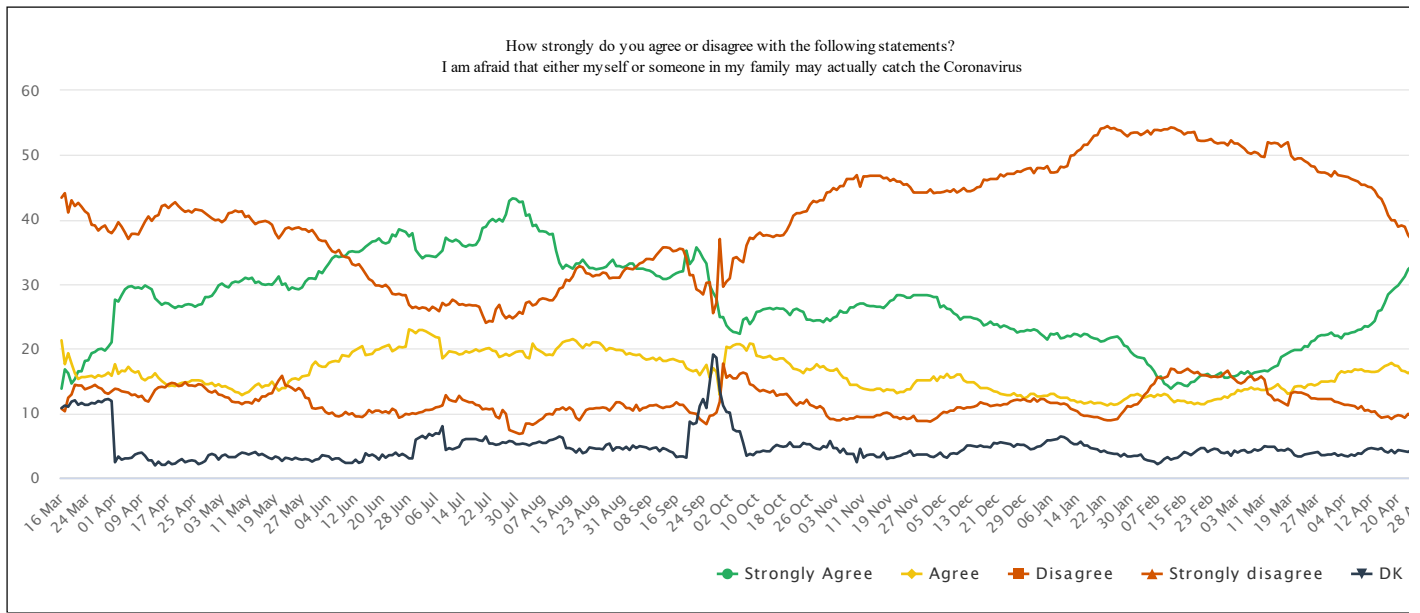
**Why you would not be willing to take a vaccine against Coronavirus (COVID-19)?**

Date	Yes, I do not feel I am at risk of catching the virus	Yes, I am confident there will be other effective treatments soon	Yes, I do not yet know enough about the vaccine to make a decision	Yes, Approval/Development for the vaccine may be rushed and it may not be thoroughly tested	Yes, I believe vaccines can give you the disease they are designed to protect you against	Yes, Others	Total
05/03/2021	3.791	1.027	1.579	0.961	3.179	6.223	16

**Given a chance, how likely is it that you would be willing to participate in a vaccine trial in our country?**

Date	Very likely	Somewhat likely	Somewhat unlikely	Not at all likely	DK/CS	Total	Total : likely	Total : unlikely	Nett. li
05/03/2021	47.6	22.6	2.4	20.1	7.3	100%	70.2	22.5	47.7

**How strongly do you agree or disagree with the following statements? I am afraid that either myself or someone in my family may actually catch the Coronav**



**How strongly do you agree or disagree with the following statements? I am afraid that either myself or someone in my family may actually catch the Coronav**

Date	Strongly Agree	Agree	Disagree	Strongly disagree	DK/CS	Total	Total : Agree	Total : Disagree	Nett. Agree	Sam
05/03/2021	37.0	17.5	9.7	31.5	4.3	100%	54.5	41.2	13.3	58
05/02/2021	37.3	17.7	9.6	31.4	4.0	100%	55.0	41.0	14.0	55
05/01/2021	37.1	17.4	9.7	31.7	4.1	100%	54.5	41.4	13.1	59
04/30/2021	36.2	17.8	9.4	32.5	4.1	100%	54.0	41.9	12.1	59
04/29/2021	35.1	18.0	9.4	34.0	3.5	100%	53.1	43.4	9.7	59
04/28/2021	35.3	17.2	9.4	34.9	3.2	100%	52.5	44.3	8.2	55
04/27/2021	34.4	17.2	9.9	34.9	3.6	100%	51.6	44.8	6.8	55
04/26/2021	33.4	16.6	9.8	36.2	4.0	100%	50.0	46.0	4.0	55
04/25/2021	33.3	16.6	10.0	36.0	4.1	100%	49.9	46.0	3.9	50
04/24/2021	32.8	16.5	9.5	36.9	4.3	100%	49.3	46.4	2.9	54
04/23/2021	32.3	16.2	9.9	37.6	4.0	100%	48.5	47.5	1.0	53
04/22/2021	31.2	16.5	9.3	38.9	4.1	100%	47.7	48.2	-0.5	51
04/21/2021	30.5	16.6	9.6	39.1	4.2	100%	47.1	48.7	-1.6	51
04/20/2021	29.8	17.3	9.7	38.9	4.3	100%	47.1	48.6	-1.5	50
04/19/2021	29.4	17.4	9.5	39.9	3.8	100%	46.8	49.4	-2.6	50
04/18/2021	28.9	17.8	9.1	39.9	4.3	100%	46.7	49.0	-2.3	46
04/17/2021	28.4	17.5	9.5	40.7	3.9	100%	45.9	50.2	-4.3	52
04/16/2021	27.1	17.3	9.4	42.1	4.1	100%	44.4	51.5	-7.1	54
04/15/2021	26.0	16.9	9.3	43.2	4.6	100%	42.9	52.5	-9.6	55
04/14/2021	25.8	16.5	9.7	43.6	4.4	100%	42.3	53.3	-11.0	54
04/13/2021	24.3	16.4	10.3	44.5	4.5	100%	40.7	54.8	-14.1	56
04/12/2021	23.8	16.4	10.2	45.0	4.6	100%	40.2	55.2	-15.0	53
04/11/2021	23.4	16.5	10.5	45.1	4.5	100%	39.9	55.6	-15.7	48
04/10/2021	23.5	16.5	10.4	45.4	4.2	100%	40.0	55.8	-15.8	52
04/09/2021	23.0	16.8	11.1	45.4	3.7	100%	39.8	56.5	-16.7	54
04/08/2021	22.9	16.7	10.7	45.9	3.8	100%	39.6	56.6	-17.0	57
04/07/2021	22.6	16.8	11.1	46.1	3.4	100%	39.4	57.2	-17.8	58
04/06/2021	22.5	16.4	11.2	46.3	3.6	100%	38.9	57.5	-18.6	59
04/05/2021	22.3	16.5	11.3	46.6	3.3	100%	38.8	57.9	-19.1	56
04/04/2021	22.3	16.3	11.3	46.7	3.4	100%	38.6	58.0	-19.4	52
04/03/2021	21.6	16.5	11.5	46.8	3.6	100%	38.1	58.3	-20.2	59
04/02/2021	22.0	16.0	11.7	46.9	3.4	100%	38.0	58.6	-20.6	58
04/01/2021	22.0	14.9	11.8	47.5	3.8	100%	36.9	59.3	-22.4	63
03/31/2021	22.5	15.0	12.2	46.7	3.6	100%	37.5	58.9	-21.4	63
03/30/2021	22.2	14.9	12.2	47.1	3.6	100%	37.1	59.3	-22.2	65
03/29/2021	22.1	14.9	12.2	47.3	3.5	100%	37.0	59.5	-22.5	63
03/28/2021	22.1	14.9	12.2	47.3	3.5	100%	37.0	59.5	-22.5	63
03/27/2021	21.9	14.5	12.2	47.4	4.0	100%	36.4	59.6	-23.2	67
03/26/2021	21.3	14.3	12.3	48.2	3.9	100%	35.6	60.5	-24.9	69
03/25/2021	21.1	14.5	12.3	48.3	3.8	100%	35.6	60.6	-25.0	67
03/24/2021	20.3	14.4	12.8	48.8	3.7	100%	34.7	61.6	-26.9	67
03/23/2021	20.4	13.9	13.0	49.1	3.6	100%	34.3	62.1	-27.8	66
03/22/2021	19.8	14.2	13.2	49.5	3.3	100%	34.0	62.7	-28.7	64
03/21/2021	19.8	14.2	13.2	49.5	3.3	100%	34.0	62.7	-28.7	64
03/20/2021	19.8	14.1	13.3	49.3	3.5	100%	33.9	62.6	-28.7	69
03/19/2021	19.6	13.2	13.1	49.9	4.2	100%	32.8	63.0	-30.2	68
03/18/2021	19.3	13.0	11.2	52.0	4.5	100%	32.3	63.2	-30.9	66
03/17/2021	19.0	13.6	11.5	51.7	4.2	100%	32.6	63.2	-30.6	61
03/16/2021	18.7	13.9	11.8	51.3	4.3	100%	32.6	63.1	-30.5	61
03/15/2021	17.4	14.5	12.1	51.8	4.2	100%	31.9	63.9	-32.0	59
03/14/2021	17.2	14.1	12.0	51.9	4.8	100%	31.3	63.9	-32.6	55
03/13/2021	16.9	13.8	12.7	51.8	4.8	100%	30.7	64.5	-33.8	60
03/12/2021	16.5	13.7	13.0	52.0	4.8	100%	30.2	65.0	-34.8	60
03/11/2021	16.6	13.6	15.2	49.7	4.9	100%	30.2	64.9	-34.7	60
03/10/2021	16.5	13.6	15.7	49.8	4.4	100%	30.1	65.5	-35.4	60
03/09/2021	16.4	13.8	15.3	50.3	4.2	100%	30.2	65.6	-35.4	61
03/08/2021	16.3	13.7	15.1	50.5	4.4	100%	30.0	65.6	-35.6	61
03/07/2021	16.0	14.0	15.8	50.2	4.0	100%	30.0	66.0	-36.0	57
03/06/2021	16.5	13.7	15.5	50.4	3.9	100%	30.2	65.9	-35.7	62

Date	Strongly Agree	Agree	Disagree	Strongly disagree	DK/CS	Total	Total : Agree	Total : Disagree	Nett. Agree	Sam
03/05/2021	16.1	13.7	14.9	51.0	4.3	100%	29.8	65.9	-36.1	62
03/04/2021	16.4	13.4	14.6	51.4	4.2	100%	29.8	66.0	-36.2	61
03/03/2021	15.9	13.6	14.8	51.8	3.9	100%	29.5	66.6	-37.1	62
03/02/2021	15.7	13.0	15.3	51.8	4.2	100%	28.7	67.1	-38.4	62
03/01/2021	15.7	12.9	15.7	52.3	3.4	100%	28.6	68.0	-39.4	62
02/28/2021	15.5	12.4	16.6	51.5	4.0	100%	27.9	68.1	-40.2	58
02/27/2021	15.5	12.6	16.2	51.9	3.8	100%	28.1	68.1	-40.0	63
02/26/2021	16.3	12.2	15.7	51.9	3.9	100%	28.5	67.6	-39.1	65
02/25/2021	16.0	12.2	15.6	51.8	4.4	100%	28.2	67.4	-39.2	67
02/24/2021	15.7	12.1	15.7	52.0	4.5	100%	27.8	67.7	-39.9	66
02/23/2021	15.7	11.9	15.6	52.5	4.3	100%	27.6	68.1	-40.5	65
02/22/2021	16.1	11.8	15.8	52.3	4.0	100%	27.9	68.1	-40.2	64
02/21/2021	15.9	11.4	15.9	52.2	4.6	100%	27.3	68.1	-40.8	59
02/20/2021	15.9	11.4	15.9	52.2	4.6	100%	27.3	68.1	-40.8	59
02/19/2021	15.4	11.6	16.4	52.3	4.3	100%	27.0	68.7	-41.7	57
02/18/2021	14.9	11.4	16.2	53.6	3.9	100%	26.3	69.8	-43.5	56
02/17/2021	14.8	11.7	16.5	53.5	3.5	100%	26.5	70.0	-43.5	55
02/16/2021	14.2	11.6	16.9	53.5	3.8	100%	25.8	70.4	-44.6	52
02/15/2021	14.3	11.9	16.6	53.2	4.0	100%	26.2	69.8	-43.6	49
02/14/2021	14.6	11.9	16.3	53.7	3.5	100%	26.5	70.0	-43.5	44
02/13/2021	14.7	12.0	16.3	53.9	3.1	100%	26.7	70.2	-43.5	46
02/12/2021	14.3	11.7	16.8	54.2	3.0	100%	26.0	71.0	-45.0	43
02/11/2021	13.8	12.2	16.9	54.3	2.8	100%	26.0	71.2	-45.2	42
02/10/2021	14.3	12.8	15.7	54.0	3.2	100%	27.1	69.7	-42.6	41
02/09/2021	14.6	13.0	15.5	54.0	2.9	100%	27.6	69.5	-41.9	37
02/08/2021	15.7	12.7	15.4	53.8	2.4	100%	28.4	69.2	-40.8	38
02/07/2021	15.5	12.9	15.6	53.9	2.1	100%	28.4	69.5	-41.1	34
02/06/2021	16.5	12.5	14.6	53.9	2.5	100%	29.0	68.5	-39.5	39
02/05/2021	17.2	12.8	14.2	53.2	2.6	100%	30.0	67.4	-37.4	43
02/04/2021	17.6	12.6	13.3	53.8	2.7	100%	30.2	67.1	-36.9	45
02/03/2021	18.5	12.4	12.8	53.4	2.9	100%	30.9	66.2	-35.3	48
02/02/2021	18.6	12.7	12.0	53.1	3.6	100%	31.3	65.1	-33.8	50
02/01/2021	18.7	13.0	11.4	53.5	3.4	100%	31.7	64.9	-33.2	54
01/31/2021	19.0	12.8	11.3	53.5	3.4	100%	31.8	64.8	-33.0	52
01/30/2021	19.5	12.8	11.0	53.4	3.3	100%	32.3	64.4	-32.1	58
01/29/2021	20.3	12.4	11.1	52.9	3.3	100%	32.7	64.0	-31.3	61
01/28/2021	20.5	12.1	10.4	53.3	3.7	100%	32.6	63.7	-31.1	65
01/27/2021	21.4	11.7	9.8	53.8	3.3	100%	33.1	63.6	-30.5	66
01/26/2021	21.9	11.4	9.1	53.9	3.7	100%	33.3	63.0	-29.7	67
01/25/2021	21.8	11.3	9.0	54.2	3.7	100%	33.1	63.2	-30.1	72
01/24/2021	21.7	11.5	8.9	54.1	3.8	100%	33.2	63.0	-29.8	66
01/23/2021	21.5	11.2	8.9	54.5	3.9	100%	32.7	63.4	-30.7	72
01/22/2021	21.2	11.4	9.0	54.2	4.2	100%	32.6	63.2	-30.6	73
01/21/2021	21.1	11.6	9.2	54.1	4.0	100%	32.7	63.3	-30.6	74
01/20/2021	21.5	11.6	9.4	53.1	4.4	100%	33.1	62.5	-29.4	75
01/19/2021	21.6	11.5	9.4	53.0	4.5	100%	33.1	62.4	-29.3	71
01/18/2021	21.8	11.8	9.5	52.3	4.6	100%	33.6	61.8	-28.2	70
01/17/2021	22.2	11.6	9.6	51.6	5.0	100%	33.8	61.2	-27.4	64
01/16/2021	22.3	11.5	9.6	51.6	5.0	100%	33.8	61.2	-27.4	68
01/15/2021	21.9	11.8	9.8	50.9	5.6	100%	33.7	60.7	-27.0	64
01/14/2021	22.2	11.7	10.3	50.6	5.2	100%	33.9	60.9	-27.0	59
01/13/2021	22.3	12.0	10.5	50.0	5.2	100%	34.3	60.5	-26.2	55
01/12/2021	21.9	12.0	10.7	49.9	5.5	100%	33.9	60.6	-26.7	49
01/11/2021	22.0	12.4	11.3	48.3	6.0	100%	34.4	59.6	-25.2	45
01/10/2021	21.7	12.4	11.5	48.1	6.3	100%	34.1	59.6	-25.5	41
01/09/2021	21.6	12.4	11.4	48.2	6.4	100%	34.0	59.6	-25.6	43
01/08/2021	22.4	12.6	11.6	47.4	6.0	100%	35.0	59.0	-24.0	39
01/07/2021	22.2	13.0	11.6	47.3	5.9	100%	35.2	58.9	-23.7	34
01/06/2021	22.3	13.0	11.6	47.3	5.8	100%	35.3	58.9	-23.6	35
01/05/2021	21.4	12.7	11.8	48.3	5.8	100%	34.1	60.1	-26.0	35
01/04/2021	21.9	12.7	12.2	47.9	5.3	100%	34.6	60.1	-25.5	38

Date	Strongly Agree	Agree	Disagree	Strongly disagree	DK/CS	Total	Total : Agree	Total : Disagree	Nett. Agree	Sam
01/03/2021	22.3	12.6	12.2	48.0	4.9	100%	34.9	60.2	-25.3	34
01/02/2021	22.8	12.6	11.8	48.0	4.8	100%	35.4	59.8	-24.4	40
01/01/2021	23.0	13.0	12.3	47.2	4.5	100%	36.0	59.5	-23.5	40
12/31/2020	22.8	13.0	11.8	48.0	4.4	100%	35.8	59.8	-24.0	44
12/30/2020	22.9	12.5	11.9	47.9	4.8	100%	35.4	59.8	-24.4	49
12/29/2020	22.7	12.3	12.2	47.7	5.1	100%	35.0	59.9	-24.9	53
12/28/2020	22.7	12.8	12.0	47.4	5.1	100%	35.5	59.4	-23.9	57
12/27/2020	22.5	12.7	12.1	47.5	5.2	100%	35.2	59.6	-24.4	56
12/26/2020	23.0	13.1	12.0	47.1	4.8	100%	36.1	59.1	-23.0	60
12/25/2020	23.1	12.8	11.8	47.1	5.2	100%	35.9	58.9	-23.0	63
12/24/2020	23.4	12.8	11.4	47.1	5.3	100%	36.2	58.5	-22.3	67
12/23/2020	23.6	12.9	11.4	46.7	5.4	100%	36.5	58.1	-21.6	70
12/22/2020	23.3	13.0	11.2	47.0	5.5	100%	36.3	58.2	-21.9	70
12/21/2020	23.8	13.3	11.3	46.3	5.3	100%	37.1	57.6	-20.5	69
12/20/2020	23.7	13.4	11.2	46.3	5.4	100%	37.1	57.5	-20.4	63
12/19/2020	24.2	13.7	11.1	46.3	4.7	100%	37.9	57.4	-19.5	68
12/18/2020	23.8	13.9	11.4	46.1	4.8	100%	37.7	57.5	-19.8	66
12/17/2020	23.6	13.9	11.5	46.2	4.8	100%	37.5	57.7	-20.2	65
12/16/2020	24.3	13.9	11.7	45.1	5.0	100%	38.2	56.8	-18.6	63
12/15/2020	24.6	14.4	11.2	45.0	4.8	100%	39.0	56.2	-17.2	60
12/14/2020	24.7	14.8	11.0	44.6	4.9	100%	39.5	55.6	-16.1	55
12/13/2020	24.9	14.8	10.9	44.4	5.0	100%	39.7	55.3	-15.6	51
12/12/2020	24.9	14.8	10.9	44.4	5.0	100%	39.7	55.3	-15.6	51
12/11/2020	24.9	15.1	10.7	44.9	4.4	100%	40.0	55.6	-15.6	49
12/10/2020	24.5	16.0	10.9	44.5	4.1	100%	40.5	55.4	-14.9	48
12/09/2020	25.2	16.0	10.9	44.2	3.7	100%	41.2	55.1	-13.9	47
12/08/2020	25.5	15.6	10.4	44.7	3.8	100%	41.1	55.1	-14.0	46
12/07/2020	26.1	15.5	10.4	44.3	3.7	100%	41.6	54.7	-13.1	43
12/06/2020	26.2	16.1	10.1	44.5	3.1	100%	42.3	54.6	-12.3	37
12/05/2020	26.7	15.5	10.2	44.3	3.3	100%	42.2	54.5	-12.3	41
12/04/2020	26.4	15.7	9.8	44.2	3.9	100%	42.1	54.0	-11.9	37
12/03/2020	28.0	15.0	9.3	44.2	3.5	100%	43.0	53.5	-10.5	39
12/02/2020	28.0	15.7	9.0	44.1	3.2	100%	43.7	53.1	-9.4	41
12/01/2020	28.2	15.1	8.7	44.7	3.3	100%	43.3	53.4	-10.1	42
11/30/2020	28.3	15.1	8.8	44.2	3.6	100%	43.4	53.0	-9.6	39
11/29/2020	28.3	15.1	8.8	44.2	3.6	100%	43.4	53.0	-9.6	39
11/28/2020	28.3	15.1	8.8	44.2	3.6	100%	43.4	53.0	-9.6	39
11/27/2020	28.3	15.1	8.8	44.2	3.6	100%	43.4	53.0	-9.6	39
11/26/2020	28.3	14.5	9.6	44.2	3.4	100%	42.8	53.8	-11.0	40
11/25/2020	27.9	13.7	9.2	45.0	4.2	100%	41.6	54.2	-12.6	41
11/24/2020	27.9	13.7	9.1	45.5	3.8	100%	41.6	54.6	-13.0	39
11/23/2020	28.2	13.3	9.4	45.4	3.7	100%	41.5	54.8	-13.3	41
11/22/2020	28.3	13.3	9.1	45.9	3.4	100%	41.6	55.0	-13.4	38
11/21/2020	28.3	13.1	9.4	45.9	3.3	100%	41.4	55.3	-13.9	42
11/20/2020	27.6	13.6	9.4	46.3	3.1	100%	41.2	55.7	-14.5	43
11/19/2020	27.4	13.6	9.9	46.0	3.1	100%	41.0	55.9	-14.9	48
11/18/2020	26.8	13.7	10.1	46.5	2.9	100%	40.5	56.6	-16.1	45
11/17/2020	26.3	13.4	10.0	46.4	3.9	100%	39.7	56.4	-16.7	44
11/16/2020	26.5	13.8	9.7	46.8	3.2	100%	40.3	56.5	-16.2	43
11/15/2020	26.5	13.8	9.7	46.8	3.2	100%	40.3	56.5	-16.2	43
11/14/2020	26.6	13.6	9.4	46.8	3.6	100%	40.2	56.2	-16.0	48
11/13/2020	26.6	13.6	9.4	46.8	3.6	100%	40.2	56.2	-16.0	48
11/12/2020	26.7	13.7	9.4	46.7	3.5	100%	40.4	56.1	-15.7	49
11/11/2020	27.0	13.8	9.4	46.7	3.1	100%	40.8	56.1	-15.3	45
11/10/2020	27.0	14.0	9.4	45.1	4.5	100%	41.0	54.5	-13.5	41
11/09/2020	26.8	14.4	9.5	46.9	2.4	100%	41.2	56.4	-15.2	41
11/08/2020	26.4	14.4	9.2	46.3	3.7	100%	40.8	55.5	-14.7	35
11/07/2020	26.4	14.4	9.2	46.3	3.7	100%	40.8	55.5	-14.7	35
11/06/2020	25.6	15.4	9.0	46.3	3.7	100%	41.0	55.3	-14.3	35
11/05/2020	25.6	15.5	9.2	45.2	4.5	100%	41.1	54.4	-13.3	32
11/04/2020	25.9	16.1	8.9	45.2	3.9	100%	42.0	54.1	-12.1	29

Date	Strongly Agree	Agree	Disagree	Strongly disagree	DK/CS	Total	Total : Agree	Total : Disagree	Nett. Agree	Sam
11/03/2020	25.0	16.9	8.9	44.6	4.6	100%	41.9	53.5	-11.6	30
11/02/2020	24.8	16.6	9.1	44.9	4.6	100%	41.4	54.0	-12.6	31
11/01/2020	24.3	16.6	9.1	44.3	5.7	100%	40.9	53.4	-12.5	26
10/31/2020	24.7	16.8	9.6	44.2	4.7	100%	41.5	53.8	-12.3	29
10/30/2020	24.1	17.3	10.7	43.0	4.9	100%	41.4	53.7	-12.3	26
10/29/2020	24.4	17.1	11.1	43.0	4.4	100%	41.5	54.1	-12.6	27
10/28/2020	24.4	17.6	10.8	42.7	4.5	100%	42.0	53.5	-11.5	27
10/27/2020	24.3	17.0	11.1	42.9	4.7	100%	41.3	54.0	-12.7	29
10/26/2020	24.5	16.7	11.3	42.3	5.2	100%	41.2	53.6	-12.4	31
10/25/2020	24.5	16.9	12.1	41.3	5.2	100%	41.4	53.4	-12.0	29
10/24/2020	25.7	16.2	11.5	41.2	5.4	100%	41.9	52.7	-10.8	36
10/23/2020	25.9	16.6	11.7	41.0	4.8	100%	42.5	52.7	-10.2	39
10/22/2020	26.2	16.8	11.2	41.0	4.8	100%	43.0	52.2	-9.2	41
10/21/2020	26.0	16.9	11.7	40.6	4.8	100%	42.9	52.3	-9.4	44
10/20/2020	25.2	17.6	12.4	39.3	5.5	100%	42.8	51.7	-8.9	43
10/19/2020	25.8	18.0	13.0	38.3	4.9	100%	43.8	51.3	-7.5	41
10/18/2020	26.2	18.5	12.9	37.6	4.8	100%	44.7	50.5	-5.8	35
10/17/2020	26.2	18.5	12.9	37.5	4.9	100%	44.7	50.4	-5.7	38
10/16/2020	26.3	18.3	12.7	37.6	5.1	100%	44.6	50.3	-5.7	35
10/15/2020	26.1	18.4	13.5	37.3	4.7	100%	44.5	50.8	-6.3	36
10/14/2020	26.3	18.9	13.2	37.5	4.1	100%	45.2	50.7	-5.5	37
10/13/2020	26.2	18.7	13.4	37.6	4.1	100%	44.9	51.0	-6.1	37
10/12/2020	26.1	18.6	13.6	37.5	4.2	100%	44.7	51.1	-6.4	36
10/11/2020	25.8	18.8	13.4	38.0	4.0	100%	44.6	51.4	-6.8	34
10/10/2020	25.7	18.9	13.8	37.6	4.0	100%	44.6	51.4	-6.8	36
10/09/2020	24.5	20.7	14.3	37.0	3.5	100%	45.2	51.3	-6.1	30
10/08/2020	23.8	20.8	14.5	37.2	3.7	100%	44.6	51.7	-7.1	28
10/07/2020	24.8	19.7	16.1	36.0	3.4	100%	44.5	52.1	-7.6	23
10/06/2020	24.5	20.4	16.3	33.4	5.4	100%	44.9	49.7	-4.8	18
10/05/2020	22.3	20.7	16.1	33.7	7.2	100%	43.0	49.8	-6.8	18
10/04/2020	22.5	20.7	15.4	34.2	7.2	100%	43.2	49.6	-6.4	17
10/03/2020	22.6	20.5	15.4	34.0	7.5	100%	43.1	49.4	-6.3	18
10/02/2020	23.0	20.1	15.9	30.9	10.1	100%	43.1	46.8	-3.7	16
10/01/2020	23.6	20.3	15.5	30.4	10.2	100%	43.9	45.9	-2.0	17
09/30/2020	24.9	16.6	17.7	29.6	11.2	100%	41.5	47.3	-5.8	16
09/29/2020	24.9	12.8	11.8	37.0	13.5	100%	37.7	48.8	-11.1	15
09/28/2020	27.8	16.4	10.1	27.1	18.6	100%	44.2	37.2	7.0	14
09/27/2020	28.7	17.0	9.7	25.5	19.1	100%	45.7	35.2	10.5	12
09/26/2020	29.8	15.5	9.6	30.3	14.8	100%	45.3	39.9	5.4	14
09/25/2020	33.2	17.5	8.3	30.2	10.8	100%	50.7	38.5	12.2	15
09/24/2020	34.0	16.7	8.7	28.4	12.2	100%	50.7	37.1	13.6	15
09/23/2020	35.0	15.9	9.1	28.9	11.1	100%	50.9	38.0	12.9	15
09/22/2020	35.7	16.7	9.9	29.2	8.5	100%	52.4	39.1	13.3	16
09/21/2020	33.8	16.5	10.0	31.4	8.3	100%	50.3	41.4	8.9	20
09/20/2020	33.1	16.7	10.1	31.4	8.7	100%	49.8	41.5	8.3	19
09/19/2020	35.2	17.0	10.7	34.0	3.1	100%	52.2	44.7	7.5	24
09/18/2020	32.0	18.0	11.3	35.4	3.3	100%	50.0	46.7	3.3	28
09/17/2020	31.9	18.0	11.3	35.5	3.3	100%	49.9	46.8	3.1	33
09/16/2020	31.7	18.2	11.7	35.2	3.2	100%	49.9	46.9	3.0	36
09/15/2020	31.4	18.4	11.2	35.1	3.9	100%	49.8	46.3	3.5	40
09/14/2020	31.0	18.3	11.0	35.6	4.1	100%	49.3	46.6	2.7	43
09/13/2020	30.8	18.1	11.0	35.7	4.4	100%	48.9	46.7	2.2	42
09/12/2020	30.8	18.1	10.8	35.7	4.6	100%	48.9	46.5	2.4	46
09/11/2020	31.2	18.6	11.0	35.1	4.1	100%	49.8	46.1	3.7	48
09/10/2020	31.3	18.2	11.3	34.5	4.7	100%	49.5	45.8	3.7	48
09/09/2020	31.8	18.6	11.2	33.8	4.6	100%	50.4	45.0	5.4	51
09/08/2020	32.1	18.4	11.2	33.9	4.4	100%	50.5	45.1	5.4	52
09/07/2020	32.2	18.3	10.9	33.9	4.7	100%	50.5	44.8	5.7	53
09/06/2020	32.4	18.6	10.8	33.4	4.8	100%	51.0	44.2	6.8	48
09/05/2020	32.4	19.1	10.4	33.2	4.9	100%	51.5	43.6	7.9	51
09/04/2020	32.4	19.0	11.3	32.7	4.6	100%	51.4	44.0	7.4	49

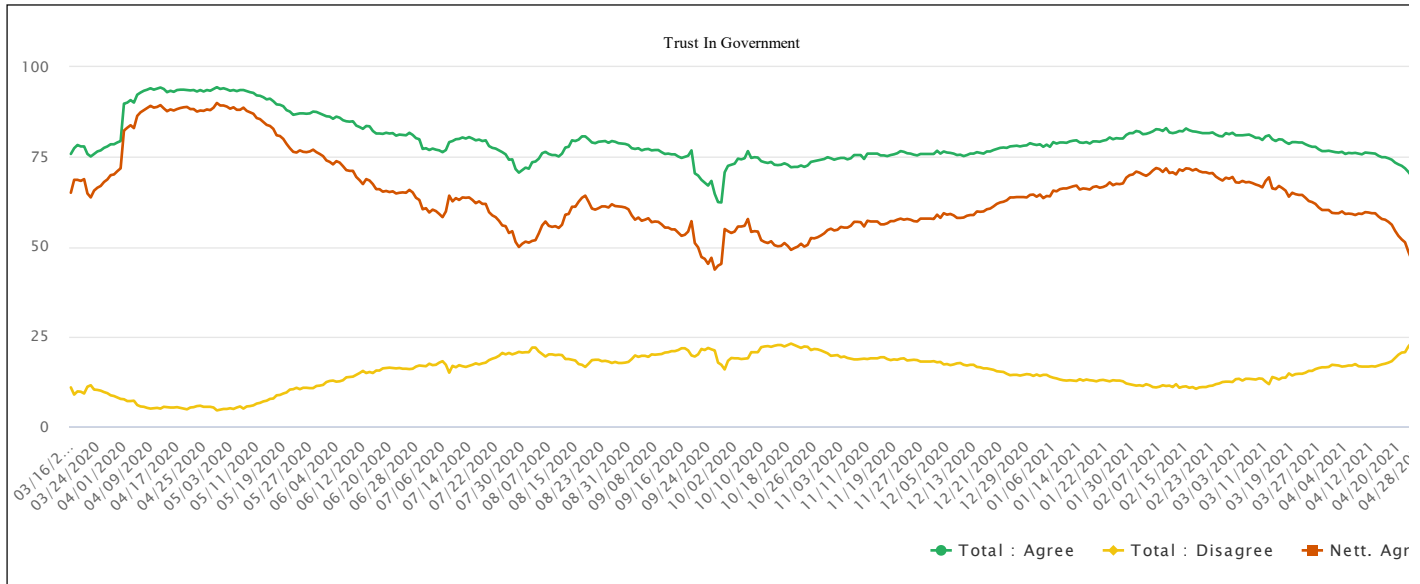
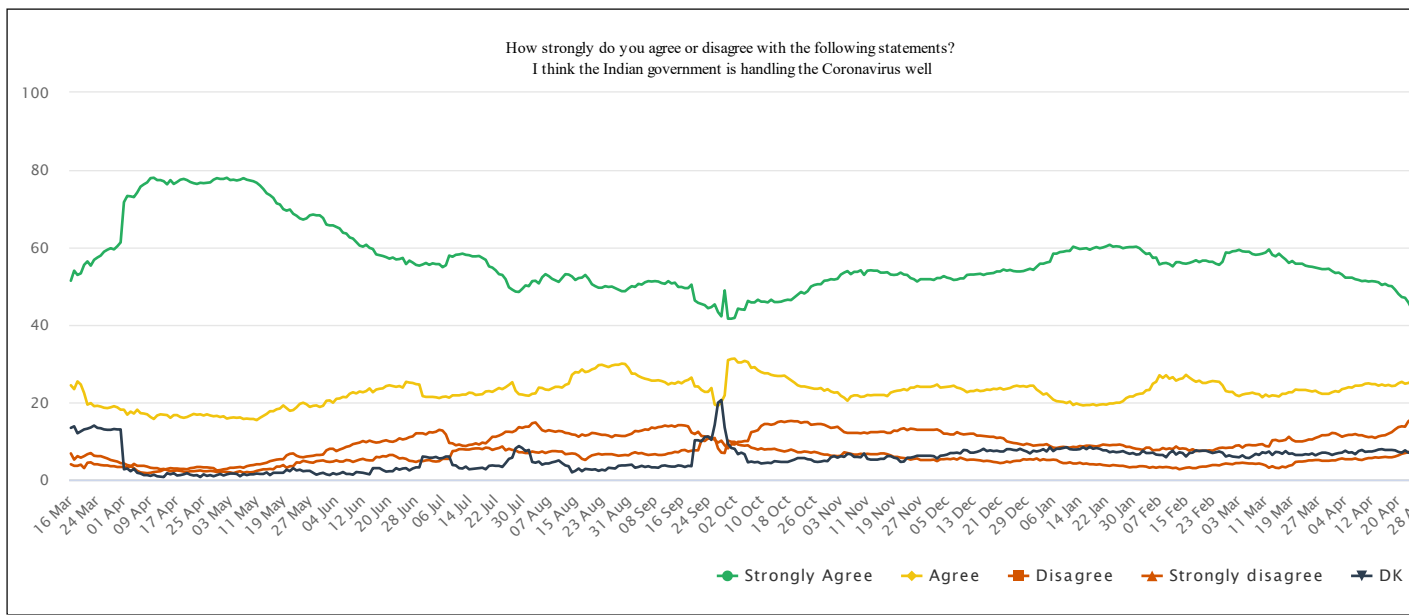


Date	Strongly Agree	Agree	Disagree	Strongly disagree	DK/CS	Total	Total : Agree	Total : Disagree	Nett. Agree	Sam
09/03/2020	33.2	19.1	10.4	32.3	5.0	100%	52.3	42.7	9.6	47
09/02/2020	33.2	19.3	10.8	32.4	4.3	100%	52.5	43.2	9.3	44
09/01/2020	32.8	19.1	10.8	32.5	4.8	100%	51.9	43.3	8.6	42
08/31/2020	32.6	19.7	11.4	31.9	4.4	100%	52.3	43.3	9.0	40
08/30/2020	32.8	19.8	11.7	31.0	4.7	100%	52.6	42.7	9.9	71
08/29/2020	32.8	19.8	11.7	31.0	4.7	100%	52.6	42.7	9.9	35
08/28/2020	33.8	20.0	11.0	31.0	4.2	100%	53.8	42.0	11.8	35
08/27/2020	33.3	20.1	10.4	30.9	5.3	100%	53.4	41.3	12.1	35
08/26/2020	32.7	19.7	10.8	31.7	5.1	100%	52.4	42.5	9.9	35
08/25/2020	32.5	20.4	10.9	31.8	4.4	100%	52.9	42.7	10.2	33
08/24/2020	32.4	20.9	10.8	31.4	4.5	100%	53.3	42.2	11.1	32
08/23/2020	32.3	21.0	10.8	31.4	4.5	100%	53.3	42.2	11.1	29
08/22/2020	32.5	21.0	10.7	31.2	4.6	100%	53.5	41.9	11.6	30
08/21/2020	32.5	20.5	10.7	31.6	4.7	100%	53.0	42.3	10.7	29
08/20/2020	33.1	20.7	10.5	31.7	4.0	100%	53.8	42.2	11.6	28
08/19/2020	33.8	20.1	9.7	32.6	3.8	100%	53.9	42.3	11.6	27
08/18/2020	33.2	20.6	8.9	32.8	4.5	100%	53.8	41.7	12.1	26
08/17/2020	33.2	21.2	9.3	32.4	3.9	100%	54.4	41.7	12.7	23
08/16/2020	32.4	21.5	10.5	31.2	4.4	100%	53.9	41.7	12.2	22
08/15/2020	32.7	21.3	10.9	30.5	4.6	100%	54.0	41.4	12.6	24
08/14/2020	33.0	21.2	10.5	30.7	4.6	100%	54.2	41.2	13.0	27
08/13/2020	32.4	21.0	10.9	29.5	6.2	100%	53.4	40.4	13.0	26
08/12/2020	33.3	20.4	10.6	29.3	6.4	100%	53.7	39.9	13.8	26
08/11/2020	35.2	19.9	10.6	28.2	6.1	100%	55.1	38.8	16.3	26
08/10/2020	37.8	19.0	9.8	27.5	5.9	100%	56.8	37.3	19.5	27
08/09/2020	37.7	19.1	9.9	27.5	5.8	100%	56.8	37.4	19.4	26
08/08/2020	38.1	19.0	9.8	27.7	5.4	100%	57.1	37.5	19.6	29
08/07/2020	38.2	19.4	9.2	27.8	5.4	100%	57.6	37.0	20.6	30
08/06/2020	38.2	19.7	8.9	27.6	5.6	100%	57.9	36.5	21.4	30
08/05/2020	39.2	20.0	8.5	26.9	5.4	100%	59.2	35.4	23.8	31
08/04/2020	39.0	20.8	8.2	26.7	5.3	100%	59.8	34.9	24.9	30
08/03/2020	40.8	18.5	8.4	27.3	5.0	100%	59.3	35.7	23.6	31
08/02/2020	40.6	18.7	8.4	27.1	5.2	100%	59.3	35.5	23.8	32
08/01/2020	42.8	19.6	6.9	25.4	5.3	100%	62.4	32.3	30.1	32
07/31/2020	42.7	19.6	6.8	25.7	5.2	100%	62.3	32.5	29.8	30
07/30/2020	43.2	19.5	7.0	25.1	5.2	100%	62.7	32.1	30.6	26
07/29/2020	43.3	19.2	7.2	24.7	5.6	100%	62.5	31.9	30.6	25
07/28/2020	42.9	18.9	7.4	25.1	5.7	100%	61.8	32.5	29.3	22
07/27/2020	40.8	19.2	9.9	24.7	5.4	100%	60.0	34.6	25.4	20
07/26/2020	39.7	18.9	10.5	25.4	5.5	100%	58.6	35.9	22.7	18
07/25/2020	40.1	18.7	9.2	26.8	5.2	100%	58.8	36.0	22.8	19
07/24/2020	39.7	19.6	9.5	26.1	5.1	100%	59.3	35.6	23.7	18
07/23/2020	40.1	19.7	10.7	24.2	5.3	100%	59.8	34.9	24.9	17
07/22/2020	39.7	20.1	10.6	24.3	5.3	100%	59.8	34.9	24.9	17
07/21/2020	38.9	20.0	10.7	24.0	6.4	100%	58.9	34.7	24.2	16
07/20/2020	38.7	19.8	10.6	25.2	5.7	100%	58.5	35.8	22.7	16
07/19/2020	36.9	19.6	11.2	26.5	5.8	100%	56.5	37.7	18.8	16
07/18/2020	36.1	19.9	11.3	26.7	6.0	100%	56.0	38.0	18.0	16
07/17/2020	36.0	19.6	11.7	26.7	6.0	100%	55.6	38.4	17.2	16
07/16/2020	36.1	19.4	11.7	26.8	6.0	100%	55.5	38.5	17.0	17
07/15/2020	35.8	19.6	11.9	26.7	6.0	100%	55.4	38.6	16.8	18
07/14/2020	36.0	19.2	12.1	26.9	5.8	100%	55.2	39.0	16.2	18
07/13/2020	36.6	19.1	12.7	26.8	4.8	100%	55.7	39.5	16.2	19
07/12/2020	36.9	19.4	11.8	27.3	4.6	100%	56.3	39.1	17.2	19
07/11/2020	36.6	19.5	11.9	27.6	4.4	100%	56.1	39.5	16.6	21
07/10/2020	36.8	19.6	12.1	26.9	4.6	100%	56.4	39.0	17.4	23
07/09/2020	37.2	19.0	12.8	26.7	4.3	100%	56.2	39.5	16.7	23
07/08/2020	35.2	18.5	11.2	27.1	8.0	100%	53.7	38.3	15.4	23
07/07/2020	34.7	21.7	11.0	25.8	6.8	100%	56.4	36.8	19.6	21
07/06/2020	34.2	21.8	10.9	26.2	6.9	100%	56.0	37.1	18.9	21
07/05/2020	34.3	22.1	10.6	26.5	6.5	100%	56.4	37.1	19.3	21

Date	Strongly Agree	Agree	Disagree	Strongly disagree	DK/CS	Total	Total : Agree	Total : Disagree	Nett. Agree	Sam
07/04/2020	34.4	22.4	10.5	25.9	6.8	100%	56.8	36.4	20.4	22
07/03/2020	34.4	22.7	10.5	26.3	6.1	100%	57.1	36.8	20.3	23
07/02/2020	34.0	22.9	10.2	26.4	6.5	100%	56.9	36.6	20.3	24
07/01/2020	34.6	22.9	10.1	26.2	6.2	100%	57.5	36.3	21.2	27
06/30/2020	35.3	22.4	9.9	26.5	5.9	100%	57.7	36.4	21.3	28
06/29/2020	37.9	22.8	10.0	26.3	3.0	100%	60.7	36.3	24.4	29
06/28/2020	37.4	23.0	9.8	26.8	3.0	100%	60.4	36.6	23.8	29
06/27/2020	38.1	20.3	9.9	28.3	3.4	100%	58.4	38.2	20.2	30
06/26/2020	38.3	20.2	9.5	28.3	3.7	100%	58.5	37.8	20.7	30
06/25/2020	38.5	20.3	9.3	28.5	3.4	100%	58.8	37.8	21.0	27
06/24/2020	37.4	19.9	10.4	28.4	3.9	100%	57.3	38.8	18.5	28
06/23/2020	37.7	19.6	10.7	28.5	3.5	100%	57.3	39.2	18.1	30
06/22/2020	36.5	20.6	10.0	29.4	3.5	100%	57.1	39.4	17.7	33
06/21/2020	36.3	20.4	10.3	29.9	3.1	100%	56.7	40.2	16.5	34
06/20/2020	36.5	20.2	10.1	29.6	3.6	100%	56.7	39.7	17.0	34
06/19/2020	37.1	19.9	10.4	29.8	2.8	100%	57.0	40.2	16.8	34
06/18/2020	36.7	19.8	10.4	29.8	3.3	100%	56.5	40.2	16.3	34
06/17/2020	36.6	19.2	10.1	30.5	3.6	100%	55.8	40.6	15.2	35
06/16/2020	36.2	19.1	10.5	30.8	3.4	100%	55.3	41.3	14.0	34
06/15/2020	35.8	19.0	9.8	31.6	3.8	100%	54.8	41.4	13.4	32
06/14/2020	35.3	20.4	9.4	32.4	2.5	100%	55.7	41.8	13.9	32
06/13/2020	35.0	20.1	9.5	33.1	2.3	100%	55.1	42.6	12.5	32
06/12/2020	35.0	19.8	9.5	32.9	2.8	100%	54.8	42.4	12.4	31
06/11/2020	35.1	19.5	10.0	33.1	2.3	100%	54.6	43.1	11.5	31
06/10/2020	35.0	18.8	9.8	34.1	2.3	100%	53.8	43.9	9.9	31
06/09/2020	34.4	18.9	10.2	34.2	2.3	100%	53.3	44.4	8.9	30
06/08/2020	34.3	19.0	9.7	34.4	2.6	100%	53.3	44.1	9.2	30
06/07/2020	34.2	18.0	9.5	35.3	3.0	100%	52.2	44.8	7.4	29
06/06/2020	34.4	18.1	9.6	34.9	3.0	100%	52.5	44.5	8.0	29
06/05/2020	34.0	18.0	10.1	35.1	2.8	100%	52.0	45.2	6.8	29
06/04/2020	33.2	17.8	9.9	35.8	3.3	100%	51.0	45.7	5.3	28
06/03/2020	32.5	17.2	10.2	36.7	3.4	100%	49.7	46.9	2.8	28
06/02/2020	31.7	17.2	10.9	36.7	3.5	100%	48.9	47.6	1.3	27
06/01/2020	32.0	17.4	10.8	36.9	2.9	100%	49.4	47.7	1.7	26
05/31/2020	30.8	18.0	10.7	37.7	2.8	100%	48.8	48.4	0.4	27
05/30/2020	30.9	17.4	10.8	38.4	2.5	100%	48.3	49.2	-0.9	28
05/29/2020	30.9	15.9	12.3	38.1	2.8	100%	46.8	50.4	-3.6	28
05/28/2020	30.4	15.8	12.4	38.5	2.9	100%	46.2	50.9	-4.7	29
05/27/2020	29.5	15.7	13.5	38.5	2.8	100%	45.2	52.0	-6.8	29
05/26/2020	29.2	15.2	13.9	38.8	2.9	100%	44.4	52.7	-8.3	28
05/25/2020	29.3	15.4	13.5	38.7	3.1	100%	44.7	52.2	-7.5	29
05/24/2020	29.5	15.3	13.9	38.5	2.8	100%	44.8	52.4	-7.6	29
05/23/2020	29.1	14.9	14.2	38.8	3.0	100%	44.0	53.0	-9.0	29
05/22/2020	30.1	13.9	14.3	38.6	3.1	100%	44.0	52.9	-8.9	30
05/21/2020	29.9	13.9	15.8	37.8	2.6	100%	43.8	53.6	-9.8	30
05/20/2020	31.2	13.5	15.1	37.1	3.1	100%	44.7	52.2	-7.5	30
05/19/2020	30.5	14.1	14.2	37.9	3.3	100%	44.6	52.1	-7.5	30
05/18/2020	29.9	14.9	13.1	39.2	2.9	100%	44.8	52.3	-7.5	32
05/17/2020	30.0	14.3	13.0	39.6	3.1	100%	44.3	52.6	-8.3	33
05/16/2020	29.9	14.3	12.6	39.8	3.4	100%	44.2	52.4	-8.2	34
05/15/2020	30.0	14.0	12.6	39.7	3.7	100%	44.0	52.3	-8.3	37
05/14/2020	30.4	14.6	11.9	39.6	3.5	100%	45.0	51.5	-6.5	38
05/13/2020	30.2	14.3	12.2	39.3	4.0	100%	44.5	51.5	-7.0	40
05/12/2020	31.0	13.8	11.5	39.9	3.8	100%	44.8	51.4	-6.6	40
05/11/2020	30.8	13.3	11.7	40.6	3.6	100%	44.1	52.3	-8.2	40
05/10/2020	31.0	13.1	11.7	40.4	3.8	100%	44.1	52.1	-8.0	39
05/09/2020	30.6	12.8	11.4	41.3	3.9	100%	43.4	52.7	-9.3	42
05/08/2020	30.3	13.2	11.7	41.2	3.6	100%	43.5	52.9	-9.4	43
05/07/2020	30.4	13.3	11.7	41.4	3.2	100%	43.7	53.1	-9.4	44
05/06/2020	30.2	13.7	11.8	41.1	3.2	100%	43.9	52.9	-9.0	45
05/05/2020	29.5	13.9	12.4	41.0	3.2	100%	43.4	53.4	-10.0	47

Date	Strongly Agree	Agree	Disagree	Strongly disagree	DK/CS	Total	Total : Agree	Total : Disagree	Nett. Agree	Sam
05/04/2020	29.7	14.2	12.5	40.0	3.6	100%	43.9	52.5	-8.6	49
05/03/2020	30.1	14.1	12.8	39.6	3.4	100%	44.2	52.4	-8.2	45
05/02/2020	29.8	14.5	12.9	40.0	2.8	100%	44.3	52.9	-8.6	48
05/01/2020	28.9	14.2	13.5	39.9	3.5	100%	43.1	53.4	-10.3	48
04/30/2020	28.2	14.7	13.2	40.2	3.7	100%	42.9	53.4	-10.5	49
04/29/2020	28.0	14.5	13.4	40.6	3.5	100%	42.5	54.0	-11.5	50
04/28/2020	28.0	14.5	13.9	41.0	2.6	100%	42.5	54.9	-12.4	50
04/27/2020	26.9	15.0	14.4	41.4	2.3	100%	41.9	55.8	-13.9	52
04/26/2020	26.8	15.1	14.5	41.5	2.1	100%	41.9	56.0	-14.1	50
04/25/2020	26.5	15.1	14.2	41.6	2.6	100%	41.6	55.8	-14.2	53
04/24/2020	26.8	15.1	14.3	41.1	2.7	100%	41.9	55.4	-13.5	52
04/23/2020	26.9	14.8	14.3	41.4	2.6	100%	41.7	55.7	-14.0	52
04/22/2020	26.8	14.8	14.8	41.2	2.4	100%	41.6	56.0	-14.4	50
04/21/2020	26.5	14.7	14.3	41.6	2.9	100%	41.2	55.9	-14.7	49
04/20/2020	26.6	14.5	14.2	42.1	2.6	100%	41.1	56.3	-15.2	47
04/19/2020	26.3	14.2	14.6	42.7	2.2	100%	40.5	57.3	-16.8	44
04/18/2020	26.6	14.3	14.7	42.3	2.1	100%	40.9	57.0	-16.1	46
04/17/2020	27.0	14.2	14.5	41.8	2.5	100%	41.2	56.3	-15.1	42
04/16/2020	27.1	14.6	14.0	42.3	2.0	100%	41.7	56.3	-14.6	40
04/15/2020	26.8	15.0	14.1	42.1	2.0	100%	41.8	56.2	-14.4	38
04/14/2020	27.3	15.5	14.0	40.7	2.5	100%	42.8	54.7	-11.9	33
04/13/2020	27.8	16.2	13.6	40.5	1.9	100%	44.0	54.1	-10.1	30
04/12/2020	29.2	15.6	12.7	39.8	2.7	100%	44.8	52.5	-7.7	27
04/11/2020	29.5	15.5	11.8	40.5	2.7	100%	45.0	52.3	-7.3	25
04/10/2020	29.8	15.1	12.0	39.7	3.4	100%	44.9	51.7	-6.8	24
04/09/2020	29.3	15.4	12.7	38.7	3.9	100%	44.7	51.4	-6.7	23
04/08/2020	29.5	16.5	12.5	37.7	3.8	100%	46.0	50.2	-4.2	21
04/07/2020	29.4	16.3	12.9	37.8	3.6	100%	45.7	50.7	-5.0	21
04/06/2020	29.7	16.6	12.8	37.8	3.1	100%	46.3	50.6	-4.3	21
04/05/2020	29.6	17.2	13.2	37.0	3.0	100%	46.8	50.2	-3.4	22
04/04/2020	29.2	16.5	13.3	38.0	3.0	100%	45.7	51.3	-5.6	22
04/03/2020	28.3	16.6	13.4	38.9	2.8	100%	44.9	52.3	-7.4	22
04/02/2020	27.3	16.1	13.7	39.6	3.3	100%	43.4	53.3	-9.9	23
04/01/2020	27.6	17.6	13.8	38.6	2.4	100%	45.2	52.4	-7.2	23
03/31/2020	21.0	15.8	13.4	37.9	11.9	100%	36.8	51.3	-14.5	22
03/30/2020	20.3	16.3	13.0	38.2	12.2	100%	36.6	51.2	-14.6	24
03/29/2020	19.7	15.9	13.2	39.1	12.1	100%	35.6	52.3	-16.7	23
03/28/2020	20.0	15.7	13.8	38.8	11.7	100%	35.7	52.6	-16.9	22
03/27/2020	19.9	15.9	14.0	38.3	11.9	100%	35.8	52.3	-16.5	20
03/26/2020	19.5	15.5	14.4	39.1	11.5	100%	35.0	53.5	-18.5	19
03/25/2020	19.3	15.8	14.1	39.2	11.6	100%	35.1	53.3	-18.2	18
03/24/2020	18.2	15.7	13.9	40.9	11.3	100%	33.9	54.8	-20.9	17
03/23/2020	18.1	15.6	13.7	41.3	11.3	100%	33.7	55.0	-21.3	15
03/22/2020	16.5	15.6	14.3	42.0	11.6	100%	32.1	56.3	-24.2	14
03/21/2020	16.5	15.3	14.3	42.6	11.3	100%	31.8	56.9	-25.1	12
03/20/2020	15.3	16.2	14.4	42.1	12.0	100%	31.5	56.5	-25.0	10
03/19/2020	14.6	17.7	12.9	43.0	11.8	100%	32.3	55.9	-23.6	79
03/18/2020	16.2	19.3	12.4	41.1	11.0	100%	35.5	53.5	-18.0	60
03/17/2020	16.8	17.6	10.3	44.1	11.2	100%	34.4	54.4	-20.0	42
03/16/2020	13.8	21.3	10.7	43.4	10.8	100%	35.1	54.1	-19.0	27

### How strongly do you agree or disagree with the following statements? I think the Indian government is handling the Coronavirus well



How strongly do you agree or disagree with the following statements? I think the Indian government is handling the Coronavirus well

Date	Strongly Agree	Agree	Disagree	Strongly disagree	DK/CS	Total	Total : Agree	Total : Disagree	Nett. Ag
05/03/2021	39.3	26.2	8.4	20.1	6.0	100%	65.5	28.5	37.0
05/02/2021	39.2	26.3	8.2	20.0	6.3	100%	65.5	28.2	37.3
05/01/2021	39.7	26.4	8.2	19.6	6.1	100%	66.1	27.8	38.3
04/30/2021	39.4	26.9	8.3	19.4	6.0	100%	66.3	27.7	38.6
04/29/2021	39.4	27.1	8.0	19.4	6.1	100%	66.5	27.4	39.1
04/28/2021	40.1	25.5	8.0	19.9	6.5	100%	65.6	27.9	37.7
04/27/2021	41.5	26.0	8.0	17.6	6.9	100%	67.5	25.6	41.9
04/26/2021	42.7	25.9	7.5	16.7	7.2	100%	68.6	24.2	44.4
04/25/2021	43.2	25.6	7.3	16.2	7.7	100%	68.8	23.5	45.3
04/24/2021	44.2	25.4	7.6	15.7	7.1	100%	69.6	23.3	46.3
04/23/2021	45.8	25.0	7.1	15.1	7.0	100%	70.8	22.2	48.6
04/22/2021	47.0	24.8	6.9	13.7	7.6	100%	71.8	20.6	51.2
04/21/2021	47.2	25.3	6.7	13.8	7.0	100%	72.5	20.5	52.0
04/20/2021	48.0	24.9	6.3	13.6	7.2	100%	72.9	19.9	53.0
04/19/2021	49.1	24.3	6.0	13.0	7.6	100%	73.4	19.0	54.4
04/18/2021	50.0	24.2	5.8	12.3	7.7	100%	74.2	18.1	56.1
04/17/2021	50.1	24.5	5.8	11.9	7.7	100%	74.6	17.7	56.9
04/16/2021	50.6	24.3	5.9	11.5	7.7	100%	74.9	17.4	57.5
04/15/2021	50.3	24.6	5.8	11.4	7.9	100%	74.9	17.2	57.7
04/14/2021	51.0	24.3	5.7	11.2	7.8	100%	75.3	16.9	58.4
04/13/2021	51.2	24.7	5.8	10.8	7.5	100%	75.9	16.6	59.3
04/12/2021	51.3	24.7	5.6	11.1	7.3	100%	76.0	16.7	59.3
04/11/2021	51.2	24.9	5.6	11.0	7.3	100%	76.1	16.6	59.5
04/10/2021	51.4	24.8	5.4	11.2	7.2	100%	76.2	16.6	59.6
04/09/2021	51.3	24.4	5.1	11.5	7.7	100%	75.7	16.6	59.1
04/08/2021	51.6	24.3	5.2	11.5	7.4	100%	75.9	16.7	59.2
04/07/2021	51.8	24.3	5.5	11.8	6.6	100%	76.1	17.3	58.8
04/06/2021	52.2	23.8	5.3	11.6	7.1	100%	76.0	16.9	59.1
04/05/2021	52.2	23.9	5.3	11.6	7.0	100%	76.1	16.9	59.2
04/04/2021	52.2	23.6	5.3	11.4	7.5	100%	75.8	16.7	59.1
04/03/2021	53.0	23.4	5.5	11.1	7.0	100%	76.4	16.6	59.8
04/02/2021	53.5	22.7	5.3	11.6	6.9	100%	76.2	16.9	59.3
04/01/2021	53.4	22.9	5.0	12.0	6.7	100%	76.3	17.0	59.3
03/31/2021	53.9	22.6	5.0	12.1	6.4	100%	76.5	17.1	59.4
03/30/2021	54.5	22.2	4.9	11.6	6.8	100%	76.7	16.5	60.2
03/29/2021	54.4	22.2	4.9	11.5	7.0	100%	76.6	16.4	60.2
03/28/2021	54.4	22.2	4.9	11.5	7.0	100%	76.6	16.4	60.2
03/27/2021	54.6	22.5	5.1	11.1	6.7	100%	77.1	16.2	60.9
03/26/2021	54.8	23.0	5.1	10.8	6.3	100%	77.8	15.9	61.9
03/25/2021	55.0	22.8	5.0	10.4	6.8	100%	77.8	15.4	62.4
03/24/2021	55.1	23.0	5.0	10.4	6.5	100%	78.1	15.4	62.7
03/23/2021	55.3	23.2	4.8	10.1	6.6	100%	78.5	14.9	63.6
03/22/2021	55.8	23.2	4.7	9.9	6.4	100%	79.0	14.6	64.4
03/21/2021	55.8	23.2	4.7	9.9	6.4	100%	79.0	14.6	64.4
03/20/2021	55.8	23.3	4.6	9.9	6.4	100%	79.1	14.5	64.6
03/19/2021	56.5	22.6	3.8	10.3	6.8	100%	79.1	14.1	65.0
03/18/2021	56.0	22.6	3.6	11.1	6.7	100%	78.6	14.7	63.9
03/17/2021	56.9	22.2	3.2	10.3	7.4	100%	79.1	13.5	65.6
03/16/2021	57.6	22.2	3.4	10.1	6.7	100%	79.8	13.5	66.3
03/15/2021	58.4	21.5	3.0	10.0	7.1	100%	79.9	13.0	66.9
03/14/2021	57.7	21.7	3.1	10.3	7.2	100%	79.4	13.4	66.0
03/13/2021	58.1	21.8	3.5	10.2	6.4	100%	79.9	13.7	66.2
03/12/2021	59.5	21.5	3.1	8.6	7.3	100%	81.0	11.7	69.3
03/11/2021	58.7	22.0	3.7	8.7	6.9	100%	80.7	12.4	68.3
03/10/2021	58.4	21.3	4.0	9.2	7.1	100%	79.7	13.2	66.5
03/09/2021	58.2	22.1	4.2	9.1	6.4	100%	80.3	13.3	67.0
03/08/2021	58.1	22.2	4.1	8.9	6.7	100%	80.3	13.0	67.3
03/07/2021	58.3	22.5	4.2	8.9	6.1	100%	80.8	13.1	67.7
03/06/2021	58.9	22.3	4.2	9.0	5.6	100%	81.2	13.2	68.0

Date	Strongly Agree	Agree	Disagree	Strongly disagree	DK/CS	Total	Total : Agree	Total : Disagree	Nett. Ag
03/05/2021	58.9	22.2	4.3	8.9	5.7	100%	81.1	13.2	67.9
03/04/2021	59.0	22.0	4.4	8.3	6.3	100%	81.0	12.7	68.3
03/03/2021	59.4	21.6	4.3	8.9	5.8	100%	81.0	13.2	67.8
03/02/2021	59.1	21.9	4.3	8.8	5.9	100%	81.0	13.1	67.9
03/01/2021	59.0	22.7	4.0	8.3	6.0	100%	81.7	12.3	69.4
02/28/2021	58.6	22.7	4.1	8.3	6.3	100%	81.3	12.4	68.9
02/27/2021	58.7	22.9	4.2	8.2	6.0	100%	81.6	12.4	69.2
02/26/2021	56.3	24.4	4.0	8.3	7.0	100%	80.7	12.3	68.4
02/25/2021	55.5	25.3	3.7	8.2	7.3	100%	80.8	11.9	68.9
02/24/2021	55.8	25.4	3.8	7.9	7.1	100%	81.2	11.7	69.5
02/23/2021	56.3	25.5	3.8	7.5	6.9	100%	81.8	11.3	70.5
02/22/2021	56.3	25.3	3.6	7.6	7.2	100%	81.6	11.2	70.4
02/21/2021	56.6	25.0	3.4	7.5	7.5	100%	81.6	10.9	70.7
02/20/2021	56.6	25.0	3.4	7.5	7.5	100%	81.6	10.9	70.7
02/19/2021	56.2	25.6	3.3	7.5	7.4	100%	81.8	10.8	71.0
02/18/2021	56.7	25.3	3.0	7.4	7.6	100%	82.0	10.4	71.6
02/17/2021	56.3	25.8	3.0	7.9	7.0	100%	82.1	10.9	71.2
02/16/2021	56.0	26.4	3.2	7.5	6.9	100%	82.4	10.7	71.7
02/15/2021	55.8	27.1	3.1	8.0	6.0	100%	82.9	11.1	71.8
02/14/2021	55.9	26.2	2.9	8.1	6.9	100%	82.1	11.0	71.1
02/13/2021	56.2	26.0	2.7	8.0	7.1	100%	82.2	10.7	71.5
02/12/2021	56.2	25.6	3.1	8.6	6.5	100%	81.8	11.7	70.1
02/11/2021	55.1	26.5	3.0	7.9	7.5	100%	81.6	10.9	70.7
02/10/2021	55.7	26.1	3.2	8.1	6.9	100%	81.8	11.3	70.5
02/09/2021	56.0	27.0	3.3	7.9	5.8	100%	83.0	11.2	71.8
02/08/2021	55.9	26.3	3.2	8.2	6.4	100%	82.2	11.4	70.8
02/07/2021	55.6	27.0	3.3	7.7	6.4	100%	82.6	11.0	71.6
02/06/2021	57.4	25.3	3.1	7.7	6.5	100%	82.7	10.8	71.9
02/05/2021	57.3	24.8	3.3	7.6	7.0	100%	82.1	10.9	71.2
02/04/2021	58.5	23.2	3.1	8.3	6.9	100%	81.7	11.4	70.3
02/03/2021	58.3	23.1	3.4	8.3	6.9	100%	81.4	11.7	69.7
02/02/2021	59.0	22.3	3.5	7.7	7.5	100%	81.3	11.2	70.1
02/01/2021	59.8	22.2	3.5	7.9	6.6	100%	82.0	11.4	70.6
01/31/2021	60.2	22.0	3.3	8.0	6.5	100%	82.2	11.3	70.9
01/30/2021	60.1	21.5	3.3	8.2	6.9	100%	81.6	11.5	70.1
01/29/2021	60.1	21.5	3.2	8.5	6.7	100%	81.6	11.7	69.9
01/28/2021	60.0	21.1	3.4	8.5	7.0	100%	81.1	11.9	69.2
01/27/2021	59.8	20.3	3.6	8.9	7.4	100%	80.1	12.5	67.6
01/26/2021	60.2	19.9	3.6	9.1	7.2	100%	80.1	12.7	67.4
01/25/2021	60.3	19.9	3.7	9.0	7.1	100%	80.2	12.7	67.5
01/24/2021	60.2	19.7	3.8	9.0	7.3	100%	79.9	12.8	67.1
01/23/2021	60.7	19.7	3.6	8.9	7.1	100%	80.4	12.5	67.9
01/22/2021	60.3	19.4	3.7	9.0	7.6	100%	79.7	12.7	67.0
01/21/2021	60.0	19.5	3.8	9.1	7.6	100%	79.5	12.9	66.6
01/20/2021	59.8	19.4	4.0	8.8	8.0	100%	79.2	12.8	66.4
01/19/2021	60.1	19.2	3.9	8.6	8.2	100%	79.3	12.5	66.8
01/18/2021	59.8	19.5	4.0	8.7	8.0	100%	79.3	12.7	66.6
01/17/2021	59.4	19.3	4.0	8.8	8.5	100%	78.7	12.8	65.9
01/16/2021	59.8	19.3	4.2	8.8	7.9	100%	79.1	13.0	66.1
01/15/2021	59.7	19.2	4.1	8.6	8.4	100%	78.9	12.7	66.2
01/14/2021	59.6	19.4	4.4	8.7	7.9	100%	79.0	13.1	65.9
01/13/2021	59.9	19.7	4.2	8.4	7.8	100%	79.6	12.6	67.0
01/12/2021	60.2	19.3	4.2	8.5	7.8	100%	79.5	12.7	66.8
01/11/2021	59.1	20.2	4.5	8.3	7.9	100%	79.3	12.8	66.5
01/10/2021	59.1	19.8	4.3	8.4	8.4	100%	78.9	12.7	66.2
01/09/2021	58.9	20.1	4.3	8.5	8.2	100%	79.0	12.8	66.2
01/08/2021	58.8	20.2	4.6	8.4	8.0	100%	79.0	13.0	66.0
01/07/2021	58.4	20.3	5.1	8.2	8.0	100%	78.7	13.3	65.4
01/06/2021	58.4	20.7	5.2	8.3	7.4	100%	79.1	13.5	65.6
01/05/2021	56.3	21.5	5.1	8.7	8.4	100%	77.8	13.8	64.0
01/04/2021	56.1	22.3	5.1	9.2	7.3	100%	78.4	14.3	64.1

Date	Strongly Agree	Agree	Disagree	Strongly disagree	DK/CS	Total	Total : Agree	Total : Disagree	Nett. Ag
01/03/2021	55.8	22.0	5.3	9.0	7.9	100%	77.8	14.3	63.5
01/02/2021	55.8	22.7	5.0	9.0	7.5	100%	78.5	14.0	64.5
01/01/2021	55.0	23.3	5.5	8.9	7.3	100%	78.3	14.4	63.9
12/31/2020	54.2	24.3	5.2	8.8	7.5	100%	78.5	14.0	64.5
12/30/2020	54.5	24.3	5.3	9.1	6.8	100%	78.8	14.4	64.4
12/29/2020	54.2	24.0	5.2	9.3	7.3	100%	78.2	14.5	63.7
12/28/2020	53.9	24.2	5.3	9.0	7.6	100%	78.1	14.3	63.8
12/27/2020	53.8	24.1	4.9	9.2	8.0	100%	77.9	14.1	63.8
12/26/2020	53.8	24.3	4.9	9.4	7.6	100%	78.1	14.3	63.8
12/25/2020	53.9	24.1	4.8	9.5	7.7	100%	78.0	14.3	63.7
12/24/2020	54.2	23.7	4.5	9.7	7.9	100%	77.9	14.2	63.7
12/23/2020	54.0	23.5	4.7	9.9	7.9	100%	77.5	14.6	62.9
12/22/2020	54.3	23.3	4.4	10.7	7.3	100%	77.6	15.1	62.5
12/21/2020	53.8	23.7	4.3	10.9	7.3	100%	77.5	15.2	62.3
12/20/2020	53.8	23.4	4.5	10.8	7.5	100%	77.2	15.3	61.9
12/19/2020	53.4	23.5	4.6	11.1	7.4	100%	76.9	15.7	61.2
12/18/2020	53.3	23.2	4.8	11.1	7.6	100%	76.5	15.9	60.6
12/17/2020	53.2	23.3	4.9	11.2	7.4	100%	76.5	16.1	60.4
12/16/2020	52.9	23.0	4.8	11.3	8.0	100%	75.9	16.1	59.8
12/15/2020	53.2	22.9	5.0	11.4	7.5	100%	76.1	16.4	59.7
12/14/2020	53.1	23.2	5.1	11.4	7.2	100%	76.3	16.5	59.8
12/13/2020	53.0	22.9	5.2	11.9	7.0	100%	75.9	17.1	58.8
12/12/2020	53.0	22.9	5.2	11.9	7.0	100%	75.9	17.1	58.8
12/11/2020	52.9	22.6	5.1	11.8	7.6	100%	75.5	16.9	58.6
12/10/2020	52.0	23.2	5.4	11.7	7.7	100%	75.2	17.1	58.1
12/09/2020	52.0	23.6	5.7	11.9	6.8	100%	75.6	17.6	58.0
12/08/2020	51.7	23.8	5.2	12.3	7.0	100%	75.5	17.5	58.0
12/07/2020	51.6	24.3	5.5	11.7	6.9	100%	75.9	17.2	58.7
12/06/2020	52.0	24.1	5.3	11.7	6.9	100%	76.1	17.0	59.1
12/05/2020	52.2	24.0	5.4	11.9	6.5	100%	76.2	17.3	58.9
12/04/2020	52.6	23.9	5.3	11.9	6.3	100%	76.5	17.2	59.3
12/03/2020	52.1	23.8	5.3	12.6	6.2	100%	75.9	17.9	58.0
12/02/2020	52.1	24.6	4.8	13.0	5.5	100%	76.7	17.8	58.9
12/01/2020	51.6	24.2	5.2	12.9	6.1	100%	75.8	18.1	57.7
11/30/2020	51.8	24.0	5.1	12.9	6.2	100%	75.8	18.0	57.8
11/29/2020	51.8	24.0	5.1	12.9	6.2	100%	75.8	18.0	57.8
11/28/2020	51.8	24.0	5.1	12.9	6.2	100%	75.8	18.0	57.8
11/27/2020	51.8	24.0	5.1	12.9	6.2	100%	75.8	18.0	57.8
11/26/2020	51.2	24.2	5.5	12.9	6.2	100%	75.4	18.4	57.0
11/25/2020	51.8	23.8	5.4	13.1	5.9	100%	75.6	18.5	57.1
11/24/2020	52.1	23.8	5.2	13.2	5.7	100%	75.9	18.4	57.5
11/23/2020	52.9	23.1	5.5	12.8	5.7	100%	76.0	18.3	57.7
11/22/2020	53.0	23.4	5.6	13.3	4.7	100%	76.4	18.9	57.5
11/21/2020	53.5	23.1	5.7	13.1	4.6	100%	76.6	18.8	57.8
11/20/2020	53.0	23.0	5.9	12.6	5.5	100%	76.0	18.5	57.5
11/19/2020	52.9	22.8	5.9	12.7	5.7	100%	75.7	18.6	57.1
11/18/2020	53.0	22.5	6.3	12.1	6.1	100%	75.5	18.4	57.1
11/17/2020	53.6	21.6	6.6	12.1	6.1	100%	75.2	18.7	56.5
11/16/2020	53.5	21.9	6.8	12.4	5.4	100%	75.4	19.2	56.2
11/15/2020	53.5	21.9	6.8	12.4	5.4	100%	75.4	19.2	56.2
11/14/2020	54.0	21.9	6.6	12.3	5.2	100%	75.9	18.9	57.0
11/13/2020	54.0	21.9	6.6	12.3	5.2	100%	75.9	18.9	57.0
11/12/2020	54.1	21.8	6.6	12.3	5.2	100%	75.9	18.9	57.0
11/11/2020	54.0	21.9	6.7	12.0	5.4	100%	75.9	18.7	57.2
11/10/2020	52.9	21.5	6.6	12.2	6.8	100%	74.4	18.8	55.6
11/09/2020	54.1	21.4	6.7	12.0	5.8	100%	75.5	18.7	56.8
11/08/2020	53.7	21.8	6.5	12.1	5.9	100%	75.5	18.6	56.9
11/07/2020	53.7	21.8	6.5	12.1	5.9	100%	75.5	18.6	56.9
11/06/2020	53.1	21.5	6.7	12.1	6.6	100%	74.6	18.8	55.8
11/05/2020	53.9	20.4	6.9	12.1	6.7	100%	74.3	19.0	55.3
11/04/2020	53.5	21.2	7.1	12.3	5.9	100%	74.7	19.4	55.3

Date	Strongly Agree	Agree	Disagree	Strongly disagree	DK/CS	Total	Total : Agree	Total : Disagree	Nett. Ag
11/03/2020	53.0	21.7	6.2	13.0	6.1	100%	74.7	19.2	55.5
11/02/2020	51.9	22.6	6.1	13.7	5.7	100%	74.5	19.8	54.7
11/01/2020	51.7	22.5	6.2	13.5	6.1	100%	74.2	19.7	54.5
10/31/2020	51.8	22.8	6.2	13.4	5.8	100%	74.6	19.6	55.0
10/30/2020	51.5	23.4	6.5	13.8	4.8	100%	74.9	20.3	54.6
10/29/2020	51.4	23.0	6.5	14.2	4.9	100%	74.4	20.7	53.7
10/28/2020	50.5	23.7	6.7	14.4	4.7	100%	74.2	21.1	53.1
10/27/2020	50.5	23.5	7.0	14.4	4.6	100%	74.0	21.4	52.6
10/26/2020	50.3	23.5	7.2	14.3	4.7	100%	73.8	21.5	52.3
10/25/2020	49.9	23.7	7.0	14.2	5.2	100%	73.6	21.2	52.4
10/24/2020	48.7	23.9	7.2	14.9	5.3	100%	72.6	22.1	50.5
10/23/2020	48.1	24.1	7.3	14.9	5.6	100%	72.2	22.2	50.0
10/22/2020	48.5	24.1	7.1	14.7	5.6	100%	72.6	21.8	50.8
10/21/2020	47.8	24.4	7.1	15.1	5.6	100%	72.2	22.2	50.0
10/20/2020	47.1	25.1	7.5	15.1	5.2	100%	72.2	22.6	49.6
10/19/2020	46.4	25.7	7.8	15.2	4.9	100%	72.1	23.0	49.1
10/18/2020	46.5	26.3	7.5	15.1	4.6	100%	72.8	22.6	50.2
10/17/2020	46.3	26.9	7.3	14.9	4.6	100%	73.2	22.2	51.0
10/16/2020	46.0	26.8	7.5	15.1	4.6	100%	72.8	22.6	50.2
10/15/2020	45.9	26.8	7.7	14.9	4.7	100%	72.7	22.6	50.1
10/14/2020	45.9	26.9	8.0	14.4	4.8	100%	72.8	22.4	50.4
10/13/2020	46.5	27.1	7.9	14.2	4.3	100%	73.6	22.1	51.5
10/12/2020	45.8	27.5	7.9	14.4	4.4	100%	73.3	22.3	51.0
10/11/2020	46.0	27.5	7.8	14.4	4.3	100%	73.5	22.2	51.3
10/10/2020	46.0	27.8	8.1	13.9	4.2	100%	73.8	22.0	51.8
10/09/2020	46.5	28.3	7.8	12.8	4.6	100%	74.8	20.6	54.2
10/08/2020	45.8	29.1	8.1	12.5	4.5	100%	74.9	20.6	54.3
10/07/2020	45.8	28.9	8.3	12.3	4.7	100%	74.7	20.6	54.1
10/06/2020	46.2	30.4	8.9	10.0	4.5	100%	76.6	18.9	57.7
10/05/2020	43.9	30.7	8.8	10.0	6.6	100%	74.6	18.8	55.8
10/04/2020	44.0	30.3	8.9	9.8	7.0	100%	74.3	18.7	55.6
10/03/2020	44.2	30.3	9.1	9.8	6.6	100%	74.5	18.9	55.6
10/02/2020	41.8	31.3	9.8	9.1	8.0	100%	73.1	18.9	54.2
10/01/2020	41.6	31.2	9.8	9.2	8.2	100%	72.8	19.0	53.8
09/30/2020	41.6	30.9	10.1	8.1	9.3	100%	72.5	18.2	54.3
09/29/2020	48.9	21.8	6.9	8.9	13.5	100%	70.7	15.8	54.9
09/28/2020	42.2	20.1	7.0	10.1	20.6	100%	62.3	17.1	45.2
09/27/2020	43.3	19.1	8.1	9.6	19.9	100%	62.4	17.7	44.7
09/26/2020	45.3	19.4	10.8	10.3	14.2	100%	64.7	21.1	43.6
09/25/2020	44.6	23.7	10.5	10.9	10.3	100%	68.3	21.4	46.9
09/24/2020	44.3	22.7	10.7	11.1	11.2	100%	67.0	21.8	45.2
09/23/2020	45.1	22.7	10.0	11.2	11.0	100%	67.8	21.2	46.6
09/22/2020	45.4	23.2	10.2	11.3	9.9	100%	68.6	21.5	47.1
09/21/2020	45.7	24.1	7.6	12.4	10.2	100%	69.8	20.0	49.8
09/20/2020	46.3	24.1	7.6	11.8	10.2	100%	70.4	19.4	51.0
09/19/2020	50.4	26.4	7.5	12.2	3.5	100%	76.8	19.7	57.1
09/18/2020	49.5	25.8	7.3	13.8	3.6	100%	75.3	21.1	54.2
09/17/2020	49.5	25.5	7.7	14.0	3.3	100%	75.0	21.7	53.3
09/16/2020	49.8	24.9	7.6	14.1	3.6	100%	74.7	21.7	53.0
09/15/2020	49.8	25.3	7.1	14.1	3.7	100%	75.1	21.2	53.9
09/14/2020	50.9	24.8	7.2	13.7	3.4	100%	75.7	20.9	54.8
09/13/2020	50.7	25.0	6.9	14.0	3.4	100%	75.7	20.9	54.8
09/12/2020	51.3	24.6	6.8	13.8	3.5	100%	75.9	20.6	55.3
09/11/2020	50.6	25.2	6.5	14.0	3.7	100%	75.8	20.5	55.3
09/10/2020	50.8	25.5	6.4	13.7	3.6	100%	76.3	20.1	56.2
09/09/2020	51.2	25.7	6.4	13.6	3.1	100%	76.9	20.0	56.9
09/08/2020	51.3	25.6	6.6	13.3	3.2	100%	76.9	19.9	57.0
09/07/2020	51.2	25.6	6.5	13.5	3.2	100%	76.8	20.0	56.8
09/06/2020	51.3	25.9	6.4	12.9	3.5	100%	77.2	19.3	57.9
09/05/2020	51.0	26.1	6.6	13.0	3.3	100%	77.1	19.6	57.5
09/04/2020	50.4	26.4	6.9	12.7	3.6	100%	76.8	19.6	57.2

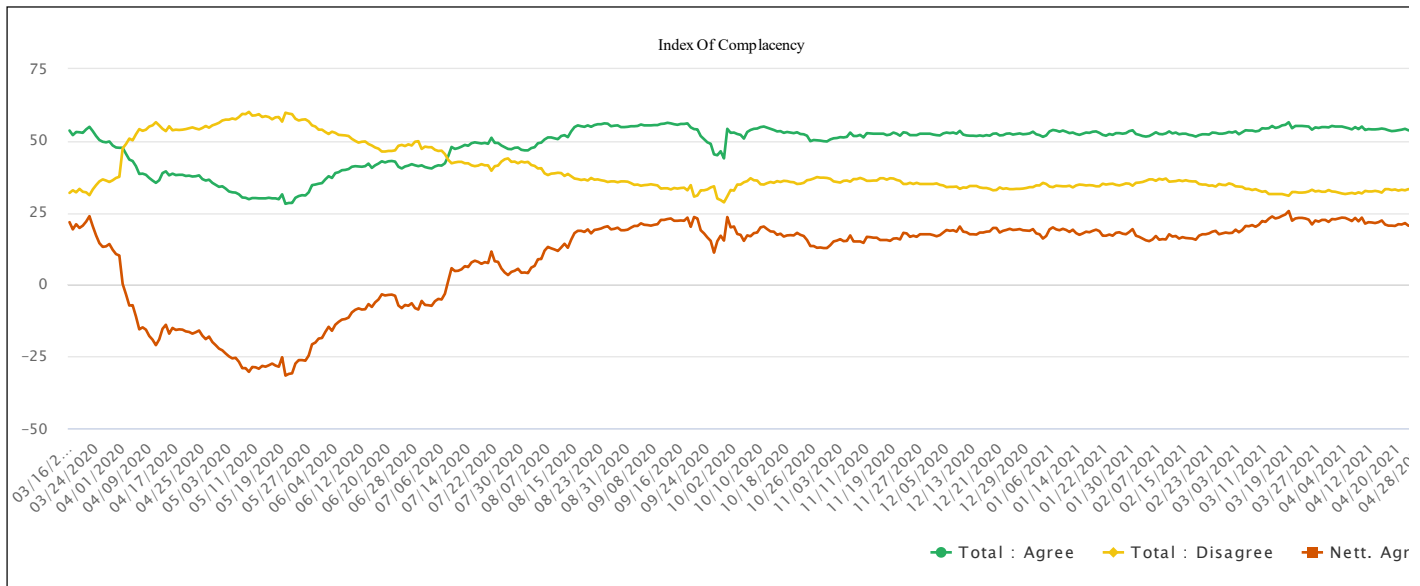
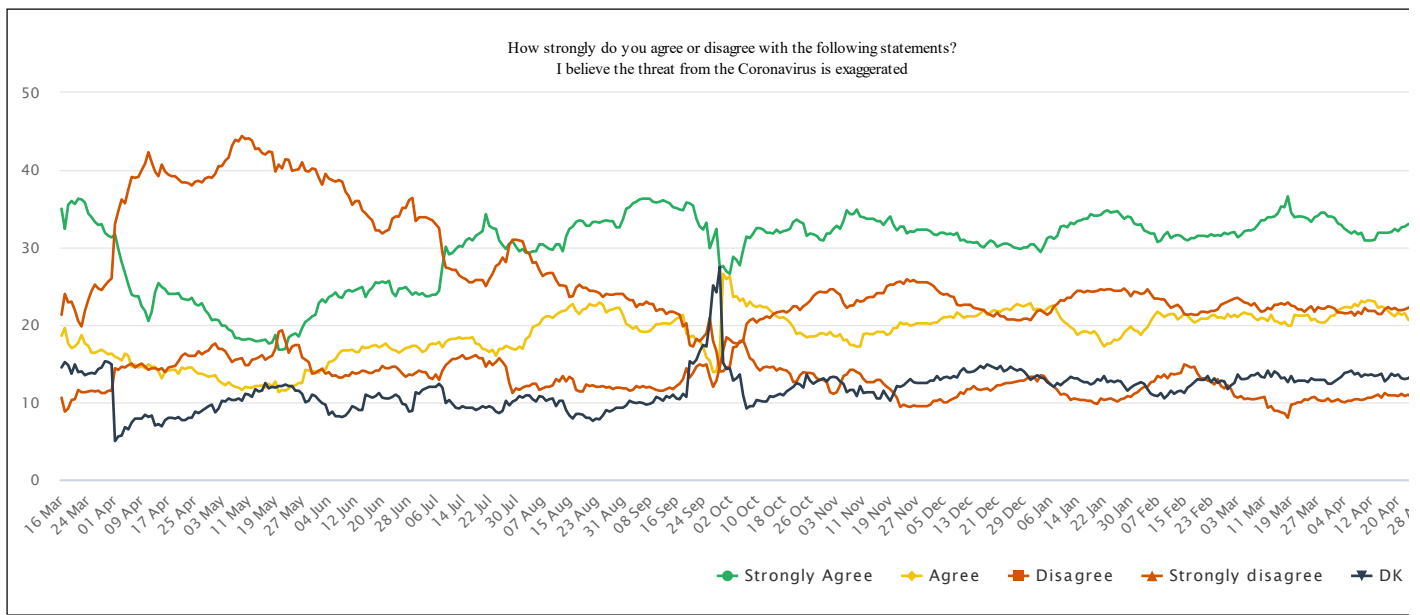


Date	Strongly Agree	Agree	Disagree	Strongly disagree	DK/CS	Total	Total : Agree	Total : Disagree	Nett. Ag
09/03/2020	50.6	26.8	6.8	12.5	3.3	100%	77.4	19.3	58.1
09/02/2020	49.8	27.4	7.1	12.6	3.1	100%	77.2	19.7	57.5
09/01/2020	50.0	27.4	6.8	11.9	3.9	100%	77.4	18.7	58.7
08/31/2020	49.4	28.9	6.3	11.6	3.8	100%	78.3	17.9	60.4
08/30/2020	48.7	29.9	6.4	11.3	3.7	100%	78.6	17.7	60.9
08/29/2020	48.7	30.0	6.3	11.3	3.7	100%	78.7	17.6	61.1
08/28/2020	49.1	29.7	6.2	11.4	3.6	100%	78.8	17.6	61.2
08/27/2020	49.5	29.7	6.4	11.5	2.9	100%	79.2	17.9	61.3
08/26/2020	49.9	29.5	6.6	11.0	3.0	100%	79.4	17.6	61.8
08/25/2020	49.8	29.1	6.6	11.4	3.1	100%	78.9	18.0	60.9
08/24/2020	50.0	29.4	6.6	11.6	2.4	100%	79.4	18.2	61.2
08/23/2020	49.6	29.7	6.5	11.6	2.6	100%	79.3	18.1	61.2
08/22/2020	49.6	29.6	6.7	11.8	2.3	100%	79.2	18.5	60.7
08/21/2020	50.0	28.8	6.5	12.0	2.7	100%	78.8	18.5	60.3
08/20/2020	50.5	28.5	6.3	12.1	2.6	100%	79.0	18.4	60.6
08/19/2020	51.9	28.0	5.8	11.6	2.7	100%	79.9	17.4	62.5
08/18/2020	52.9	27.8	5.1	11.4	2.8	100%	80.7	16.5	64.2
08/17/2020	52.2	28.5	5.4	11.7	2.2	100%	80.7	17.1	63.6
08/16/2020	52.1	27.7	6.2	11.1	2.9	100%	79.8	17.3	62.5
08/15/2020	51.6	27.8	6.7	11.6	2.3	100%	79.4	18.3	61.1
08/14/2020	52.5	27.1	6.8	11.7	1.9	100%	79.6	18.5	61.1
08/13/2020	53.0	24.8	6.7	12.0	3.5	100%	77.8	18.7	59.1
08/12/2020	53.1	24.5	6.6	12.1	3.7	100%	77.6	18.7	58.9
08/11/2020	52.1	23.8	7.3	12.5	4.3	100%	75.9	19.8	56.1
08/10/2020	51.1	24.0	7.3	12.6	5.0	100%	75.1	19.9	55.2
08/09/2020	51.5	24.0	7.4	12.4	4.7	100%	75.5	19.8	55.7
08/08/2020	51.9	23.6	7.4	12.6	4.5	100%	75.5	20.0	55.5
08/07/2020	52.6	23.2	7.2	12.8	4.2	100%	75.8	20.0	55.8
08/06/2020	53.1	23.3	6.9	12.5	4.2	100%	76.4	19.4	57.0
08/05/2020	52.3	23.7	7.3	12.8	3.9	100%	76.0	20.1	55.9
08/04/2020	50.7	23.8	7.0	13.8	4.7	100%	74.5	20.8	53.7
08/03/2020	51.4	22.3	7.1	14.8	4.4	100%	73.7	21.9	51.8
08/02/2020	51.3	22.2	7.3	14.6	4.6	100%	73.5	21.9	51.6
08/01/2020	50.0	21.7	6.9	13.7	7.7	100%	71.7	20.6	51.1
07/31/2020	50.2	21.8	6.9	13.7	7.4	100%	72.0	20.6	51.4
07/30/2020	49.3	22.0	7.1	13.4	8.2	100%	71.3	20.5	50.8
07/29/2020	48.5	22.1	7.1	13.6	8.7	100%	70.6	20.7	49.9
07/28/2020	48.6	23.0	7.6	12.7	8.1	100%	71.6	20.3	51.3
07/27/2020	49.1	25.2	7.7	12.3	5.7	100%	74.3	20.0	54.3
07/26/2020	49.7	24.5	8.0	12.4	5.4	100%	74.2	20.4	53.8
07/25/2020	51.8	23.9	7.6	12.4	4.3	100%	75.7	20.0	55.7
07/24/2020	52.9	23.4	8.6	11.8	3.3	100%	76.3	20.4	55.9
07/23/2020	53.1	23.7	8.2	11.4	3.6	100%	76.8	19.6	57.2
07/22/2020	54.1	23.2	8.0	11.1	3.6	100%	77.3	19.1	58.2
07/21/2020	54.8	22.7	7.7	11.1	3.7	100%	77.5	18.8	58.7
07/20/2020	55.1	22.9	8.2	10.2	3.6	100%	78.0	18.4	59.6
07/19/2020	56.8	22.8	8.3	9.4	2.7	100%	79.6	17.7	61.9
07/18/2020	57.3	22.1	7.9	9.6	3.1	100%	79.4	17.5	61.9
07/17/2020	57.8	22.0	8.1	9.1	3.0	100%	79.8	17.2	62.6
07/16/2020	57.7	21.9	8.1	9.4	2.9	100%	79.6	17.5	62.1
07/15/2020	57.7	22.4	8.0	9.1	2.8	100%	80.1	17.1	63.0
07/14/2020	58.0	22.5	7.8	9.0	2.7	100%	80.5	16.8	63.7
07/13/2020	58.1	22.0	7.8	8.7	3.4	100%	80.1	16.5	63.6
07/12/2020	58.4	22.0	7.9	8.8	2.9	100%	80.4	16.7	63.7
07/11/2020	58.2	21.8	7.9	9.1	3.0	100%	80.0	17.0	63.0
07/10/2020	58.1	21.8	7.5	8.9	3.7	100%	79.9	16.4	63.5
07/09/2020	57.6	21.8	7.4	9.4	3.8	100%	79.4	16.8	62.6
07/08/2020	57.9	21.2	5.4	9.5	6.0	100%	79.1	14.9	64.2
07/07/2020	55.4	21.5	5.4	11.7	6.0	100%	76.9	17.1	59.8
07/06/2020	54.9	21.4	5.4	12.7	5.6	100%	76.3	18.1	58.2
07/05/2020	55.7	21.1	4.8	12.9	5.5	100%	76.8	17.7	59.1

Date	Strongly Agree	Agree	Disagree	Strongly disagree	DK/CS	Total	Total : Agree	Total : Disagree	Nett. Ag
07/04/2020	55.7	21.3	4.7	12.4	5.9	100%	77.0	17.1	59.9
07/03/2020	55.9	21.4	4.8	12.2	5.7	100%	77.3	17.0	60.3
07/02/2020	55.5	21.4	5.1	12.3	5.7	100%	76.9	17.4	59.5
07/01/2020	56.0	21.4	5.0	11.7	5.9	100%	77.4	16.7	60.7
06/30/2020	55.6	21.6	4.8	12.0	6.0	100%	77.2	16.8	60.4
06/29/2020	55.3	24.6	4.9	12.0	3.2	100%	79.9	16.9	63.0
06/28/2020	55.5	24.7	4.6	12.0	3.2	100%	80.2	16.6	63.6
06/27/2020	56.1	25.0	4.8	11.2	2.9	100%	81.1	16.0	65.1
06/26/2020	56.6	25.1	4.9	11.0	2.4	100%	81.7	15.9	65.8
06/25/2020	55.7	25.3	5.4	10.6	3.0	100%	81.0	16.0	65.0
06/24/2020	57.3	23.8	5.6	10.4	2.9	100%	81.1	16.0	65.1
06/23/2020	57.0	24.2	5.5	10.7	2.6	100%	81.2	16.2	65.0
06/22/2020	56.9	24.0	6.0	10.1	3.0	100%	80.9	16.1	64.8
06/21/2020	57.4	24.2	6.4	9.8	2.2	100%	81.6	16.2	65.4
06/20/2020	57.1	24.4	6.4	9.9	2.2	100%	81.5	16.3	65.2
06/19/2020	57.5	24.2	6.0	10.2	2.1	100%	81.7	16.2	65.5
06/18/2020	57.8	23.6	6.1	10.0	2.5	100%	81.4	16.1	65.3
06/17/2020	58.0	23.5	5.8	9.7	3.0	100%	81.5	15.5	66.0
06/16/2020	58.2	23.3	5.9	9.6	3.0	100%	81.5	15.5	66.0
06/15/2020	59.6	22.6	5.0	9.8	3.0	100%	82.2	14.8	67.4
06/14/2020	59.9	23.6	5.0	10.1	1.4	100%	83.5	15.1	68.4
06/13/2020	60.7	22.9	5.1	9.7	1.6	100%	83.6	14.8	68.8
06/12/2020	60.2	22.6	5.4	10.0	1.8	100%	82.8	15.4	67.4
06/11/2020	60.5	22.8	5.2	9.6	1.9	100%	83.3	14.8	68.5
06/10/2020	61.4	22.3	4.9	9.4	2.0	100%	83.7	14.3	69.4
06/09/2020	62.3	22.6	4.6	9.2	1.3	100%	84.9	13.8	71.1
06/08/2020	62.6	22.2	5.0	8.7	1.5	100%	84.8	13.7	71.1
06/07/2020	63.6	21.3	5.1	8.5	1.5	100%	84.9	13.6	71.3
06/06/2020	63.8	21.4	4.7	8.1	2.0	100%	85.2	12.8	72.4
06/05/2020	64.9	21.0	4.7	7.8	1.6	100%	85.9	12.5	73.4
06/04/2020	65.3	20.9	5.0	7.4	1.4	100%	86.2	12.4	73.8
06/03/2020	65.7	19.9	4.7	8.0	1.7	100%	85.6	12.7	72.9
06/02/2020	65.7	20.5	4.6	8.0	1.2	100%	86.2	12.6	73.6
06/01/2020	65.9	20.4	4.7	7.6	1.4	100%	86.3	12.3	74.0
05/31/2020	67.6	19.1	5.0	6.5	1.8	100%	86.7	11.5	75.2
05/30/2020	68.3	18.8	4.9	6.4	1.6	100%	87.1	11.3	75.8
05/29/2020	68.3	19.2	4.8	6.4	1.3	100%	87.5	11.2	76.3
05/28/2020	68.5	19.1	4.4	6.2	1.8	100%	87.6	10.6	77.0
05/27/2020	68.3	18.8	4.5	6.1	2.3	100%	87.1	10.6	76.5
05/26/2020	67.5	19.5	4.7	6.0	2.3	100%	87.0	10.7	76.3
05/25/2020	67.2	19.9	4.9	5.8	2.2	100%	87.1	10.7	76.4
05/24/2020	67.5	19.6	4.4	5.9	2.6	100%	87.1	10.3	76.8
05/23/2020	68.2	18.7	4.5	6.2	2.4	100%	86.9	10.7	76.2
05/22/2020	68.7	18.0	3.5	6.8	3.0	100%	86.7	10.3	76.4
05/21/2020	69.8	17.8	3.5	6.7	2.2	100%	87.6	10.2	77.4
05/20/2020	69.5	18.5	3.1	6.3	2.6	100%	88.0	9.4	78.6
05/19/2020	69.9	19.2	3.8	5.3	1.8	100%	89.1	9.1	80.0
05/18/2020	71.1	18.4	3.4	5.3	1.8	100%	89.5	8.7	80.8
05/17/2020	71.4	18.2	3.4	5.2	1.8	100%	89.6	8.6	81.0
05/16/2020	72.8	17.7	2.7	5.0	1.8	100%	90.5	7.7	82.8
05/15/2020	73.5	17.7	2.8	4.8	1.2	100%	91.2	7.6	83.6
05/14/2020	74.0	17.0	2.7	4.4	1.9	100%	91.0	7.1	83.9
05/13/2020	75.1	16.5	2.7	4.2	1.5	100%	91.6	6.9	84.7
05/12/2020	76.0	16.0	2.5	4.0	1.5	100%	92.0	6.5	85.5
05/11/2020	76.7	15.4	2.3	4.0	1.6	100%	92.1	6.3	85.8
05/10/2020	77.1	15.7	2.0	3.8	1.4	100%	92.8	5.8	87.0
05/09/2020	77.3	15.7	1.9	3.7	1.4	100%	93.0	5.6	87.4
05/08/2020	77.5	15.8	2.0	3.5	1.2	100%	93.3	5.5	87.8
05/07/2020	77.9	15.7	1.8	3.1	1.5	100%	93.6	4.9	88.7
05/06/2020	77.5	16.1	2.2	3.3	0.9	100%	93.6	5.5	88.1
05/05/2020	77.3	16.0	2.0	3.2	1.5	100%	93.3	5.2	88.1

Date	Strongly Agree	Agree	Disagree	Strongly disagree	DK/CS	Total	Total : Agree	Total : Disagree	Nett. Ag
05/04/2020	77.5	16.1	1.7	3.1	1.6	100%	93.6	4.8	88.8
05/03/2020	77.4	16.0	1.9	3.1	1.6	100%	93.4	5.0	88.4
05/02/2020	78.0	15.8	2.0	2.8	1.4	100%	93.8	4.8	89.0
05/01/2020	77.7	16.4	2.1	2.7	1.1	100%	94.1	4.8	89.3
04/30/2020	77.7	16.2	2.1	2.5	1.5	100%	93.9	4.6	89.3
04/29/2020	77.9	16.5	2.0	2.4	1.2	100%	94.4	4.4	90.0
04/28/2020	77.5	16.4	2.2	3.0	0.9	100%	93.9	5.2	88.7
04/27/2020	76.8	16.6	2.3	3.1	1.2	100%	93.4	5.4	88.0
04/26/2020	76.7	16.9	2.2	3.2	1.0	100%	93.6	5.4	88.2
04/25/2020	76.6	16.6	2.2	3.2	1.4	100%	93.2	5.4	87.8
04/24/2020	76.7	16.9	2.4	3.3	0.7	100%	93.6	5.7	87.9
04/23/2020	76.4	16.8	2.3	3.3	1.2	100%	93.2	5.6	87.6
04/22/2020	76.6	17.0	2.2	3.1	1.1	100%	93.6	5.3	88.3
04/21/2020	76.9	16.6	2.2	3.0	1.3	100%	93.5	5.2	88.3
04/20/2020	77.4	16.2	2.0	2.7	1.7	100%	93.6	4.7	88.9
04/19/2020	77.7	16.0	2.1	2.8	1.4	100%	93.7	4.9	88.8
04/18/2020	77.5	16.2	2.3	2.8	1.2	100%	93.7	5.1	88.6
04/17/2020	76.9	16.7	2.4	2.9	1.1	100%	93.6	5.3	88.3
04/16/2020	76.4	16.7	2.3	2.9	1.7	100%	93.1	5.2	87.9
04/15/2020	77.4	16.0	2.2	3.0	1.4	100%	93.4	5.2	88.2
04/14/2020	76.3	16.7	2.5	2.8	1.7	100%	93.0	5.3	87.7
04/13/2020	77.1	16.8	2.8	2.6	0.7	100%	93.9	5.4	88.5
04/12/2020	77.4	16.9	2.7	2.2	0.8	100%	94.3	4.9	89.4
04/11/2020	77.4	16.6	3.0	2.1	0.9	100%	94.0	5.1	88.9
04/10/2020	78.0	15.7	3.0	2.0	1.3	100%	93.7	5.0	88.7
04/09/2020	77.9	16.2	3.1	1.8	1.0	100%	94.1	4.9	89.2
04/08/2020	76.8	16.9	3.4	1.7	1.2	100%	93.7	5.1	88.6
04/07/2020	76.3	17.1	3.6	1.8	1.2	100%	93.4	5.4	88.0
04/06/2020	75.7	17.2	3.6	1.9	1.6	100%	92.9	5.5	87.4
04/05/2020	74.2	18.1	3.6	2.3	1.8	100%	92.3	5.9	86.4
04/04/2020	73.0	17.1	4.1	3.0	2.8	100%	90.1	7.1	83.0
04/03/2020	73.2	17.6	3.4	3.6	2.2	100%	90.8	7.0	83.8
04/02/2020	73.3	16.8	3.2	3.8	2.9	100%	90.1	7.0	83.1
04/01/2020	71.7	18.1	3.3	4.2	2.7	100%	89.8	7.5	82.3
03/31/2020	61.3	18.1	3.3	4.3	13.0	100%	79.4	7.6	71.8
03/30/2020	60.3	18.7	3.3	4.7	13.0	100%	79.0	8.0	71.0
03/29/2020	59.5	19.0	3.5	4.9	13.1	100%	78.5	8.4	70.1
03/28/2020	59.8	18.7	3.5	5.1	12.9	100%	78.5	8.6	69.9
03/27/2020	59.4	18.5	3.7	5.5	12.9	100%	77.9	9.2	68.7
03/26/2020	58.9	18.6	3.7	5.8	13.0	100%	77.5	9.5	68.0
03/25/2020	57.9	18.9	3.8	6.1	13.3	100%	76.8	9.9	66.9
03/24/2020	57.4	19.1	4.0	6.1	13.4	100%	76.5	10.1	66.4
03/23/2020	56.8	19.0	4.0	6.2	14.0	100%	75.8	10.2	65.6
03/22/2020	55.3	19.8	4.5	6.9	13.5	100%	75.1	11.4	63.7
03/21/2020	56.4	19.4	4.4	6.6	13.2	100%	75.8	11.0	64.8
03/20/2020	55.5	22.4	3.0	6.1	13.0	100%	77.9	9.1	68.8
03/19/2020	53.3	24.6	3.9	5.7	12.5	100%	77.9	9.6	68.3
03/18/2020	52.9	25.4	3.6	6.1	12.0	100%	78.3	9.7	68.6
03/17/2020	54.0	23.4	3.6	5.2	13.8	100%	77.4	8.8	68.6
03/16/2020	51.4	24.4	4.0	6.8	13.4	100%	75.8	10.8	65.0

### How strongly do you agree or disagree with the following statements? I believe the threat from the Coronavirus is exaggerated



**How strongly do you agree or disagree with the following statements? I believe the threat from the Coronavirus is exaggerated**

Date	Strongly Agree	Agree	Disagree	Strongly disagree	DK/CS	Total	Total : Agree	Total : Disagree	Nett. Ag
05/03/2021	33.2	20.7	10.0	22.8	13.3	100%	53.9	32.8	21.1
05/02/2021	33.3	20.6	9.8	22.9	13.4	100%	53.9	32.7	21.2
05/01/2021	33.3	20.9	10.1	22.8	12.9	100%	54.2	32.9	21.3
04/30/2021	33.8	20.4	10.2	22.5	13.1	100%	54.2	32.7	21.5
04/29/2021	34.2	20.7	10.1	22.2	12.8	100%	54.9	32.3	22.6
04/28/2021	33.2	21.1	10.0	22.9	12.8	100%	54.3	32.9	21.4
04/27/2021	32.8	21.5	10.3	22.7	12.7	100%	54.3	33.0	21.3
04/26/2021	33.4	20.9	10.6	22.2	12.9	100%	54.3	32.8	21.5
04/25/2021	33.6	20.6	10.5	22.5	12.8	100%	54.2	33.0	21.2
04/24/2021	33.1	20.4	10.7	22.4	13.4	100%	53.5	33.1	20.4
04/23/2021	33.0	20.7	11.0	22.2	13.1	100%	53.7	33.2	20.5
04/22/2021	32.7	21.5	10.8	22.0	13.0	100%	54.2	32.8	21.4
04/21/2021	32.6	21.3	11.1	21.9	13.1	100%	53.9	33.0	20.9
04/20/2021	32.1	21.6	10.8	21.9	13.6	100%	53.7	32.7	21.0
04/19/2021	32.4	21.1	10.9	22.2	13.4	100%	53.5	33.1	20.4
04/18/2021	32.0	21.4	10.9	22.0	13.7	100%	53.4	32.9	20.5
04/17/2021	31.9	21.8	10.9	22.3	13.1	100%	53.7	33.2	20.5
04/16/2021	31.9	22.2	11.2	22.0	12.7	100%	54.1	33.2	20.9
04/15/2021	31.9	22.4	10.6	21.4	13.7	100%	54.3	32.0	22.3
04/14/2021	31.9	22.2	11.0	21.4	13.5	100%	54.1	32.4	21.7
04/13/2021	31.0	23.0	10.8	21.8	13.4	100%	54.0	32.6	21.4
04/12/2021	30.9	23.1	10.6	21.8	13.6	100%	54.0	32.4	21.6
04/11/2021	30.9	23.2	10.6	21.8	13.5	100%	54.1	32.4	21.7
04/10/2021	30.9	22.9	10.4	22.2	13.6	100%	53.8	32.6	21.2
04/09/2021	31.9	23.1	10.3	21.4	13.3	100%	55.0	31.7	23.3
04/08/2021	31.7	22.4	10.4	21.7	13.8	100%	54.1	32.1	22.0
04/07/2021	32.1	22.7	10.4	21.2	13.6	100%	54.8	31.6	23.2
04/06/2021	31.8	22.2	10.2	21.7	14.1	100%	54.0	31.9	22.1
04/05/2021	32.1	22.3	10.2	21.5	13.9	100%	54.4	31.7	22.7
04/04/2021	32.4	22.3	10.0	21.5	13.8	100%	54.7	31.5	23.2
04/03/2021	32.9	22.1	10.1	21.6	13.3	100%	55.0	31.7	23.3
04/02/2021	33.1	21.9	10.4	21.6	13.0	100%	55.0	32.0	23.0
04/01/2021	33.8	21.2	10.2	22.1	12.7	100%	55.0	32.3	22.7
03/31/2021	34.0	21.2	10.1	22.3	12.4	100%	55.2	32.4	22.8
03/30/2021	34.0	20.7	10.5	22.4	12.4	100%	54.7	32.9	21.8
03/29/2021	34.5	20.3	10.2	22.1	12.9	100%	54.8	32.3	22.5
03/28/2021	34.5	20.3	10.2	22.1	12.9	100%	54.8	32.3	22.5
03/27/2021	34.1	20.4	10.3	22.3	12.9	100%	54.5	32.6	21.9
03/26/2021	33.9	20.8	10.7	21.7	12.9	100%	54.7	32.4	22.3
03/25/2021	33.3	20.6	10.6	22.4	13.1	100%	53.9	33.0	20.9
03/24/2021	33.7	21.3	10.3	22.1	12.6	100%	55.0	32.4	22.6
03/23/2021	33.9	21.2	10.4	21.7	12.8	100%	55.1	32.1	23.0
03/22/2021	34.0	21.2	10.0	22.0	12.8	100%	55.2	32.0	23.2
03/21/2021	34.0	21.2	10.0	22.0	12.8	100%	55.2	32.0	23.2
03/20/2021	33.9	21.3	9.8	22.4	12.6	100%	55.2	32.2	23.0
03/19/2021	34.5	19.9	9.7	22.5	13.4	100%	54.4	32.2	22.2
03/18/2021	36.6	19.9	8.0	22.9	12.6	100%	56.5	30.9	25.6
03/17/2021	35.2	20.4	8.6	22.6	13.2	100%	55.6	31.2	24.4
03/16/2021	35.3	20.1	8.7	22.8	13.1	100%	55.4	31.5	23.9
03/15/2021	34.4	20.4	8.9	22.6	13.7	100%	54.8	31.5	23.3
03/14/2021	34.0	20.5	8.9	22.6	14.0	100%	54.5	31.5	23.0
03/13/2021	33.9	21.3	9.5	22.0	13.3	100%	55.2	31.5	23.7
03/12/2021	33.9	20.5	9.3	22.2	14.1	100%	54.4	31.5	22.9
03/11/2021	33.5	20.8	10.7	21.8	13.2	100%	54.3	32.5	21.8
03/10/2021	33.5	20.9	10.6	21.7	13.3	100%	54.4	32.3	22.1
03/09/2021	32.9	20.6	10.5	22.2	13.8	100%	53.5	32.7	20.8
03/08/2021	32.4	20.9	10.4	22.8	13.5	100%	53.3	33.2	20.1
03/07/2021	32.2	21.4	10.4	22.5	13.5	100%	53.6	32.9	20.7
03/06/2021	32.2	21.4	10.5	22.8	13.1	100%	53.6	33.3	20.3

Date	Strongly Agree	Agree	Disagree	Strongly disagree	DK/CS	Total	Total : Agree	Total : Disagree	Nett. Ag
03/05/2021	32.1	21.6	10.4	22.9	13.0	100%	53.7	33.3	20.4
03/04/2021	31.6	21.4	10.8	23.2	13.0	100%	53.0	34.0	19.0
03/03/2021	31.3	21.0	10.6	23.5	13.6	100%	52.3	34.1	18.2
03/02/2021	32.0	21.3	10.8	23.4	12.5	100%	53.3	34.2	19.1
03/01/2021	31.9	21.0	11.7	23.2	12.2	100%	52.9	34.9	18.0
02/28/2021	31.7	21.4	12.2	23.0	11.7	100%	53.1	35.2	17.9
02/27/2021	31.9	20.8	11.8	22.8	12.7	100%	52.7	34.6	18.1
02/26/2021	31.5	21.0	12.1	22.6	12.8	100%	52.5	34.7	17.8
02/25/2021	31.6	20.9	13.0	22.0	12.5	100%	52.5	35.0	17.5
02/24/2021	31.5	21.3	12.3	21.8	13.1	100%	52.8	34.1	18.7
02/23/2021	31.7	21.2	12.7	21.8	12.6	100%	52.9	34.5	18.4
02/22/2021	31.4	20.8	12.8	21.6	13.4	100%	52.2	34.4	17.8
02/21/2021	31.5	20.8	13.1	21.7	12.9	100%	52.3	34.8	17.5
02/20/2021	31.5	20.8	13.1	21.7	12.9	100%	52.3	34.8	17.5
02/19/2021	31.5	20.5	13.7	21.3	13.0	100%	52.0	35.0	17.0
02/18/2021	31.2	20.3	14.6	21.3	12.6	100%	51.5	35.9	15.6
02/17/2021	31.2	20.7	14.5	21.4	12.2	100%	51.9	35.9	16.0
02/16/2021	30.9	21.2	14.7	21.3	11.9	100%	52.1	36.0	16.1
02/15/2021	31.1	21.4	14.9	21.4	11.2	100%	52.5	36.3	16.2
02/14/2021	31.5	21.0	13.8	22.2	11.5	100%	52.5	36.0	16.5
02/13/2021	31.6	20.7	13.7	22.6	11.4	100%	52.3	36.3	16.0
02/12/2021	31.5	21.4	13.6	22.4	11.1	100%	52.9	36.0	16.9
02/11/2021	31.2	21.4	13.7	22.2	11.5	100%	52.6	35.9	16.7
02/10/2021	32.0	21.3	13.1	22.7	10.9	100%	53.3	35.8	17.5
02/09/2021	31.6	21.0	13.6	23.3	10.5	100%	52.6	36.9	15.7
02/08/2021	30.9	21.4	13.2	23.3	11.2	100%	52.3	36.5	15.8
02/07/2021	30.7	21.7	13.4	23.4	10.8	100%	52.4	36.8	15.6
02/06/2021	31.8	21.2	12.7	23.4	10.9	100%	53.0	36.1	16.9
02/05/2021	31.8	20.5	12.6	24.0	11.1	100%	52.3	36.6	15.7
02/04/2021	32.0	19.7	12.0	24.6	11.7	100%	51.7	36.6	15.1
02/03/2021	32.2	19.3	12.0	24.1	12.4	100%	51.5	36.1	15.4
02/02/2021	33.0	18.7	11.7	24.0	12.6	100%	51.7	35.7	16.0
02/01/2021	32.9	19.2	11.3	24.2	12.4	100%	52.1	35.5	16.6
01/31/2021	33.1	19.3	11.1	24.3	12.2	100%	52.4	35.4	17.0
01/30/2021	33.9	19.8	10.7	23.7	11.9	100%	53.7	34.4	19.3
01/29/2021	34.0	19.4	10.8	24.3	11.5	100%	53.4	35.1	18.3
01/28/2021	33.7	19.0	10.5	24.7	12.1	100%	52.7	35.2	17.5
01/27/2021	34.2	18.3	10.4	24.4	12.7	100%	52.5	34.8	17.7
01/26/2021	34.7	18.0	10.1	24.4	12.8	100%	52.7	34.5	18.2
01/25/2021	34.6	18.1	10.3	24.4	12.6	100%	52.7	34.7	18.0
01/24/2021	34.5	17.6	10.5	24.6	12.8	100%	52.1	35.1	17.0
01/23/2021	34.8	17.6	10.4	24.6	12.6	100%	52.4	35.0	17.4
01/22/2021	34.6	17.2	10.3	24.5	13.4	100%	51.8	34.8	17.0
01/21/2021	34.2	17.9	10.5	24.6	12.8	100%	52.1	35.1	17.0
01/20/2021	34.1	18.7	9.8	24.4	13.0	100%	52.8	34.2	18.6
01/19/2021	34.1	19.2	9.9	24.3	12.5	100%	53.3	34.2	19.1
01/18/2021	34.3	18.9	10.2	24.3	12.3	100%	53.2	34.5	18.7
01/17/2021	33.7	19.1	10.2	24.4	12.6	100%	52.8	34.6	18.2
01/16/2021	33.7	19.2	10.3	24.2	12.6	100%	52.9	34.5	18.4
01/15/2021	33.5	19.0	10.3	24.4	12.8	100%	52.5	34.7	17.8
01/14/2021	33.4	18.7	10.4	24.4	13.1	100%	52.1	34.8	17.3
01/13/2021	33.0	19.4	10.5	24.0	13.1	100%	52.4	34.5	17.9
01/12/2021	33.2	19.7	10.3	23.5	13.3	100%	52.9	33.8	19.1
01/11/2021	32.6	20.1	10.9	23.5	12.9	100%	52.7	34.4	18.3
01/10/2021	32.8	20.4	11.1	23.1	12.6	100%	53.2	34.2	19.0
01/09/2021	32.7	20.9	11.0	23.2	12.2	100%	53.6	34.2	19.4
01/08/2021	31.5	21.7	11.6	22.7	12.5	100%	53.2	34.3	18.9
01/07/2021	31.1	22.5	12.0	22.4	12.0	100%	53.6	34.4	19.2
01/06/2021	31.4	22.4	12.3	21.6	12.3	100%	53.8	33.9	19.9
01/05/2021	31.2	22.1	12.8	21.3	12.6	100%	53.3	34.1	19.2
01/04/2021	30.2	21.7	13.4	21.6	13.1	100%	51.9	35.0	16.9

Date	Strongly Agree	Agree	Disagree	Strongly disagree	DK/CS	Total	Total : Agree	Total : Disagree	Nett. Ag
01/03/2021	29.4	22.0	13.5	21.9	13.2	100%	51.4	35.4	16.0
01/02/2021	29.9	22.1	12.7	21.8	13.5	100%	52.0	34.5	17.5
01/01/2021	30.4	21.9	13.3	21.2	13.2	100%	52.3	34.5	17.8
12/31/2020	30.4	22.8	13.3	20.6	12.9	100%	53.2	33.9	19.3
12/30/2020	30.0	22.6	13.1	20.8	13.5	100%	52.6	33.9	18.7
12/29/2020	30.0	22.4	12.8	20.8	14.0	100%	52.4	33.6	18.8
12/28/2020	29.8	22.5	12.8	20.6	14.3	100%	52.3	33.4	18.9
12/27/2020	29.9	22.7	12.7	20.6	14.1	100%	52.6	33.3	19.3
12/26/2020	30.0	22.4	12.6	20.7	14.3	100%	52.4	33.3	19.1
12/25/2020	30.3	21.9	12.5	20.7	14.6	100%	52.2	33.2	19.0
12/24/2020	30.5	22.1	12.5	20.7	14.2	100%	52.6	33.2	19.4
12/23/2020	30.5	22.0	12.4	21.1	14.0	100%	52.5	33.5	19.0
12/22/2020	30.3	21.7	12.2	21.1	14.7	100%	52.0	33.3	18.7
12/21/2020	30.1	21.8	12.2	21.6	14.3	100%	51.9	33.8	18.1
12/20/2020	30.7	21.9	11.8	21.1	14.5	100%	52.6	32.9	19.7
12/19/2020	30.9	21.6	11.5	21.3	14.7	100%	52.5	32.8	19.7
12/18/2020	30.5	21.3	11.8	21.5	14.9	100%	51.8	33.3	18.5
12/17/2020	30.0	22.0	11.7	21.9	14.4	100%	52.0	33.6	18.4
12/16/2020	30.2	21.5	11.6	22.0	14.7	100%	51.7	33.6	18.1
12/15/2020	30.7	21.2	11.7	22.1	14.3	100%	51.9	33.8	18.1
12/14/2020	30.6	21.1	12.1	22.2	14.0	100%	51.7	34.3	17.4
12/13/2020	30.7	21.1	11.7	22.6	13.9	100%	51.8	34.3	17.5
12/12/2020	30.7	21.1	11.7	22.6	13.9	100%	51.8	34.3	17.5
12/11/2020	31.0	20.9	11.1	22.6	14.4	100%	51.9	33.7	18.2
12/10/2020	30.9	21.3	11.3	22.5	14.0	100%	52.2	33.8	18.4
12/09/2020	31.9	21.6	10.7	22.6	13.2	100%	53.5	33.3	20.2
12/08/2020	31.6	20.9	10.5	23.6	13.4	100%	52.5	34.1	18.4
12/07/2020	31.8	21.1	10.3	23.7	13.1	100%	52.9	34.0	18.9
12/06/2020	31.7	21.0	10.0	24.0	13.3	100%	52.7	34.0	18.7
12/05/2020	31.9	21.0	10.0	23.9	13.2	100%	52.9	33.9	19.0
12/04/2020	31.9	20.7	10.4	24.1	12.9	100%	52.6	34.5	18.1
12/03/2020	31.6	20.3	10.2	24.5	13.4	100%	51.9	34.7	17.2
12/02/2020	31.7	20.3	10.2	25.0	12.8	100%	52.0	35.2	16.8
12/01/2020	32.1	20.1	9.7	25.3	12.8	100%	52.2	35.0	17.2
11/30/2020	32.3	20.2	9.5	25.5	12.5	100%	52.5	35.0	17.5
11/29/2020	32.3	20.2	9.5	25.5	12.5	100%	52.5	35.0	17.5
11/28/2020	32.3	20.2	9.5	25.5	12.5	100%	52.5	35.0	17.5
11/27/2020	32.3	20.2	9.5	25.5	12.5	100%	52.5	35.0	17.5
11/26/2020	32.0	20.0	9.6	25.8	12.6	100%	52.0	35.4	16.6
11/25/2020	32.1	19.9	9.4	25.6	13.0	100%	52.0	35.0	17.0
11/24/2020	31.8	20.2	9.5	25.9	12.6	100%	52.0	35.4	16.6
11/23/2020	32.7	20.1	9.7	25.3	12.2	100%	52.8	35.0	17.8
11/22/2020	32.7	20.3	9.4	25.6	12.0	100%	53.0	35.0	18.0
11/21/2020	32.2	19.6	10.6	25.5	12.1	100%	51.8	36.1	15.7
11/20/2020	32.9	19.6	11.2	25.2	11.1	100%	52.5	36.4	16.1
11/19/2020	34.0	18.9	11.7	25.2	10.2	100%	52.9	36.9	16.0
11/18/2020	33.5	18.7	12.0	25.0	10.8	100%	52.2	37.0	15.2
11/17/2020	32.9	19.1	12.4	24.1	11.5	100%	52.0	36.5	15.5
11/16/2020	33.4	19.1	12.9	24.1	10.5	100%	52.5	37.0	15.5
11/15/2020	33.4	19.1	12.9	24.1	10.5	100%	52.5	37.0	15.5
11/14/2020	33.7	18.8	12.6	23.6	11.3	100%	52.5	36.2	16.3
11/13/2020	33.7	18.8	12.6	23.6	11.3	100%	52.5	36.2	16.3
11/12/2020	33.7	18.9	12.6	23.5	11.3	100%	52.6	36.1	16.5
11/11/2020	33.9	18.8	13.0	23.1	11.2	100%	52.7	36.1	16.6
11/10/2020	34.0	17.2	13.7	23.0	12.1	100%	51.2	36.7	14.5
11/09/2020	34.9	17.2	13.9	23.2	10.8	100%	52.1	37.1	15.0
11/08/2020	34.3	17.4	14.2	22.5	11.6	100%	51.7	36.7	15.0
11/07/2020	34.3	17.4	14.2	22.5	11.6	100%	51.7	36.7	15.0
11/06/2020	34.8	18.1	13.6	22.2	11.3	100%	52.9	35.8	17.1
11/05/2020	33.4	18.0	13.4	22.8	12.4	100%	51.4	36.2	15.2
11/04/2020	32.4	18.8	12.2	23.9	12.7	100%	51.2	36.1	15.1

Date	Strongly Agree	Agree	Disagree	Strongly disagree	DK/CS	Total	Total : Agree	Total : Disagree	Nett. Ag
11/03/2020	32.8	18.5	11.3	24.2	13.2	100%	51.3	35.5	15.8
11/02/2020	32.4	18.6	11.1	24.6	13.3	100%	51.0	35.7	15.3
11/01/2020	31.8	19.1	11.3	24.6	13.2	100%	50.9	35.9	15.0
10/31/2020	31.8	18.7	12.6	24.2	12.7	100%	50.5	36.8	13.7
10/30/2020	30.9	18.9	12.9	24.2	13.1	100%	49.8	37.1	12.7
10/29/2020	31.0	18.9	12.9	24.3	12.9	100%	49.9	37.2	12.7
10/28/2020	31.5	18.6	13.1	24.1	12.7	100%	50.1	37.2	12.9
10/27/2020	31.7	18.5	13.7	23.7	12.4	100%	50.2	37.4	12.8
10/26/2020	31.8	18.5	13.8	23.1	12.8	100%	50.3	36.9	13.4
10/25/2020	31.5	18.4	13.8	22.7	13.6	100%	49.9	36.5	13.4
10/24/2020	33.1	18.7	13.9	22.4	11.9	100%	51.8	36.3	15.5
10/23/2020	33.3	19.0	13.5	21.9	12.3	100%	52.3	35.4	16.9
10/22/2020	33.6	18.8	12.7	22.4	12.5	100%	52.4	35.1	17.3
10/21/2020	33.3	19.7	12.6	22.4	12.0	100%	53.0	35.0	18.0
10/20/2020	32.4	20.3	13.7	21.9	11.7	100%	52.7	35.6	17.1
10/19/2020	32.2	20.7	14.1	21.6	11.4	100%	52.9	35.7	17.2
10/18/2020	32.1	21.0	14.2	21.8	10.9	100%	53.1	36.0	17.1
10/17/2020	31.9	20.9	14.4	21.7	11.1	100%	52.8	36.1	16.7
10/16/2020	32.3	21.1	14.1	21.6	10.9	100%	53.4	35.7	17.7
10/15/2020	31.8	21.5	14.6	21.4	10.7	100%	53.3	36.0	17.3
10/14/2020	31.9	21.9	14.5	20.9	10.8	100%	53.8	35.4	18.4
10/13/2020	31.9	22.3	14.6	21.1	10.1	100%	54.2	35.7	18.5
10/12/2020	32.3	22.3	14.5	20.8	10.1	100%	54.6	35.3	19.3
10/11/2020	32.5	22.5	14.1	20.7	10.2	100%	55.0	34.8	20.2
10/10/2020	32.5	22.3	14.6	20.3	10.3	100%	54.8	34.9	19.9
10/09/2020	31.8	22.5	15.4	20.8	9.5	100%	54.3	36.2	18.1
10/08/2020	31.2	23.0	15.7	20.6	9.5	100%	54.2	36.3	17.9
10/07/2020	31.4	22.4	16.9	20.1	9.2	100%	53.8	37.0	16.8
10/06/2020	29.7	23.4	18.0	18.0	10.9	100%	53.1	36.0	17.1
10/05/2020	27.7	23.1	17.7	17.9	13.6	100%	50.8	35.6	15.2
10/04/2020	28.4	23.7	17.6	17.2	13.1	100%	52.1	34.8	17.3
10/03/2020	28.8	23.6	17.7	17.1	12.8	100%	52.4	34.8	17.6
10/02/2020	26.6	26.3	18.1	14.6	14.4	100%	52.9	32.7	20.2
10/01/2020	26.9	25.9	18.4	14.5	14.3	100%	52.8	32.9	19.9
09/30/2020	27.6	26.6	16.7	14.0	15.1	100%	54.2	30.7	23.5
09/29/2020	27.4	16.5	14.6	14.0	27.5	100%	43.9	28.6	15.3
09/28/2020	32.4	14.0	12.8	16.6	24.2	100%	46.4	29.4	17.0
09/27/2020	31.1	13.9	12.0	17.9	25.1	100%	45.0	29.9	15.1
09/26/2020	29.9	15.4	13.3	20.9	20.5	100%	45.3	34.2	11.1
09/25/2020	33.2	15.8	14.9	18.9	17.2	100%	49.0	33.8	15.2
09/24/2020	32.3	17.2	14.7	18.4	17.4	100%	49.5	33.1	16.4
09/23/2020	32.7	17.9	14.9	17.9	16.6	100%	50.6	32.8	17.8
09/22/2020	33.7	18.0	14.6	18.2	15.5	100%	51.7	32.8	18.9
09/21/2020	35.4	18.6	13.8	17.2	15.0	100%	54.0	31.0	23.0
09/20/2020	35.7	18.4	13.2	17.4	15.3	100%	54.1	30.6	23.5
09/19/2020	35.8	18.9	14.4	20.2	10.7	100%	54.7	34.6	20.1
09/18/2020	34.8	21.3	13.0	19.8	11.1	100%	56.1	32.8	23.3
09/17/2020	34.9	21.0	12.4	21.3	10.4	100%	55.9	33.7	22.2
09/16/2020	35.1	20.8	12.1	21.5	10.5	100%	55.9	33.6	22.3
09/15/2020	35.2	20.4	11.7	21.7	11.0	100%	55.6	33.4	22.2
09/14/2020	35.7	20.1	11.9	21.7	10.6	100%	55.8	33.6	22.2
09/13/2020	35.9	20.2	11.7	21.4	10.8	100%	56.1	33.1	23.0
09/12/2020	36.1	20.2	11.5	22.0	10.2	100%	56.3	33.5	22.8
09/11/2020	35.9	20.1	11.5	22.0	10.5	100%	56.0	33.5	22.5
09/10/2020	35.8	20.1	11.6	21.8	10.7	100%	55.9	33.4	22.5
09/09/2020	35.9	19.6	11.8	22.7	10.0	100%	55.5	34.5	21.0
09/08/2020	36.3	19.2	12.0	22.7	9.8	100%	55.5	34.7	20.8
09/07/2020	36.3	19.1	11.9	23.0	9.7	100%	55.4	34.9	20.5
09/06/2020	36.3	19.1	12.1	22.6	9.9	100%	55.4	34.7	20.7
09/05/2020	36.2	19.2	11.9	22.7	10.0	100%	55.4	34.6	20.8
09/04/2020	35.9	19.8	12.1	22.3	9.9	100%	55.7	34.4	21.3

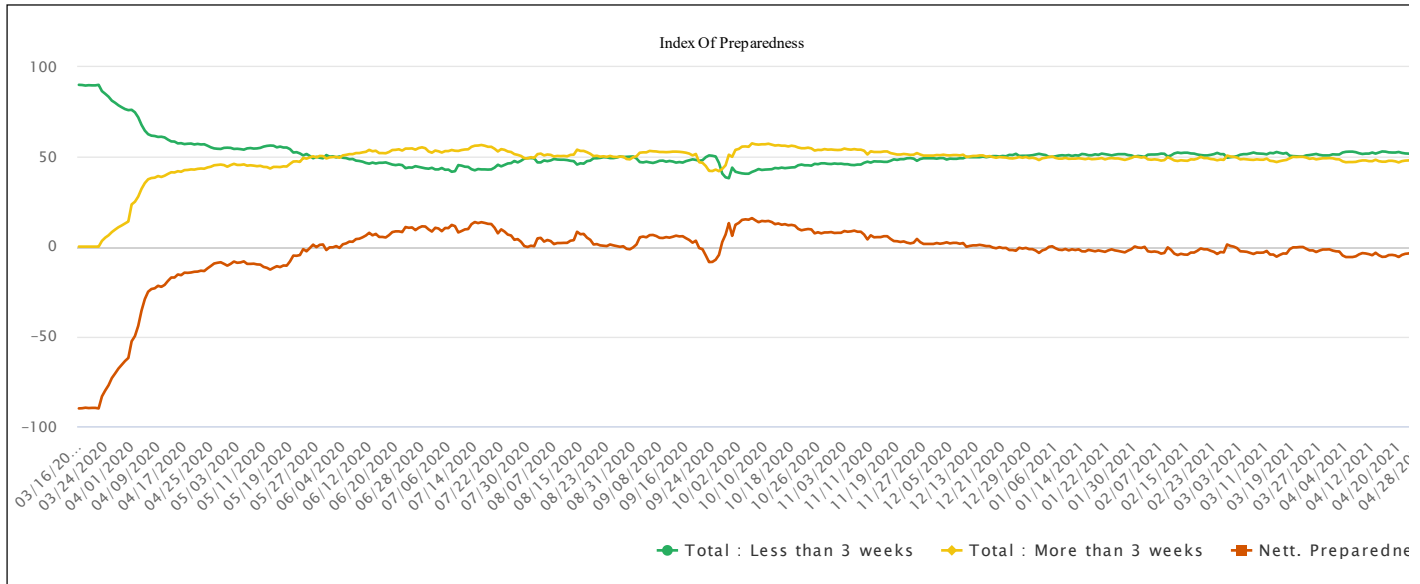
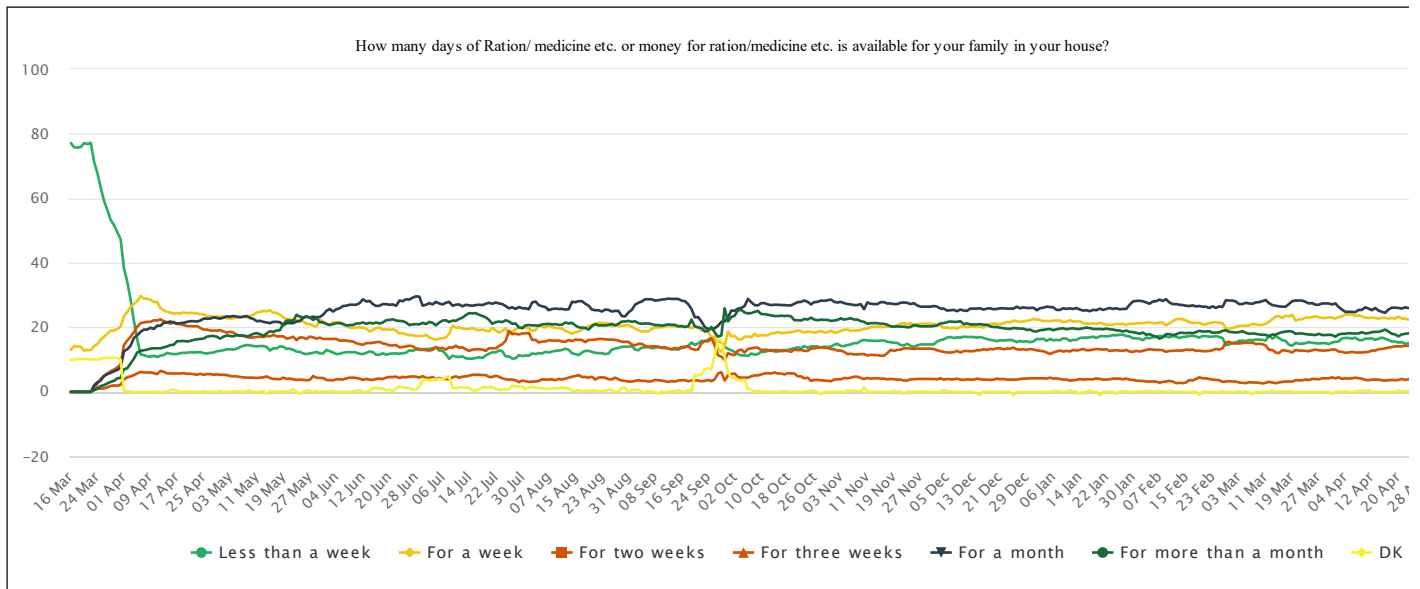


Date	Strongly Agree	Agree	Disagree	Strongly disagree	DK/CS	Total	Total : Agree	Total : Disagree	Nett. Ag
09/03/2020	35.7	19.5	11.6	23.2	10.0	100%	55.2	34.8	20.4
09/02/2020	35.2	19.9	11.5	23.2	10.2	100%	55.1	34.7	20.4
09/01/2020	35.0	20.1	11.8	23.5	9.6	100%	55.1	35.3	19.8
08/31/2020	33.6	21.3	11.8	24.0	9.3	100%	54.9	35.8	19.1
08/30/2020	32.6	22.2	11.9	24.0	9.3	100%	54.8	35.9	18.9
08/29/2020	32.6	22.2	11.9	24.0	9.3	100%	54.8	35.9	18.9
08/28/2020	33.4	22.0	11.7	23.9	9.0	100%	55.4	35.6	19.8
08/27/2020	33.4	21.9	12.0	23.9	8.8	100%	55.3	35.9	19.4
08/26/2020	33.5	21.6	11.9	24.0	9.0	100%	55.1	35.9	19.2
08/25/2020	33.4	22.6	12.1	23.6	8.3	100%	56.0	35.7	20.9
08/24/2020	33.2	22.9	12.0	24.1	7.8	100%	56.1	36.1	20.0
08/23/2020	33.3	22.5	12.0	24.3	7.9	100%	55.8	36.3	19.5
08/22/2020	33.3	22.5	12.2	24.4	7.6	100%	55.8	36.6	19.2
08/21/2020	32.8	22.7	12.1	24.4	8.0	100%	55.5	36.5	19.0
08/20/2020	32.8	22.1	12.3	24.8	8.0	100%	54.9	37.1	17.8
08/19/2020	33.4	22.0	11.4	24.8	8.4	100%	55.4	36.2	19.2
08/18/2020	33.5	21.4	11.4	25.2	8.5	100%	54.9	36.6	18.3
08/17/2020	33.3	21.8	11.6	24.8	8.5	100%	55.1	36.4	18.7
08/16/2020	32.7	22.7	13.0	23.7	7.9	100%	55.4	36.7	18.7
08/15/2020	32.4	22.4	13.3	23.6	8.3	100%	54.8	36.9	17.9
08/14/2020	31.4	21.9	12.7	25.0	9.0	100%	53.3	37.7	15.6
08/13/2020	29.5	21.8	13.4	25.1	10.2	100%	51.3	38.5	12.8
08/12/2020	30.4	21.6	12.7	25.1	10.2	100%	52.0	37.8	14.2
08/11/2020	30.4	21.3	13.0	25.8	9.5	100%	51.7	38.8	12.9
08/10/2020	29.7	20.9	12.2	26.7	10.5	100%	50.6	38.9	11.7
08/09/2020	29.8	21.1	12.0	26.7	10.4	100%	50.9	38.7	12.2
08/08/2020	30.1	21.1	12.0	26.6	10.2	100%	51.2	38.6	12.6
08/07/2020	30.4	20.8	11.8	26.3	10.7	100%	51.2	38.1	13.1
08/06/2020	30.4	20.1	11.6	27.1	10.8	100%	50.5	38.7	11.8
08/05/2020	29.5	19.9	12.4	28.1	10.1	100%	49.4	40.5	8.9
08/04/2020	29.5	19.7	12.4	28.0	10.4	100%	49.2	40.4	8.8
08/03/2020	29.3	18.5	12.1	29.2	10.9	100%	47.8	41.3	6.5
08/02/2020	29.3	18.2	12.1	29.5	10.9	100%	47.5	41.6	5.9
08/01/2020	29.8	16.9	11.9	30.8	10.6	100%	46.7	42.7	4.0
07/31/2020	29.5	17.2	11.6	30.9	10.8	100%	46.7	42.5	4.2
07/30/2020	30.1	16.8	11.8	31.0	10.3	100%	46.9	42.8	4.1
07/29/2020	30.8	16.9	11.2	31.0	10.1	100%	47.7	42.2	5.5
07/28/2020	30.5	17.1	12.5	30.3	9.6	100%	47.6	42.8	4.8
07/27/2020	29.8	17.3	14.6	28.1	10.2	100%	47.1	42.7	4.4
07/26/2020	30.3	16.9	15.2	28.7	8.9	100%	47.2	43.9	3.3
07/25/2020	30.9	16.9	15.7	27.9	8.6	100%	47.8	43.6	4.2
07/24/2020	32.4	16.0	15.2	27.6	8.8	100%	48.4	42.8	5.6
07/23/2020	32.5	16.8	14.8	26.6	9.3	100%	49.3	41.4	7.9
07/22/2020	32.8	16.5	15.3	25.9	9.5	100%	49.3	41.2	8.1
07/21/2020	34.3	16.8	14.6	25.0	9.3	100%	51.1	39.6	11.5
07/20/2020	32.1	16.9	15.7	25.8	9.5	100%	49.0	41.5	7.5
07/19/2020	31.8	17.5	15.7	25.8	9.2	100%	49.3	41.5	7.8
07/18/2020	31.5	17.6	16.1	25.8	9.0	100%	49.1	41.9	7.2
07/17/2020	30.9	18.4	15.9	25.5	9.3	100%	49.3	41.4	7.9
07/16/2020	31.2	18.3	15.7	25.5	9.3	100%	49.5	41.2	8.3
07/15/2020	30.9	18.3	15.6	25.9	9.3	100%	49.2	41.5	7.7
07/14/2020	30.1	18.2	16.1	26.1	9.5	100%	48.3	42.2	6.1
07/13/2020	30.2	18.4	15.8	26.4	9.2	100%	48.6	42.2	6.4
07/12/2020	29.8	18.2	15.6	27.1	9.3	100%	48.0	42.7	5.3
07/11/2020	29.3	18.2	15.6	27.1	9.8	100%	47.5	42.7	4.8
07/10/2020	29.1	18.1	15.2	27.3	10.3	100%	47.2	42.5	4.7
07/09/2020	30.1	17.8	14.8	27.4	9.9	100%	47.9	42.2	5.7
07/08/2020	27.6	17.1	14.1	29.3	11.9	100%	44.7	43.4	1.3
07/07/2020	24.4	17.8	12.9	32.5	12.4	100%	42.2	45.4	-3.2
07/06/2020	23.9	17.5	13.6	33.0	12.0	100%	41.4	46.6	-5.2
07/05/2020	23.9	17.6	13.0	33.5	12.0	100%	41.5	46.5	-5.0

Date	Strongly Agree	Agree	Disagree	Strongly disagree	DK/CS	Total	Total : Agree	Total : Disagree	Nett. Ag
07/04/2020	23.7	17.4	13.2	33.7	12.0	100%	41.1	46.9	-5.8
07/03/2020	23.7	16.7	13.9	33.9	11.8	100%	40.4	47.8	-7.4
07/02/2020	24.1	16.5	13.9	33.9	11.6	100%	40.6	47.8	-7.2
07/01/2020	23.9	17.0	14.1	33.9	11.1	100%	40.9	48.0	-7.1
06/30/2020	24.2	17.3	13.8	33.4	11.3	100%	41.5	47.2	-5.7
06/29/2020	23.9	17.3	13.5	36.4	8.9	100%	41.2	49.9	-8.7
06/28/2020	24.4	17.1	13.6	36.1	8.8	100%	41.5	49.7	-8.2
06/27/2020	24.9	17.0	13.3	35.1	9.7	100%	41.9	48.4	-6.5
06/26/2020	24.7	16.7	13.7	35.1	9.8	100%	41.4	48.8	-7.4
06/25/2020	24.7	16.4	14.2	34.0	10.7	100%	41.1	48.2	-7.1
06/24/2020	23.7	16.7	14.6	34.0	11.0	100%	40.4	48.6	-8.2
06/23/2020	24.2	16.8	14.6	33.7	10.7	100%	41.0	48.3	-7.3
06/22/2020	25.7	17.1	14.4	32.3	10.5	100%	42.8	46.7	-3.9
06/21/2020	25.4	17.6	14.4	32.1	10.5	100%	43.0	46.5	-3.5
06/20/2020	25.6	17.3	14.7	31.8	10.6	100%	42.9	46.5	-3.6
06/19/2020	25.4	17.1	14.1	32.2	11.2	100%	42.5	46.3	-3.8
06/18/2020	25.5	17.4	14.1	32.2	10.8	100%	42.9	46.3	-3.4
06/17/2020	24.8	17.3	13.8	33.5	10.6	100%	42.1	47.3	-5.2
06/16/2020	24.4	17.1	13.8	33.9	10.8	100%	41.5	47.7	-6.2
06/15/2020	23.6	17.0	14.0	34.4	11.0	100%	40.6	48.4	-7.8
06/14/2020	24.9	17.2	14.1	34.8	9.0	100%	42.1	48.9	-6.8
06/13/2020	24.7	16.5	13.8	36.0	9.0	100%	41.2	49.8	-8.6
06/12/2020	24.5	16.5	13.7	36.0	9.3	100%	41.0	49.7	-8.7
06/11/2020	24.3	16.8	13.9	35.5	9.5	100%	41.1	49.4	-8.3
06/10/2020	24.5	16.7	13.4	36.6	8.8	100%	41.2	50.0	-8.8
06/09/2020	24.3	16.7	13.5	37.2	8.3	100%	41.0	50.7	-9.7
06/08/2020	23.5	16.7	13.2	38.5	8.1	100%	40.2	51.7	-11.5
06/07/2020	23.6	16.3	13.2	38.7	8.2	100%	39.9	51.9	-12.0
06/06/2020	24.2	15.6	13.5	38.5	8.2	100%	39.8	52.0	-12.2
06/05/2020	23.8	15.3	13.4	38.7	8.8	100%	39.1	52.1	-13.0
06/04/2020	23.6	15.2	13.9	38.9	8.4	100%	38.8	52.8	-14.0
06/03/2020	22.9	14.2	13.7	39.5	9.7	100%	37.1	53.2	-16.1
06/02/2020	23.3	14.4	14.3	38.1	9.9	100%	37.7	52.4	-14.7
06/01/2020	22.8	13.8	14.1	39.0	10.3	100%	36.6	53.1	-16.5
05/31/2020	21.3	14.0	13.8	40.1	10.8	100%	35.3	53.9	-18.6
05/30/2020	21.1	14.0	13.7	40.2	11.0	100%	35.1	53.9	-18.8
05/29/2020	20.7	14.1	15.2	39.8	10.2	100%	34.8	55.0	-20.2
05/28/2020	20.4	14.2	15.5	39.9	10.0	100%	34.6	55.4	-20.8
05/27/2020	19.6	12.5	15.8	41.0	11.1	100%	32.1	56.8	-24.7
05/26/2020	18.5	12.5	17.4	40.1	11.5	100%	31.0	57.5	-26.5
05/25/2020	18.9	12.2	17.4	40.0	11.5	100%	31.1	57.4	-26.3
05/24/2020	18.7	12.1	17.2	39.9	12.1	100%	30.8	57.1	-26.3
05/23/2020	18.4	11.8	16.4	41.3	12.1	100%	30.2	57.7	-27.5
05/22/2020	16.9	11.5	17.9	41.4	12.3	100%	28.4	59.3	-30.9
05/21/2020	16.8	11.6	19.3	40.2	12.1	100%	28.4	59.5	-31.1
05/20/2020	16.8	11.3	19.1	40.7	12.1	100%	28.1	59.8	-31.7
05/19/2020	18.7	12.7	16.9	39.8	11.9	100%	31.4	56.7	-25.3
05/18/2020	17.7	12.0	16.0	42.3	12.0	100%	29.7	58.3	-28.6
05/17/2020	17.6	12.4	15.8	42.4	11.8	100%	30.0	58.2	-28.2
05/16/2020	18.1	11.9	15.5	42.0	12.5	100%	30.0	57.5	-27.5
05/15/2020	18.0	12.2	16.1	42.2	11.5	100%	30.2	58.3	-28.1
05/14/2020	17.9	12.1	15.8	42.8	11.4	100%	30.0	58.6	-28.6
05/13/2020	17.9	12.1	15.6	42.7	11.7	100%	30.0	58.3	-28.3
05/12/2020	18.1	11.9	15.5	43.8	10.7	100%	30.0	59.3	-29.3
05/11/2020	18.2	11.9	14.8	44.1	11.0	100%	30.1	58.9	-28.8
05/10/2020	18.1	12.0	14.8	44.0	11.1	100%	30.1	58.8	-28.7
05/09/2020	18.1	11.6	15.7	44.4	10.2	100%	29.7	60.1	-30.4
05/08/2020	18.3	11.9	15.6	43.7	10.5	100%	30.2	59.3	-29.1
05/07/2020	18.3	12.0	15.5	43.9	10.3	100%	30.3	59.4	-29.1
05/06/2020	19.2	12.2	15.2	43.1	10.3	100%	31.4	58.3	-26.9
05/05/2020	19.4	12.6	15.9	41.6	10.5	100%	32.0	57.5	-25.5

Date	Strongly Agree	Agree	Disagree	Strongly disagree	DK/CS	Total	Total : Agree	Total : Disagree	Nett. Ag
05/04/2020	19.9	12.2	16.6	41.2	10.1	100%	32.1	57.8	-25.7
05/03/2020	19.9	12.5	16.9	40.5	10.2	100%	32.4	57.4	-25.0
05/02/2020	20.6	12.8	16.9	40.5	9.2	100%	33.4	57.4	-24.0
05/01/2020	20.7	13.5	17.6	39.5	8.7	100%	34.2	57.1	-22.9
04/30/2020	20.6	13.4	17.3	39.0	9.7	100%	34.0	56.3	-22.3
04/29/2020	21.4	13.3	16.7	39.1	9.5	100%	34.7	55.8	-21.1
04/28/2020	21.9	13.5	16.5	38.9	9.2	100%	35.4	55.4	-20.0
04/27/2020	22.8	13.7	16.2	38.4	8.9	100%	36.5	54.6	-18.1
04/26/2020	22.5	13.7	16.6	38.6	8.6	100%	36.2	55.2	-19.0
04/25/2020	22.7	14.0	16.0	38.5	8.8	100%	36.7	54.5	-17.8
04/24/2020	23.5	14.5	16.0	38.0	8.0	100%	38.0	54.0	-16.0
04/23/2020	23.2	14.5	16.0	38.3	8.0	100%	37.7	54.3	-16.6
04/22/2020	23.3	14.3	16.3	38.4	7.7	100%	37.6	54.7	-17.1
04/21/2020	23.4	14.5	16.0	38.4	7.7	100%	37.9	54.4	-16.5
04/20/2020	24.1	13.7	15.3	38.8	8.1	100%	37.8	54.1	-16.3
04/19/2020	24.0	14.2	14.7	39.2	7.9	100%	38.2	53.9	-15.7
04/18/2020	24.0	14.2	14.6	39.2	8.0	100%	38.2	53.8	-15.6
04/17/2020	24.0	14.1	14.5	39.4	8.0	100%	38.1	53.9	-15.8
04/16/2020	24.6	14.0	13.9	39.8	7.7	100%	38.6	53.7	-15.1
04/15/2020	24.9	13.1	14.4	40.7	6.9	100%	38.0	55.1	-17.1
04/14/2020	25.4	14.0	14.2	39.2	7.2	100%	39.4	53.4	-14.0
04/13/2020	24.2	14.6	14.4	39.8	7.0	100%	38.8	54.2	-15.4
04/12/2020	21.7	14.6	14.4	41.0	8.3	100%	36.3	55.4	-19.1
04/11/2020	20.5	14.9	14.2	42.3	8.1	100%	35.4	56.5	-21.1
04/10/2020	21.8	14.4	14.6	40.8	8.4	100%	36.2	55.4	-19.2
04/09/2020	22.4	14.7	15.0	40.0	7.9	100%	37.1	55.0	-17.9
04/08/2020	23.7	14.5	14.8	39.1	7.9	100%	38.2	53.9	-15.7
04/07/2020	23.7	14.9	14.5	39.0	7.9	100%	38.6	53.5	-14.9
04/06/2020	23.9	14.6	15.0	39.1	7.4	100%	38.5	54.1	-15.6
04/05/2020	25.2	16.0	14.8	37.5	6.5	100%	41.2	52.3	-11.1
04/04/2020	26.7	16.3	14.5	35.7	6.8	100%	43.0	50.2	-7.2
04/03/2020	28.1	15.4	14.6	36.2	5.7	100%	43.5	50.8	-7.3
04/02/2020	29.8	15.7	14.2	34.7	5.6	100%	45.5	48.9	-3.4
04/01/2020	31.7	15.9	14.4	33.0	5.0	100%	47.6	47.4	0.2
03/31/2020	31.3	16.3	11.5	26.0	14.9	100%	47.6	37.5	10.1
03/30/2020	31.5	16.2	11.5	25.6	15.2	100%	47.7	37.1	10.6
03/29/2020	31.9	16.5	11.2	25.1	15.3	100%	48.4	36.3	12.1
03/28/2020	33.0	16.8	11.2	24.5	14.5	100%	49.8	35.7	14.1
03/27/2020	32.9	16.6	11.5	24.7	14.3	100%	49.5	36.2	13.3
03/26/2020	33.3	16.4	11.4	25.2	13.7	100%	49.7	36.6	13.1
03/25/2020	33.9	16.4	11.5	24.4	13.8	100%	50.3	35.9	14.4
03/24/2020	34.4	17.3	11.4	23.2	13.7	100%	51.7	34.6	17.1
03/23/2020	35.8	17.6	11.3	21.8	13.5	100%	53.4	33.1	20.3
03/22/2020	36.2	18.7	11.3	19.8	14.0	100%	54.9	31.1	23.8
03/21/2020	36.3	17.7	11.6	20.5	13.9	100%	54.0	32.1	21.9
03/20/2020	35.6	17.2	10.4	21.9	14.9	100%	52.8	32.3	20.5
03/19/2020	36.0	17.0	10.3	23.0	13.7	100%	53.0	33.3	19.7
03/18/2020	35.5	17.6	9.2	22.9	14.8	100%	53.1	32.1	21.0
03/17/2020	32.4	19.6	8.8	24.0	15.2	100%	52.0	32.8	19.2
03/16/2020	35.0	18.6	10.6	21.3	14.5	100%	53.6	31.9	21.7

**How many days of Ration/ medicine etc. or money for ration/medicine etc. is available for your family in your house?**



**How many days of Ration/ medicine etc. or money for ration/medicine etc. is available for your family in your house?**

Date	Less than a week	For a week	For two weeks	For three weeks	For a month	For more than a month	Don't know/Can't say	Total	Total : Less than 3 weeks	Total : More than 3 weeks	Nett Prepared
05/03/2021	15.7	22.3	14.9	4.0	24.2	19.1	0.0	100%	52.9	47.3	-5.0
05/02/2021	15.9	22.2	14.8	4.2	24.3	19.1	0.0	100%	52.9	47.6	-5.0
05/01/2021	15.4	21.8	14.9	4.3	24.8	19.0	0.0	100%	52.1	48.1	-4.0
04/30/2021	15.6	21.6	14.9	4.1	25.2	18.8	0.0	100%	52.1	48.1	-4.0
04/29/2021	16.0	22.0	14.9	3.7	24.7	19.1	0.0	100%	52.9	47.5	-5.0
04/28/2021	15.4	22.4	15.3	4.1	24.6	18.7	0.0	100%	53.1	47.4	-5.0
04/27/2021	15.0	22.8	14.6	4.2	25.9	17.8	0.0	100%	52.4	47.9	-4.0
04/26/2021	15.4	22.1	14.4	4.3	25.6	18.0	0.2	100%	51.9	47.9	-4.0
04/25/2021	15.1	22.1	14.6	4.0	25.7	18.0	0.5	100%	51.8	47.7	-4.0
04/24/2021	15.4	22.0	14.2	4.1	25.7	18.6	0.0	100%	51.6	48.4	-3.0
04/23/2021	15.1	22.4	14.3	3.9	26.0	18.1	0.2	100%	51.8	48.0	-3.0
04/22/2021	14.9	22.7	14.3	3.7	26.2	18.0	0.2	100%	51.9	47.9	-4.0
04/21/2021	15.4	22.7	14.1	4.0	25.8	17.8	0.2	100%	52.2	47.6	-4.0
04/20/2021	15.3	23.3	14.1	3.7	26.0	17.2	0.4	100%	52.7	46.9	-5.0
04/19/2021	15.6	22.7	14.1	3.6	26.1	17.8	0.1	100%	52.4	47.5	-4.0
04/18/2021	15.6	22.9	13.9	3.7	26.1	18.0	0.0	100%	52.4	47.8	-4.0
04/17/2021	16.1	22.7	13.7	3.6	25.5	18.7	0.0	100%	52.5	47.8	-4.0
04/16/2021	16.5	22.9	13.5	3.5	24.5	19.3	0.0	100%	52.9	47.3	-5.0
04/15/2021	16.8	22.9	13.3	3.6	24.8	18.9	0.0	100%	53.0	47.3	-5.0
04/14/2021	16.5	22.7	13.2	3.8	25.2	18.6	0.0	100%	52.4	47.6	-4.0
04/13/2021	16.1	22.9	12.8	3.8	26.0	18.6	0.0	100%	51.8	48.4	-3.0
04/12/2021	16.6	23.0	12.8	3.8	25.3	18.5	0.0	100%	52.4	47.6	-4.0
04/11/2021	16.5	22.9	12.4	3.6	25.8	18.2	0.6	100%	51.8	47.6	-4.0
04/10/2021	16.5	23.0	12.3	3.7	26.2	18.1	0.2	100%	51.8	48.0	-3.0
04/09/2021	16.0	23.4	12.2	4.1	25.4	18.5	0.4	100%	51.6	48.0	-3.0
04/08/2021	16.1	23.7	12.2	4.2	25.4	18.1	0.3	100%	52.0	47.7	-4.0
04/07/2021	16.8	23.6	12.2	4.4	24.7	18.1	0.2	100%	52.6	47.2	-5.0
04/06/2021	16.5	24.0	12.4	4.2	24.8	18.1	0.0	100%	52.9	47.1	-5.0
04/05/2021	16.7	24.0	12.2	4.1	24.8	18.2	0.0	100%	52.9	47.1	-5.0
04/04/2021	16.7	24.0	12.1	4.2	24.8	18.0	0.2	100%	52.8	47.0	-5.0
04/03/2021	16.6	23.4	12.4	4.0	25.5	18.0	0.1	100%	52.4	47.5	-4.0
04/02/2021	15.6	23.2	12.5	4.5	26.3	17.8	0.1	100%	51.3	48.6	-2.0
04/01/2021	15.5	22.7	13.1	4.2	27.4	17.1	0.0	100%	51.3	48.7	-2.0
03/31/2021	15.3	23.0	13.1	4.5	27.1	17.6	-0.6	100%	51.4	49.2	-2.0
03/30/2021	14.8	23.1	12.9	4.2	27.4	17.7	0.0	100%	50.8	49.3	-1.0
03/29/2021	15.1	22.9	12.8	4.2	27.4	17.6	0.0	100%	50.8	49.2	-1.0
03/28/2021	15.1	22.9	12.8	4.2	27.4	17.6	0.0	100%	50.8	49.2	-1.0
03/27/2021	15.0	23.2	12.9	3.9	27.0	18.0	0.0	100%	51.1	48.9	-2.0
03/26/2021	15.1	23.4	13.1	4.0	27.0	17.6	0.0	100%	51.6	48.6	-3.0
03/25/2021	15.2	23.2	12.9	4.0	27.5	17.7	0.0	100%	51.3	49.2	-2.0
03/24/2021	15.4	23.0	12.6	3.7	27.4	17.8	0.1	100%	51.0	48.9	-2.0
03/23/2021	15.1	23.0	12.7	3.8	27.9	17.9	0.0	100%	50.8	49.6	-1.0
03/22/2021	14.9	22.5	12.8	3.6	28.3	18.1	0.0	100%	50.2	50.0	-0.0
03/21/2021	14.9	22.5	12.8	3.6	28.3	18.1	0.0	100%	50.2	50.0	-0.0
03/20/2021	15.2	22.1	13.0	3.6	28.3	18.0	0.0	100%	50.3	49.9	-0.0
03/19/2021	14.3	23.9	12.2	3.2	28.1	18.7	0.0	100%	50.4	50.0	-0.0
03/18/2021	14.6	23.4	12.6	3.2	27.2	18.8	0.2	100%	50.6	49.2	-1.0
03/17/2021	15.8	23.6	12.8	3.2	26.4	18.7	0.0	100%	52.2	48.3	-3.0
03/16/2021	16.0	22.9	12.9	3.1	26.4	18.5	0.2	100%	51.8	48.0	-3.0
03/15/2021	16.7	23.5	12.0	2.9	26.5	18.2	0.2	100%	52.2	47.6	-4.0
03/14/2021	17.2	23.3	12.2	2.7	26.7	17.7	0.2	100%	52.7	47.1	-5.0
03/13/2021	16.5	22.5	13.0	2.9	26.9	17.8	0.4	100%	52.0	47.6	-4.0
03/12/2021	17.5	21.7	13.0	3.1	27.5	17.2	0.0	100%	52.2	47.8	-4.0
03/11/2021	15.9	21.1	14.4	2.8	28.5	17.7	0.0	100%	51.4	49.0	-2.0
03/10/2021	16.1	20.8	14.8	2.6	28.1	17.7	0.0	100%	51.7	48.4	-3.0
03/09/2021	16.2	20.7	14.9	2.8	27.8	17.8	0.0	100%	51.8	48.4	-3.0
03/08/2021	16.2	20.9	14.8	2.9	27.7	18.0	0.0	100%	51.9	48.6	-3.0
03/07/2021	16.0	21.1	15.3	2.9	27.3	18.1	-0.7	100%	52.4	48.3	-4.0
03/06/2021	16.1	20.6	15.2	3.0	27.4	18.0	0.0	100%	51.9	48.4	-3.0

Date	Less than a week	For a week	For two weeks	For three weeks	For a month	For more than a month	Don't know/Can't say	Total	Total : Less than 3 weeks	Total : More than 3 weeks	Net Preparedness
03/05/2021	15.7	20.5	15.3	2.7	27.6	18.3	0.0	100%	51.5	48.6	-2.9
03/04/2021	15.9	20.5	15.1	2.8	27.2	18.8	0.0	100%	51.5	48.8	-2.7
03/03/2021	15.8	20.4	15.0	2.9	27.2	18.5	0.2	100%	51.2	48.6	-2.6
03/02/2021	15.3	20.1	15.0	3.2	28.0	18.4	0.0	100%	50.4	49.6	-0.8
03/01/2021	15.2	19.8	15.0	3.2	28.3	18.5	0.0	100%	50.0	50.0	0.0
02/28/2021	14.7	19.6	15.5	3.3	28.3	18.6	0.0	100%	49.8	50.2	0.4
02/27/2021	14.5	19.7	15.3	3.2	28.4	19.1	0.0	100%	49.5	50.7	1.2
02/26/2021	16.7	21.3	13.5	3.1	26.3	18.9	0.2	100%	51.5	48.3	-3.2
02/25/2021	17.0	21.4	13.1	3.6	26.5	18.4	0.0	100%	51.5	48.5	-3.0
02/24/2021	17.3	21.6	13.3	3.7	26.0	18.4	0.0	100%	52.2	48.1	-4.1
02/23/2021	17.1	21.5	12.9	3.8	26.5	18.3	0.0	100%	51.5	48.6	-2.9
02/22/2021	17.1	21.3	12.7	4.0	26.0	18.8	0.1	100%	51.1	48.8	-2.3
02/21/2021	17.3	20.9	12.6	4.2	26.4	18.7	0.0	100%	50.8	49.3	-1.5
02/20/2021	17.3	20.9	12.6	4.2	26.4	18.7	0.0	100%	50.8	49.3	-1.5
02/19/2021	16.8	21.4	12.8	4.5	26.6	18.9	-1.0	100%	51.0	50.0	-1.0
02/18/2021	17.2	21.4	12.7	4.0	26.5	18.5	0.0	100%	51.3	49.0	-2.3
02/17/2021	17.4	21.3	13.1	3.5	26.8	18.2	0.0	100%	51.8	48.5	-3.3
02/16/2021	17.3	21.6	13.0	3.7	26.6	18.3	0.0	100%	51.9	48.6	-3.3
02/15/2021	17.1	22.1	13.1	2.9	26.7	18.2	0.0	100%	52.3	47.8	-4.5
02/14/2021	17.0	22.5	12.8	2.7	26.9	18.3	0.0	100%	52.3	47.9	-4.4
02/13/2021	16.7	22.6	12.8	2.8	27.0	18.3	0.0	100%	52.1	48.1	-4.0
02/12/2021	17.1	22.5	12.8	2.7	27.2	17.8	0.0	100%	52.4	47.7	-4.7
02/11/2021	17.3	21.9	12.7	3.2	27.2	17.6	0.1	100%	51.9	48.0	-3.9
02/10/2021	16.9	21.2	12.7	3.4	27.7	17.9	0.2	100%	50.8	49.0	-1.8
02/09/2021	17.2	20.6	12.4	3.2	28.7	17.9	0.0	100%	50.2	49.8	-0.4
02/08/2021	17.3	21.5	12.9	3.1	28.2	16.9	0.1	100%	51.7	48.2	-3.5
02/07/2021	17.3	21.5	13.0	2.8	28.6	16.5	0.3	100%	51.8	47.9	-3.9
02/06/2021	17.1	21.3	13.0	3.2	28.1	17.1	0.2	100%	51.4	48.4	-3.0
02/05/2021	16.9	21.3	13.1	3.2	28.0	17.4	0.1	100%	51.3	48.6	-2.7
02/04/2021	16.6	21.5	13.2	3.2	27.3	17.9	0.3	100%	51.3	48.4	-2.9
02/03/2021	16.8	21.4	13.0	3.2	27.7	17.7	0.2	100%	51.2	48.6	-2.6
02/02/2021	16.0	21.3	12.7	3.4	28.1	18.4	0.1	100%	50.0	49.9	-0.1
02/01/2021	16.5	21.3	12.5	3.4	28.2	18.0	0.1	100%	50.3	49.6	-0.7
01/31/2021	16.6	21.2	12.7	3.5	28.2	18.3	0.0	100%	50.5	50.0	-0.5
01/30/2021	16.6	21.1	12.4	3.7	28.0	18.5	0.0	100%	50.1	50.2	0.1
01/29/2021	17.2	21.1	12.5	3.8	27.0	18.6	0.0	100%	50.8	49.4	-1.4
01/28/2021	17.3	20.7	13.0	4.1	25.7	19.0	0.2	100%	51.0	48.8	-2.2
01/27/2021	17.7	21.1	12.7	3.9	25.7	18.7	0.2	100%	51.5	48.3	-3.2
01/26/2021	17.7	21.0	12.8	4.1	25.6	19.0	0.0	100%	51.5	48.7	-2.8
01/25/2021	17.5	21.1	12.9	4.1	25.9	19.1	-0.6	100%	51.5	49.1	-2.4
01/24/2021	17.6	20.8	12.8	4.1	25.7	19.3	0.0	100%	51.2	49.1	-2.1
01/23/2021	17.3	20.8	12.7	3.9	26.0	19.4	0.0	100%	50.8	49.3	-1.5
01/22/2021	17.2	20.8	13.2	3.8	25.7	19.6	0.0	100%	51.2	49.1	-2.1
01/21/2021	17.3	21.1	13.1	3.8	25.4	19.4	0.0	100%	51.5	48.6	-2.9
01/20/2021	17.2	21.4	13.2	4.0	25.8	19.5	-1.1	100%	51.8	49.3	-2.5
01/19/2021	16.7	21.1	13.3	4.2	25.3	19.5	0.0	100%	51.1	49.0	-2.1
01/18/2021	17.1	21.2	13.1	3.9	25.4	19.5	0.0	100%	51.4	48.8	-2.6
01/17/2021	16.9	21.1	12.9	3.9	25.0	19.8	0.4	100%	50.9	48.7	-2.2
01/16/2021	16.8	21.2	12.9	3.9	25.3	19.9	0.0	100%	50.9	49.1	-1.8
01/15/2021	16.8	21.3	13.3	3.8	25.2	19.7	0.0	100%	51.4	48.7	-2.7
01/14/2021	16.7	21.9	13.0	4.0	25.5	19.5	-0.6	100%	51.6	49.0	-2.6
01/13/2021	16.1	21.8	12.8	3.7	26.0	19.5	0.1	100%	50.7	49.2	-1.5
01/12/2021	16.1	21.8	13.0	3.6	25.7	19.7	0.1	100%	50.9	49.0	-1.9
01/11/2021	15.8	22.2	12.5	3.5	25.9	19.6	0.5	100%	50.5	49.0	-1.5
01/10/2021	16.5	21.8	12.7	3.8	25.7	19.4	0.1	100%	51.0	48.9	-2.1
01/09/2021	16.6	21.6	12.5	3.8	25.9	19.7	0.0	100%	50.7	49.4	-1.3
01/08/2021	16.0	22.1	12.8	4.0	25.4	19.6	0.1	100%	50.9	49.0	-1.9
01/07/2021	16.1	22.1	12.5	4.2	25.4	19.4	0.3	100%	50.7	49.0	-1.7
01/06/2021	16.0	22.1	12.2	4.1	26.2	19.1	0.3	100%	50.3	49.4	-0.9
01/05/2021	16.4	21.9	11.7	4.4	26.3	19.5	0.0	100%	50.0	50.2	0.2
01/04/2021	15.8	22.0	12.2	4.1	26.4	19.4	0.1	100%	50.0	49.9	-0.1

Date	Less than a week	For a week	For two weeks	For three weeks	For a month	For more than a month	Don't know/Can't say	Total	Total : Less than 3 weeks	Total : More than 3 weeks	Net Prepare
01/03/2021	16.5	21.9	12.6	4.2	26.1	19.2	0.0	100%	51.0	49.5	-1.5
01/02/2021	16.3	22.3	12.7	4.2	25.9	19.1	0.0	100%	51.3	49.2	-2.1
01/01/2021	16.4	22.4	12.9	4.2	25.3	18.7	0.1	100%	51.7	48.2	-3.5
12/31/2020	15.6	22.6	13.1	4.2	26.1	18.8	0.0	100%	51.3	49.1	-2.2
12/30/2020	15.4	22.2	13.3	4.2	26.0	19.3	0.0	100%	50.9	49.5	-1.4
12/29/2020	15.7	22.0	13.0	4.1	26.0	19.2	0.0	100%	50.7	49.3	-1.4
12/28/2020	15.5	21.9	13.2	4.1	26.2	19.6	0.0	100%	50.6	49.9	-0.7
12/27/2020	15.8	21.7	13.1	4.0	25.9	19.6	0.0	100%	50.6	49.5	-1.1
12/26/2020	15.4	21.9	13.2	3.8	26.4	19.7	0.0	100%	50.5	49.9	-0.6
12/25/2020	15.9	22.1	13.7	3.8	25.8	19.8	-1.1	100%	51.7	49.4	-2.3
12/24/2020	16.1	21.5	13.4	3.8	25.8	19.5	0.0	100%	51.0	49.1	-1.9
12/23/2020	16.0	21.7	13.4	3.8	25.8	19.6	0.0	100%	51.1	49.2	-1.9
12/22/2020	15.9	21.2	13.2	4.0	25.9	19.7	0.1	100%	50.3	49.6	-0.7
12/21/2020	16.0	21.0	13.5	3.9	25.9	19.9	0.0	100%	50.5	49.7	-0.8
12/20/2020	15.7	21.0	13.5	4.1	25.7	20.1	0.0	100%	50.2	49.9	-0.3
12/19/2020	16.0	21.2	13.2	3.8	25.6	20.1	0.1	100%	50.4	49.5	-0.9
12/18/2020	16.1	21.0	13.3	3.7	25.9	20.3	0.0	100%	50.4	49.9	-0.5
12/17/2020	16.4	20.7	13.0	3.8	25.8	20.8	0.0	100%	50.1	50.4	0.3
12/16/2020	16.7	19.9	13.2	3.8	25.5	20.8	0.1	100%	49.8	50.1	0.3
12/15/2020	17.0	20.2	12.9	3.9	25.9	21.0	-0.9	100%	50.1	50.8	0.7
12/14/2020	16.8	20.1	12.9	4.1	25.8	20.9	-0.6	100%	49.8	50.8	1.0
12/13/2020	17.0	20.2	12.6	3.8	25.8	20.9	0.0	100%	49.8	50.5	0.7
12/12/2020	17.0	20.2	12.6	3.8	25.8	20.9	0.0	100%	49.8	50.5	0.7
12/11/2020	17.0	20.1	12.7	3.9	25.1	21.2	0.0	100%	49.8	50.2	0.4
12/10/2020	17.1	20.3	12.6	3.7	25.2	21.0	0.1	100%	50.0	49.9	-0.1
12/09/2020	16.8	20.2	12.2	3.8	25.5	21.9	0.0	100%	49.2	51.2	2.0
12/08/2020	16.9	19.6	12.7	4.1	25.0	21.7	0.0	100%	49.2	50.8	1.6
12/07/2020	16.7	19.9	12.3	3.9	25.4	21.7	0.1	100%	48.9	51.0	2.1
12/06/2020	17.0	19.7	12.2	3.9	25.3	21.8	0.1	100%	48.9	51.0	2.1
12/05/2020	16.8	20.0	12.2	4.0	25.2	21.6	0.2	100%	49.0	50.8	1.8
12/04/2020	16.3	19.8	12.4	3.8	25.8	21.3	0.6	100%	48.5	50.9	2.4
12/03/2020	16.0	20.7	12.6	4.2	25.8	21.2	0.0	100%	49.3	51.2	1.9
12/02/2020	15.6	20.8	12.9	3.9	26.4	20.6	0.0	100%	49.3	50.9	1.6
12/01/2020	14.7	21.0	13.3	4.0	26.6	20.4	0.0	100%	49.0	51.0	2.0
11/30/2020	14.7	21.1	13.4	4.0	26.4	20.3	0.1	100%	49.2	50.7	1.5
11/29/2020	14.7	21.1	13.4	4.0	26.4	20.3	0.1	100%	49.2	50.7	1.5
11/28/2020	14.7	21.1	13.4	4.0	26.4	20.3	0.1	100%	49.2	50.7	1.5
11/27/2020	14.7	21.1	13.4	4.0	26.4	20.3	0.1	100%	49.2	50.7	1.5
11/26/2020	14.4	21.0	13.4	4.0	26.8	20.5	0.0	100%	48.8	51.3	2.5
11/25/2020	13.9	20.6	13.3	3.9	27.5	20.7	0.1	100%	47.8	52.1	4.3
11/24/2020	14.3	21.3	13.4	3.9	27.2	20.1	0.0	100%	49.0	51.2	2.2
11/23/2020	14.9	20.9	13.5	3.5	27.6	20.0	0.0	100%	49.3	51.1	1.8
11/22/2020	14.4	21.3	13.5	3.5	27.7	20.2	-0.6	100%	49.2	51.4	2.2
11/21/2020	14.5	21.1	13.1	3.8	27.6	20.2	0.0	100%	48.7	51.6	2.9
11/20/2020	15.2	20.5	13.0	3.8	27.2	20.3	0.0	100%	48.7	51.3	2.6
11/19/2020	15.2	20.4	12.7	3.9	27.2	20.2	0.4	100%	48.3	51.3	3.0
11/18/2020	15.4	20.2	13.0	4.0	27.4	20.3	0.0	100%	48.6	51.7	3.1
11/17/2020	15.5	20.3	12.0	3.9	27.4	20.8	0.1	100%	47.8	52.1	4.3
11/16/2020	15.9	20.1	11.2	4.1	27.8	21.1	0.0	100%	47.2	53.0	5.8
11/15/2020	15.9	20.1	11.2	4.1	27.8	21.1	0.0	100%	47.2	53.0	5.8
11/14/2020	15.8	20.2	11.4	4.2	27.2	21.3	0.0	100%	47.4	52.7	5.3
11/13/2020	15.8	20.2	11.4	4.2	27.2	21.3	0.0	100%	47.4	52.7	5.3
11/12/2020	15.9	20.1	11.5	4.1	27.3	21.3	0.0	100%	47.5	52.7	5.2
11/11/2020	15.9	19.6	11.3	4.3	27.7	21.1	0.1	100%	46.8	53.1	6.3
11/10/2020	16.1	19.5	11.7	4.0	25.6	21.7	1.4	100%	47.3	51.3	4.0
11/09/2020	15.8	19.2	11.7	4.3	27.2	21.9	0.0	100%	46.7	53.4	6.7
11/08/2020	15.1	19.0	11.6	4.7	26.9	22.4	0.3	100%	45.7	54.0	8.3
11/07/2020	15.1	19.0	11.6	4.7	26.9	22.4	0.3	100%	45.7	54.0	8.3
11/06/2020	14.7	18.9	11.8	4.4	27.1	22.8	0.3	100%	45.4	54.3	8.9
11/05/2020	14.5	19.3	11.7	4.2	27.2	22.6	0.5	100%	45.5	54.0	8.5
11/04/2020	14.2	19.3	12.4	4.3	27.5	22.4	0.0	100%	45.9	54.2	8.3

Date	Less than a week	For a week	For two weeks	For three weeks	For a month	For more than a month	Don't know/Can't say	Total	Total : Less than 3 weeks	Total : More than 3 weeks	Net Prepare
11/03/2020	14.2	18.9	12.8	3.9	27.9	22.8	0.0	100%	45.9	54.6	8.7
11/02/2020	14.9	18.5	12.8	3.9	27.7	22.3	0.0	100%	46.2	53.9	7.7
11/01/2020	14.6	18.3	13.2	3.8	27.9	22.1	0.1	100%	46.1	53.8	7.7
10/31/2020	14.0	19.0	13.3	3.3	28.6	22.0	0.0	100%	46.3	53.9	7.6
10/30/2020	13.9	18.5	13.6	3.4	28.4	22.3	0.0	100%	46.0	54.1	8.1
10/29/2020	14.0	18.4	13.7	3.5	28.2	22.3	0.0	100%	46.1	54.0	7.9
10/28/2020	13.7	18.9	13.8	3.6	28.3	22.4	-0.7	100%	46.4	54.3	7.9
10/27/2020	14.1	18.6	13.7	3.7	27.9	22.2	0.0	100%	46.4	53.8	7.4
10/26/2020	14.1	18.3	13.5	3.7	27.8	22.4	0.2	100%	45.9	53.9	8.0
10/25/2020	14.1	18.6	13.4	3.4	27.1	23.0	0.4	100%	46.1	53.5	7.4
10/24/2020	13.7	18.7	12.7	4.4	27.9	22.4	0.2	100%	45.1	54.7	9.6
10/23/2020	14.2	18.4	12.7	4.2	28.3	22.6	0.0	100%	45.3	55.1	9.8
10/22/2020	13.5	18.8	13.0	4.8	27.9	22.1	0.0	100%	45.3	54.8	9.5
10/21/2020	13.8	19.0	12.9	4.8	27.8	22.2	0.0	100%	45.7	54.8	9.1
10/20/2020	13.5	18.7	13.1	5.7	27.3	22.2	0.0	100%	45.3	55.2	9.9
10/19/2020	13.3	18.5	12.4	5.7	26.8	23.4	0.0	100%	44.2	55.9	11.7
10/18/2020	13.0	18.4	12.7	5.8	26.8	23.6	0.0	100%	44.1	56.2	12.1
10/17/2020	12.9	18.3	12.7	5.4	26.9	23.5	0.3	100%	43.9	55.8	11.9
10/16/2020	12.9	18.2	12.6	5.7	26.9	23.6	0.1	100%	43.7	56.2	12.5
10/15/2020	12.5	18.6	12.9	5.7	27.0	23.5	0.0	100%	44.0	56.2	12.2
10/14/2020	12.5	18.2	12.9	6.0	27.0	23.5	0.0	100%	43.6	56.5	12.9
10/13/2020	13.0	18.1	12.7	5.7	26.9	23.7	0.0	100%	43.8	56.3	12.5
10/12/2020	12.7	17.5	12.9	5.8	27.1	23.9	0.1	100%	43.1	56.8	13.7
10/11/2020	12.4	17.5	13.1	5.7	27.5	24.1	0.0	100%	43.0	57.3	14.3
10/10/2020	12.4	17.6	12.9	5.4	27.5	24.1	0.1	100%	42.9	57.0	14.1
10/09/2020	11.7	17.3	13.7	5.1	26.8	25.1	0.3	100%	42.7	57.0	14.3
10/08/2020	11.5	18.0	13.7	5.1	26.9	24.8	0.0	100%	43.2	56.8	13.0
10/07/2020	11.9	16.9	13.5	4.8	27.8	24.4	0.7	100%	42.3	57.0	14.7
10/06/2020	11.1	17.2	13.3	4.4	28.8	24.3	0.9	100%	41.6	57.5	15.9
10/05/2020	11.3	17.1	12.2	4.4	26.6	24.6	3.8	100%	40.6	55.6	15.0
10/04/2020	11.3	16.2	13.1	4.4	26.0	25.4	3.6	100%	40.6	55.8	15.2
10/03/2020	11.7	16.3	12.8	4.6	25.8	25.3	3.5	100%	40.8	55.7	14.9
10/02/2020	12.4	17.4	11.4	5.7	25.1	23.6	4.4	100%	41.2	54.4	13.2
10/01/2020	12.9	17.2	11.6	5.5	25.2	23.2	4.4	100%	41.7	53.9	12.8
09/30/2020	13.3	18.7	12.0	5.1	23.1	21.8	6.0	100%	44.0	50.0	6.0
09/29/2020	14.0	14.2	9.9	3.5	21.8	25.9	10.7	100%	38.1	51.2	13.1
09/28/2020	15.3	12.4	10.9	6.1	21.7	17.5	16.1	100%	38.6	45.3	6.7
09/27/2020	16.0	13.4	11.3	5.7	20.5	17.1	16.0	100%	40.7	43.3	2.6
09/26/2020	14.9	17.3	14.4	3.9	19.7	18.4	11.4	100%	46.6	42.0	-4.6
09/25/2020	17.0	16.6	16.6	3.3	19.5	20.1	6.9	100%	50.2	42.9	-7.3
09/24/2020	16.1	18.9	15.6	3.7	19.5	18.9	7.3	100%	50.6	42.1	-8.5
09/23/2020	15.7	19.3	15.8	3.4	20.1	18.7	7.0	100%	50.8	42.2	-8.6
09/22/2020	15.8	19.0	15.0	3.3	21.8	19.8	5.3	100%	49.8	44.9	-4.9
09/21/2020	15.0	20.0	13.1	3.5	23.2	20.0	5.2	100%	48.1	46.7	-1.4
09/20/2020	14.5	20.2	13.1	3.6	23.1	20.3	5.2	100%	47.8	47.0	-0.8
09/19/2020	15.3	19.7	13.3	3.5	25.7	22.4	0.1	100%	48.3	51.6	3.3
09/18/2020	14.3	20.2	14.1	3.3	27.2	20.3	0.6	100%	48.6	50.8	2.2
09/17/2020	13.8	20.3	14.0	3.6	28.1	20.1	0.1	100%	48.1	51.8	3.7
09/16/2020	13.6	20.1	13.9	3.6	28.3	20.4	0.1	100%	47.6	52.3	4.7
09/15/2020	13.1	20.3	13.4	3.5	28.8	20.3	0.6	100%	46.8	52.6	5.8
09/14/2020	13.2	20.3	13.6	3.2	28.8	20.8	0.1	100%	47.1	52.8	5.7
09/13/2020	13.2	20.4	13.2	3.3	28.8	20.8	0.3	100%	46.8	52.9	6.1
09/12/2020	13.5	20.5	13.4	3.1	28.9	20.9	0.0	100%	47.4	52.9	5.5
09/11/2020	13.5	20.3	13.9	3.3	28.7	20.7	0.0	100%	47.7	52.7	5.0
09/10/2020	13.6	20.0	13.7	3.5	28.6	20.5	0.1	100%	47.3	52.6	5.3
09/09/2020	13.9	20.0	14.0	3.6	28.4	20.7	-0.6	100%	47.9	52.7	4.8
09/08/2020	13.7	20.0	14.1	3.7	28.3	20.7	0.0	100%	47.8	52.7	4.9
09/07/2020	13.5	19.5	14.1	3.3	28.7	21.0	0.0	100%	47.1	53.0	5.9
09/06/2020	13.9	18.7	14.0	3.2	28.7	21.2	0.3	100%	46.6	53.1	6.5
09/05/2020	13.8	18.8	14.3	3.4	28.7	21.2	0.0	100%	46.9	53.3	6.4
09/04/2020	13.7	18.7	14.9	3.4	28.0	21.1	0.2	100%	47.3	52.5	5.2

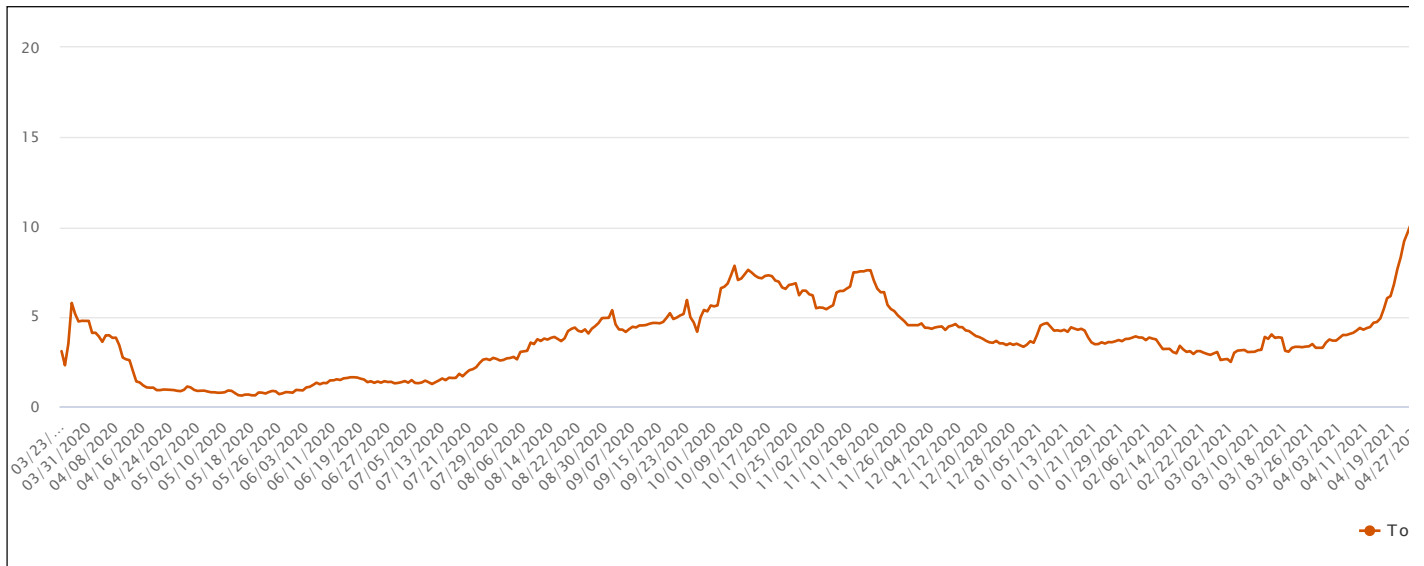
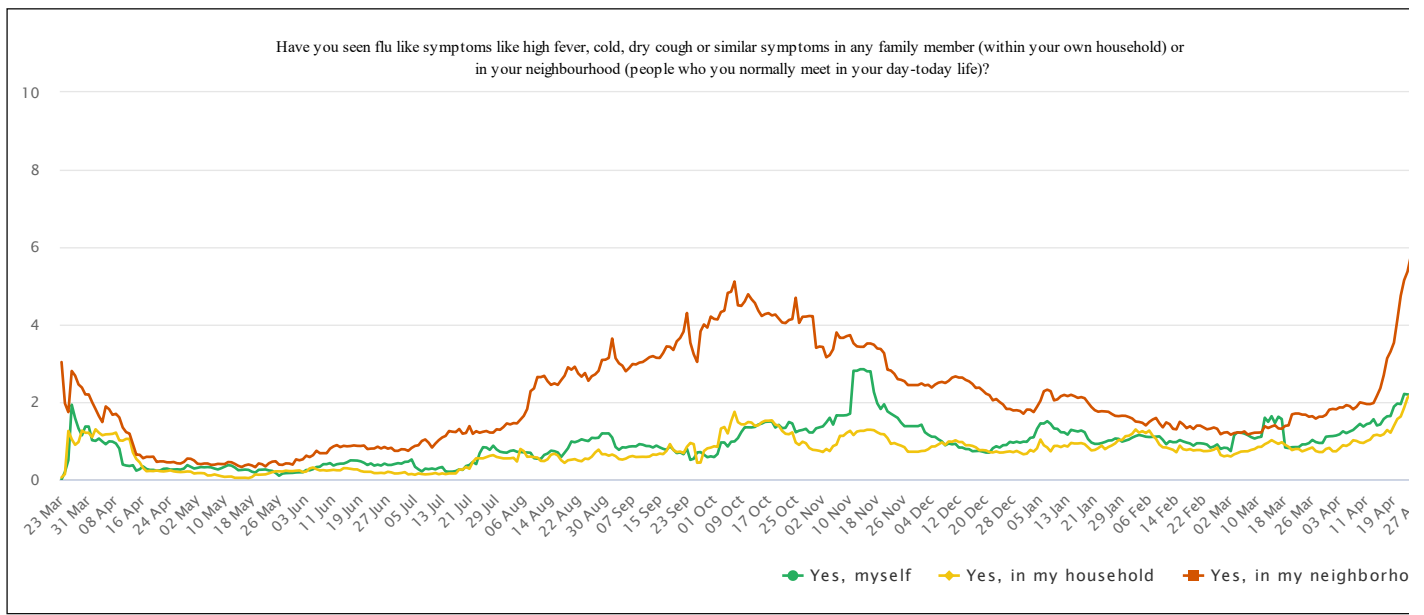


Date	Less than a week	For a week	For two weeks	For three weeks	For a month	For more than a month	Don't know/Can't say	Total	Total : Less than 3 weeks	Total : More than 3 weeks	Net Prepare
09/03/2020	12.9	19.1	14.9	3.6	27.6	21.3	0.6	100%	46.9	52.5	5.6
09/02/2020	13.1	19.6	14.4	3.4	27.0	21.9	0.6	100%	47.1	52.3	5.2
09/01/2020	14.2	20.2	14.7	3.2	25.4	21.7	0.6	100%	49.1	50.3	1.2
08/31/2020	14.0	20.7	15.5	3.2	24.6	22.0	0.0	100%	50.2	49.8	-0.4
08/30/2020	14.0	20.6	15.5	3.4	23.4	21.8	1.3	100%	50.1	48.6	-1.5
08/29/2020	14.0	20.5	15.5	3.5	23.5	21.8	1.2	100%	50.0	48.8	-1.2
08/28/2020	13.6	20.4	15.9	3.9	25.1	21.1	0.0	100%	49.9	50.1	0.2
08/27/2020	13.4	20.7	16.1	4.4	25.1	20.6	0.0	100%	50.2	50.1	-0.1
08/26/2020	13.1	20.3	16.2	3.9	24.9	21.1	0.5	100%	49.6	49.9	0.3
08/25/2020	11.9	21.2	16.2	3.9	25.4	20.7	0.7	100%	49.3	50.0	0.7
08/24/2020	11.7	21.3	16.3	4.4	25.5	20.6	0.2	100%	49.3	50.5	1.2
08/23/2020	12.0	21.3	16.4	4.5	24.9	20.6	0.3	100%	49.7	50.0	0.3
08/22/2020	12.0	21.4	16.4	4.4	25.3	20.6	0.0	100%	49.8	50.3	0.5
08/21/2020	12.1	21.1	16.2	3.8	25.3	21.0	0.5	100%	49.4	50.1	0.7
08/20/2020	12.4	20.7	16.1	4.7	25.5	20.4	0.2	100%	49.2	50.6	1.4
08/19/2020	12.7	20.4	16.1	4.4	26.7	19.3	0.4	100%	49.2	50.4	1.2
08/18/2020	12.7	19.8	15.4	4.6	27.3	19.8	0.4	100%	47.9	51.7	3.8
08/17/2020	12.2	19.3	16.1	4.6	28.1	19.9	0.0	100%	47.6	52.6	5.0
08/16/2020	11.4	18.7	16.1	5.2	28.1	20.0	0.5	100%	46.2	53.3	7.1
08/15/2020	11.7	18.5	16.2	4.9	27.8	20.6	0.3	100%	46.4	53.3	6.9
08/14/2020	12.0	18.0	15.7	4.7	27.9	21.4	0.3	100%	45.7	54.0	8.3
08/13/2020	13.0	18.5	16.1	4.4	25.6	21.2	1.2	100%	47.6	51.2	3.6
08/12/2020	13.4	18.9	15.5	4.1	25.5	21.5	1.1	100%	47.8	51.1	3.3
08/11/2020	13.0	19.6	15.6	3.8	25.7	20.8	1.5	100%	48.2	50.3	2.1
08/10/2020	12.8	19.7	15.9	4.0	25.7	20.8	1.1	100%	48.4	50.5	2.1
08/09/2020	12.7	19.8	15.9	3.6	25.8	21.0	1.2	100%	48.4	50.4	2.0
08/08/2020	12.5	20.1	15.9	3.9	25.7	20.9	1.0	100%	48.5	50.5	2.0
08/07/2020	12.2	20.6	16.0	3.8	25.3	21.1	1.0	100%	48.8	50.2	1.4
08/06/2020	12.4	20.0	15.6	3.8	26.3	21.0	0.9	100%	48.0	51.1	3.1
08/05/2020	11.9	20.1	15.6	3.9	26.5	20.9	1.1	100%	47.6	51.3	3.7
08/04/2020	12.0	20.7	15.3	3.4	26.9	20.5	1.2	100%	48.0	50.8	2.8
08/03/2020	11.7	19.1	16.1	3.2	28.0	20.6	1.3	100%	46.9	51.8	4.9
08/02/2020	11.9	18.9	16.1	3.2	27.7	20.6	1.6	100%	46.9	51.5	4.6
08/01/2020	11.2	19.7	18.3	3.1	25.6	20.7	1.4	100%	49.2	49.4	0.2
07/31/2020	11.3	19.9	18.1	3.3	25.9	20.6	0.9	100%	49.3	49.8	0.5
07/30/2020	11.1	20.1	18.1	3.5	25.9	19.7	1.6	100%	49.3	49.1	-0.2
07/29/2020	11.4	19.8	17.8	3.0	26.3	20.0	1.7	100%	49.0	49.3	0.3
07/28/2020	10.4	19.4	18.0	3.6	25.7	21.2	1.7	100%	47.8	50.5	2.7
07/27/2020	10.3	18.7	17.9	3.8	26.2	21.1	2.0	100%	46.9	51.1	4.2
07/26/2020	11.0	17.8	18.9	3.8	25.9	21.8	0.8	100%	47.7	51.5	3.8
07/25/2020	11.0	19.7	15.8	3.9	26.6	22.2	0.8	100%	46.5	52.7	6.2
07/24/2020	12.6	18.9	14.8	4.2	27.2	21.6	0.7	100%	46.3	53.0	6.7
07/23/2020	12.9	18.4	14.2	4.7	27.4	21.8	0.6	100%	45.5	53.9	8.4
07/22/2020	12.2	19.0	13.5	5.0	27.7	21.6	1.0	100%	44.7	54.3	9.6
07/21/2020	12.3	19.8	13.5	4.6	27.3	21.1	1.4	100%	45.6	53.0	7.4
07/20/2020	11.8	18.7	13.5	4.6	27.6	22.3	1.5	100%	44.0	54.5	10.5
07/19/2020	11.3	19.0	12.7	5.2	27.3	23.1	1.4	100%	43.0	55.6	12.6
07/18/2020	10.5	19.3	13.1	5.2	26.9	23.5	1.5	100%	42.9	55.6	12.7
07/17/2020	10.7	19.1	13.2	5.3	27.0	23.9	0.8	100%	43.0	56.2	13.2
07/16/2020	10.5	19.3	13.2	5.3	26.9	24.4	0.4	100%	43.0	56.6	13.6
07/15/2020	10.3	19.8	13.1	5.3	26.7	24.3	0.5	100%	43.2	56.3	13.1
07/14/2020	10.3	19.5	12.7	5.0	26.8	24.4	1.3	100%	42.5	56.2	13.7
07/13/2020	10.4	19.5	13.2	4.8	27.0	23.8	1.3	100%	43.1	55.6	12.5
07/12/2020	11.0	19.6	13.8	4.7	26.5	23.0	1.4	100%	44.4	54.2	9.8
07/11/2020	10.8	20.0	13.7	4.4	27.1	22.6	1.4	100%	44.5	54.1	9.6
07/10/2020	10.9	19.9	14.3	4.8	27.0	22.0	1.1	100%	45.1	53.8	8.7
07/09/2020	11.2	20.5	13.7	4.5	26.7	22.1	1.3	100%	45.4	53.3	7.9
07/08/2020	10.2	18.0	13.8	3.9	27.9	21.6	4.6	100%	42.0	53.4	11.4
07/07/2020	11.7	16.9	13.1	4.0	27.6	22.2	4.5	100%	41.7	53.8	12.1
07/06/2020	12.7	16.6	13.6	4.0	27.1	22.1	3.9	100%	42.9	53.2	10.3
07/05/2020	12.8	16.5	13.5	4.3	27.4	21.5	4.0	100%	42.8	53.2	10.4

Date	Less than a week	For a week	For two weeks	For three weeks	For a month	For more than a month	Don't know/Can't say	Total	Total : Less than 3 weeks	Total : More than 3 weeks	Net Prepare
07/04/2020	13.8	16.1	13.9	3.9	27.9	20.6	3.8	100%	43.8	52.4	8.6
07/03/2020	13.5	16.5	13.0	4.6	27.1	21.4	3.9	100%	43.0	53.1	10.1
07/02/2020	13.3	16.9	12.8	4.3	27.5	21.7	3.5	100%	43.0	53.5	10.5
07/01/2020	13.3	17.7	12.9	4.3	27.0	21.0	3.8	100%	43.9	52.3	8.4
06/30/2020	13.0	17.3	13.1	4.9	26.7	21.4	3.6	100%	43.4	53.0	9.6
06/29/2020	13.0	17.3	13.3	4.4	29.5	20.9	1.6	100%	43.6	54.8	11.2
06/28/2020	13.2	17.3	13.5	4.7	29.6	21.0	0.7	100%	44.0	55.3	11.3
06/27/2020	12.7	17.6	14.1	4.8	29.2	20.9	0.7	100%	44.4	54.9	10.5
06/26/2020	12.9	17.6	14.3	4.7	28.6	20.7	1.2	100%	44.8	54.0	9.2
06/25/2020	12.1	17.8	14.1	4.5	28.7	21.5	1.3	100%	44.0	54.7	10.7
06/24/2020	12.0	18.2	13.9	4.6	28.1	21.9	1.3	100%	44.1	54.6	10.5
06/23/2020	11.8	18.1	13.8	4.3	28.3	22.0	1.7	100%	43.7	54.6	10.9
06/22/2020	11.9	19.0	14.5	4.7	26.7	22.1	1.1	100%	45.4	53.5	8.1
06/21/2020	11.9	19.4	14.4	4.6	27.1	22.5	0.1	100%	45.7	54.2	8.5
06/20/2020	11.8	19.2	14.4	4.6	27.0	22.3	0.7	100%	45.4	53.9	8.5
06/19/2020	11.5	19.4	14.8	4.4	27.2	22.2	0.5	100%	45.7	53.8	8.1
06/18/2020	12.0	19.3	15.0	4.0	27.2	21.5	1.0	100%	46.3	52.7	6.4
06/17/2020	11.5	19.9	15.5	4.1	26.7	21.2	1.1	100%	46.9	52.0	5.1
06/16/2020	11.5	19.8	15.4	4.0	26.6	21.5	1.2	100%	46.7	52.1	5.4
06/15/2020	12.3	19.2	15.2	3.7	27.2	21.2	1.2	100%	46.7	52.1	5.4
06/14/2020	12.5	18.7	15.1	3.8	28.2	21.4	0.3	100%	46.3	53.4	7.1
06/13/2020	12.1	19.6	15.1	4.0	28.0	21.1	0.1	100%	46.8	53.1	6.3
06/12/2020	11.7	19.9	14.6	3.7	28.7	21.5	0.0	100%	46.2	53.9	7.7
06/11/2020	11.8	20.0	14.8	4.1	27.5	21.2	0.6	100%	46.6	52.8	6.2
06/10/2020	12.2	20.0	15.1	4.3	27.0	21.2	0.2	100%	47.3	52.5	5.2
06/09/2020	12.3	19.8	15.6	4.4	27.0	20.7	0.2	100%	47.7	52.1	4.4
06/08/2020	12.3	19.9	15.7	4.4	27.0	20.7	0.0	100%	47.9	52.1	4.2
06/07/2020	12.3	20.6	15.9	4.2	26.7	20.6	0.0	100%	48.8	51.5	2.7
06/06/2020	12.1	20.7	15.9	3.8	26.6	21.1	0.0	100%	48.7	51.5	2.8
06/05/2020	11.8	21.6	15.9	3.9	25.9	21.3	0.0	100%	49.3	51.1	1.8
06/04/2020	11.7	21.4	16.4	3.9	25.6	21.3	0.0	100%	49.5	50.8	1.3
06/03/2020	12.2	21.6	16.4	3.6	24.9	21.0	0.3	100%	50.2	49.5	-0.7
06/02/2020	12.6	20.7	16.4	3.6	25.7	20.7	0.3	100%	49.7	50.0	0.3
06/01/2020	13.0	20.9	16.4	3.7	25.1	21.1	0.0	100%	50.3	49.9	-0.4
05/31/2020	11.9	21.8	16.4	4.3	23.9	21.5	0.2	100%	50.1	49.7	-0.4
05/30/2020	11.9	22.3	16.8	4.3	23.2	21.6	0.0	100%	51.0	49.1	-1.9
05/29/2020	12.4	20.3	16.5	4.4	23.1	22.9	0.4	100%	49.2	50.4	1.2
05/28/2020	12.1	20.5	16.9	4.9	23.3	22.3	0.0	100%	49.5	50.5	1.0
05/27/2020	11.9	21.0	17.1	3.7	23.0	23.0	0.3	100%	50.0	49.7	-0.3
05/26/2020	11.7	21.1	16.4	3.6	23.4	23.3	0.5	100%	49.2	50.3	1.1
05/25/2020	11.9	21.8	16.8	3.7	22.9	23.1	0.0	100%	50.5	49.7	-0.8
05/24/2020	12.4	22.3	16.9	3.8	21.9	23.3	-0.6	100%	51.6	49.0	-2.6
05/23/2020	12.5	22.3	16.0	3.7	21.8	23.9	0.0	100%	50.8	49.4	-1.4
05/22/2020	13.0	21.8	17.1	3.9	21.3	22.0	0.9	100%	51.9	47.2	-4.7
05/21/2020	13.4	22.5	16.7	4.1	21.3	22.1	0.0	100%	52.6	47.5	-5.1
05/20/2020	13.3	22.6	16.5	4.0	21.3	22.1	0.2	100%	52.4	47.4	-5.0
05/19/2020	14.0	23.1	17.2	4.4	20.6	21.1	0.0	100%	54.3	46.1	-8.2
05/18/2020	14.1	23.9	17.2	3.9	21.6	19.1	0.2	100%	55.2	44.6	-10.6
05/17/2020	13.5	24.5	17.2	4.0	21.7	19.0	0.1	100%	55.2	44.7	-10.5
05/16/2020	13.5	24.5	17.7	4.0	21.7	18.6	0.0	100%	55.7	44.3	-11.4
05/15/2020	12.8	25.3	17.2	4.3	21.3	18.8	0.3	100%	55.3	44.4	-10.9
05/14/2020	13.9	25.0	17.3	4.8	21.5	18.1	-0.6	100%	56.2	44.4	-11.8
05/13/2020	14.2	25.1	17.0	4.5	21.7	17.3	0.2	100%	56.3	43.5	-12.8
05/12/2020	14.2	24.8	17.1	4.4	22.0	17.9	0.0	100%	56.1	44.3	-11.8
05/11/2020	14.1	24.6	17.0	4.3	21.9	18.2	0.0	100%	55.7	44.4	-11.3
05/10/2020	14.2	23.9	16.9	4.4	22.6	18.0	0.0	100%	55.0	45.0	-10.0
05/09/2020	14.4	23.5	16.8	4.4	22.9	17.5	0.5	100%	54.7	44.8	-9.9
05/08/2020	14.5	23.1	17.0	4.4	23.5	17.2	0.3	100%	54.6	45.1	-9.5
05/07/2020	14.3	23.3	17.3	4.5	23.3	17.5	0.0	100%	54.9	45.3	-9.6
05/06/2020	13.9	23.3	17.5	4.6	23.1	17.4	0.2	100%	54.7	45.1	-9.6
05/05/2020	13.4	23.1	17.5	4.8	23.3	17.7	0.2	100%	54.0	45.8	-8.2

Date	Less than a week	For a week	For two weeks	For three weeks	For a month	For more than a month	Don't know/Can't say	Total	Total : Less than 3 weeks	Total : More than 3 weeks	Net Prepare
05/04/2020	13.1	22.8	18.4	4.8	23.5	17.2	0.2	100%	54.3	45.5	-8.1
05/03/2020	13.2	22.7	18.6	4.9	23.3	17.3	0.0	100%	54.5	45.5	-9.0
05/02/2020	13.2	22.8	18.4	5.2	23.4	17.5	0.0	100%	54.4	46.1	-8.5
05/01/2020	12.9	23.4	18.7	5.3	23.0	17.1	0.0	100%	55.0	45.4	-9.0
04/30/2020	12.7	23.3	19.1	5.3	22.7	16.5	0.4	100%	55.1	44.5	-10.0
04/29/2020	12.6	23.4	19.0	5.4	22.9	17.1	0.0	100%	55.0	45.4	-9.0
04/28/2020	12.2	23.2	19.0	5.3	23.1	17.3	0.0	100%	54.4	45.7	-8.1
04/27/2020	12.1	23.4	19.0	5.5	22.7	17.3	0.0	100%	54.5	45.5	-9.0
04/26/2020	11.9	23.5	19.3	5.5	22.7	17.1	0.0	100%	54.7	45.3	-9.4
04/25/2020	12.0	24.0	19.3	5.3	22.7	16.5	0.2	100%	55.3	44.5	-10.0
04/24/2020	12.3	24.1	19.8	5.6	22.1	16.4	0.0	100%	56.2	44.1	-12.0
04/23/2020	12.3	24.3	20.4	5.3	21.8	16.3	0.0	100%	57.0	43.4	-13.0
04/22/2020	12.2	24.4	20.3	5.5	21.9	16.1	0.0	100%	56.9	43.5	-13.0
04/21/2020	12.3	24.5	20.4	5.6	21.9	15.8	0.0	100%	57.2	43.3	-13.0
04/20/2020	12.1	24.4	20.4	5.6	21.7	15.6	0.2	100%	56.9	42.9	-14.0
04/19/2020	12.1	24.6	20.7	5.8	21.4	15.8	0.0	100%	57.4	43.0	-14.0
04/18/2020	12.0	24.3	21.0	5.7	21.3	15.7	0.0	100%	57.3	42.7	-14.0
04/17/2020	11.7	24.4	21.0	5.7	21.2	15.7	0.3	100%	57.1	42.6	-14.0
04/16/2020	11.7	24.2	21.7	5.7	21.4	14.6	0.7	100%	57.6	41.7	-15.0
04/15/2020	11.8	24.6	21.1	5.7	21.8	14.5	0.5	100%	57.5	42.0	-15.0
04/14/2020	12.1	24.8	21.6	5.7	21.5	14.1	0.2	100%	58.5	41.3	-17.0
04/13/2020	11.4	25.3	21.9	6.2	21.4	13.8	0.0	100%	58.6	41.4	-17.0
04/12/2020	11.2	25.9	22.5	6.5	20.5	13.5	0.0	100%	59.6	40.5	-19.0
04/11/2020	10.8	27.9	22.1	5.5	20.5	13.5	0.0	100%	60.8	39.5	-21.0
04/10/2020	11.2	27.8	22.2	5.8	19.5	13.5	0.0	100%	61.2	38.8	-22.0
04/09/2020	10.9	28.5	21.7	6.0	19.9	13.4	0.0	100%	61.1	39.3	-21.0
04/08/2020	11.0	28.9	21.7	6.0	19.3	13.1	0.0	100%	61.6	38.4	-23.0
04/07/2020	11.4	28.9	21.5	6.0	19.3	12.9	0.0	100%	61.8	38.2	-23.0
04/06/2020	11.6	29.7	21.3	6.2	18.6	12.7	0.0	100%	62.6	37.5	-25.0
04/05/2020	16.3	28.1	20.2	5.7	17.5	12.2	0.0	100%	64.6	35.4	-29.0
04/04/2020	22.0	27.3	18.5	5.2	16.7	10.3	0.0	100%	67.8	32.2	-35.0
04/03/2020	28.6	26.3	17.1	4.8	14.3	8.8	0.1	100%	72.0	27.9	-44.0
04/02/2020	34.1	24.8	15.9	4.5	13.2	7.3	0.2	100%	74.8	25.0	-49.0
04/01/2020	38.3	23.4	14.5	3.9	12.6	7.0	0.3	100%	76.2	23.5	-52.0
03/31/2020	47.3	20.2	8.5	2.2	7.5	4.3	10.0	100%	76.0	14.0	-62.0
03/30/2020	49.5	19.5	7.6	1.9	6.8	4.2	10.5	100%	76.6	12.9	-63.0
03/29/2020	51.7	19.0	6.9	2.0	6.4	3.4	10.6	100%	77.6	11.8	-65.0
03/28/2020	53.3	19.0	6.4	1.8	5.9	3.1	10.5	100%	78.7	10.8	-67.0
03/27/2020	56.4	18.0	5.7	1.4	5.5	2.6	10.4	100%	80.1	9.5	-70.0
03/26/2020	59.2	17.1	5.0	1.1	4.9	2.1	10.6	100%	81.3	8.1	-73.0
03/25/2020	63.3	16.2	4.0	1.0	3.5	1.8	10.2	100%	83.5	6.3	-77.0
03/24/2020	67.8	14.8	2.5	0.9	3.0	1.1	9.9	100%	85.1	5.0	-80.0
03/23/2020	71.3	14.2	1.1	0.7	2.0	0.5	10.2	100%	86.6	3.2	-83.0
03/22/2020	77.2	12.9	0.0	0.0	0.0	0.0	9.9	100%	90.1	0.0	-90.0
03/21/2020	76.8	13.0	0.0	0.0	0.0	0.0	10.2	100%	89.8	0.0	-89.0
03/20/2020	77.1	12.7	0.0	0.0	0.0	0.0	10.2	100%	89.8	0.0	-89.0
03/19/2020	75.9	14.0	0.0	0.0	0.0	0.0	10.1	100%	89.9	0.0	-89.0
03/18/2020	75.7	14.0	0.0	0.0	0.0	0.0	10.3	100%	89.7	0.0	-89.0
03/17/2020	75.8	14.2	0.0	0.0	0.0	0.0	10.0	100%	90.0	0.0	-90.0
03/16/2020	77.1	13.0	0.0	0.0	0.0	0.0	9.9	100%	90.1	0.0	-90.0

**Have you seen flu like symptoms like high fever, cold, dry cough or similar symptoms in any family member (within your own household) or in your neighbour (people who you normally meet in your day-to-day life)?**



**Have you seen flu like symptoms like high fever, cold, dry cough or similar symptoms in any family member (within your own household) or in your neighbour (people who you normally meet in your day-today life)?**

Date	Yes, myself	Yes, in my household	Yes, in my neighborhood	Total
05/03/2021	3.186	3.108	8.849	15.143
05/02/2021	3.162	3.072	8.735	14.969
05/01/2021	3.091	3.015	8.619	14.725
04/30/2021	2.977	2.886	8.321	14.184
04/29/2021	2.841	2.703	7.850	13.394
04/28/2021	2.407	2.357	7.317	12.081
04/27/2021	2.422	2.359	6.805	11.586
04/26/2021	2.240	2.270	6.301	10.811
04/25/2021	2.271	2.271	6.107	10.649
04/24/2021	2.183	2.212	5.781	10.176
04/23/2021	2.196	2.111	5.369	9.676
04/22/2021	2.208	1.852	5.147	9.207
04/21/2021	1.947	1.626	4.746	8.319
04/20/2021	1.961	1.561	4.124	7.646
04/19/2021	1.881	1.387	3.532	6.800
04/18/2021	1.638	1.207	3.303	6.148
04/17/2021	1.631	1.277	3.129	6.037
04/16/2021	1.562	1.169	2.691	5.422
04/15/2021	1.422	1.129	2.356	4.907
04/14/2021	1.394	1.155	2.160	4.709
04/13/2021	1.556	1.137	1.975	4.668
04/12/2021	1.453	1.029	1.947	4.429
04/11/2021	1.430	0.991	1.948	4.369
04/10/2021	1.366	0.942	1.971	4.279
04/09/2021	1.436	0.954	1.991	4.381
04/08/2021	1.357	0.995	1.878	4.230
04/07/2021	1.278	1.013	1.813	4.104
04/06/2021	1.238	0.914	1.894	4.046
04/05/2021	1.195	0.866	1.921	3.982
04/04/2021	1.243	0.885	1.858	3.986
04/03/2021	1.166	0.802	1.861	3.829
04/02/2021	1.135	0.727	1.811	3.673
04/01/2021	1.120	0.728	1.822	3.670
03/31/2021	1.115	0.816	1.804	3.735
03/30/2021	1.104	0.788	1.669	3.561
03/29/2021	0.943	0.708	1.621	3.272
03/28/2021	0.943	0.708	1.621	3.272
03/27/2021	0.966	0.734	1.571	3.271
03/26/2021	1.021	0.826	1.634	3.481
03/25/2021	0.939	0.794	1.620	3.353
03/24/2021	0.906	0.758	1.673	3.337
03/23/2021	0.905	0.725	1.675	3.305
03/22/2021	0.836	0.787	1.703	3.326
03/21/2021	0.836	0.787	1.703	3.326
03/20/2021	0.833	0.758	1.682	3.273
03/19/2021	0.811	0.844	1.397	3.052
03/18/2021	0.826	0.894	1.384	3.104
03/17/2021	1.561	0.963	1.309	3.833
03/16/2021	1.621	0.918	1.319	3.858
03/15/2021	1.458	0.966	1.400	3.824
03/14/2021	1.634	1.016	1.368	4.018
03/13/2021	1.488	0.954	1.328	3.770
03/12/2021	1.595	0.910	1.374	3.879
03/11/2021	1.103	0.843	1.215	3.161
03/10/2021	1.087	0.840	1.210	3.137
03/09/2021	1.057	0.786	1.208	3.051
03/08/2021	1.093	0.764	1.187	3.044
03/07/2021	1.145	0.728	1.161	3.034

Date	Yes, myself	Yes, in my household	Yes, in my neighborhood	Total
03/06/2021	1.185	0.726	1.241	3.152
03/05/2021	1.209	0.720	1.204	3.133
03/04/2021	1.217	0.682	1.215	3.114
03/03/2021	1.147	0.649	1.198	2.994
03/02/2021	0.733	0.593	1.156	2.482
03/01/2021	0.811	0.616	1.221	2.648
02/28/2021	0.820	0.597	1.210	2.627
02/27/2021	0.788	0.633	1.168	2.589
02/26/2021	0.905	0.824	1.310	3.039
02/25/2021	0.850	0.769	1.342	2.961
02/24/2021	0.822	0.743	1.312	2.877
02/23/2021	0.902	0.733	1.295	2.930
02/22/2021	0.925	0.731	1.344	3.000
02/21/2021	0.935	0.760	1.391	3.086
02/20/2021	0.935	0.760	1.391	3.086
02/19/2021	0.873	0.748	1.304	2.925
02/18/2021	0.930	0.783	1.374	3.087
02/17/2021	0.953	0.762	1.326	3.041
02/16/2021	0.982	0.781	1.421	3.184
02/15/2021	1.019	0.873	1.490	3.382
02/14/2021	0.965	0.702	1.295	2.962
02/13/2021	0.962	0.766	1.307	3.035
02/12/2021	0.989	0.796	1.429	3.214
02/11/2021	0.910	0.826	1.474	3.210
02/10/2021	1.024	0.830	1.345	3.199
02/09/2021	1.113	0.901	1.451	3.465
02/08/2021	1.105	1.048	1.589	3.742
02/07/2021	1.100	1.134	1.547	3.781
02/06/2021	1.096	1.263	1.485	3.844
02/05/2021	1.104	1.199	1.396	3.699
02/04/2021	1.130	1.248	1.463	3.841
02/03/2021	1.149	1.209	1.486	3.844
02/02/2021	1.120	1.292	1.496	3.908
02/01/2021	1.081	1.180	1.575	3.836
01/31/2021	1.031	1.129	1.613	3.773
01/30/2021	1.003	1.117	1.643	3.763
01/29/2021	0.976	1.017	1.646	3.639
01/28/2021	1.049	1.021	1.635	3.705
01/27/2021	1.058	0.932	1.643	3.633
01/26/2021	1.010	0.879	1.691	3.580
01/25/2021	1.005	0.838	1.748	3.591
01/24/2021	0.968	0.782	1.757	3.507
01/23/2021	0.939	0.876	1.763	3.578
01/22/2021	0.920	0.809	1.750	3.479
01/21/2021	0.919	0.762	1.789	3.470
01/20/2021	0.953	0.750	1.872	3.575
01/19/2021	1.045	0.832	1.983	3.860
01/18/2021	1.221	0.913	2.099	4.233
01/17/2021	1.265	0.939	2.127	4.331
01/16/2021	1.239	0.929	2.107	4.275
01/15/2021	1.259	0.929	2.152	4.340
01/14/2021	1.282	0.944	2.187	4.413
01/13/2021	1.157	0.850	2.152	4.159
01/12/2021	1.216	0.877	2.184	4.277
01/11/2021	1.219	0.836	2.150	4.205
01/10/2021	1.307	0.868	2.069	4.244
01/09/2021	1.317	0.865	2.043	4.225
01/08/2021	1.435	0.725	2.281	4.441
01/07/2021	1.505	0.827	2.319	4.651
01/06/2021	1.444	0.883	2.278	4.605
01/05/2021	1.448	1.031	2.031	4.510

Date	Yes, myself	Yes, in my household	Yes, in my neighborhood	Total
01/04/2021	1.307	0.805	1.879	3.991
01/03/2021	1.089	0.721	1.740	3.550
01/02/2021	1.074	0.762	1.802	3.638
01/01/2021	0.972	0.666	1.806	3.444
12/31/2020	0.977	0.650	1.697	3.324
12/30/2020	0.950	0.693	1.769	3.412
12/29/2020	0.976	0.737	1.788	3.501
12/28/2020	0.949	0.704	1.782	3.435
12/27/2020	0.972	0.725	1.822	3.519
12/26/2020	0.890	0.714	1.820	3.424
12/25/2020	0.885	0.697	1.937	3.519
12/24/2020	0.824	0.694	2.000	3.518
12/23/2020	0.858	0.723	2.078	3.659
12/22/2020	0.807	0.698	2.044	3.549
12/21/2020	0.693	0.707	2.177	3.577
12/20/2020	0.695	0.749	2.216	3.660
12/19/2020	0.719	0.759	2.299	3.777
12/18/2020	0.739	0.757	2.372	3.868
12/17/2020	0.734	0.830	2.363	3.927
12/16/2020	0.729	0.867	2.466	4.062
12/15/2020	0.783	0.885	2.534	4.202
12/14/2020	0.787	0.883	2.572	4.242
12/13/2020	0.824	0.967	2.632	4.423
12/12/2020	0.824	0.967	2.632	4.423
12/11/2020	0.922	1.012	2.662	4.596
12/10/2020	0.907	0.973	2.630	4.510
12/09/2020	0.930	0.982	2.547	4.459
12/08/2020	0.882	0.893	2.491	4.266
12/07/2020	0.983	0.957	2.520	4.460
12/06/2020	1.035	0.906	2.500	4.441
12/05/2020	1.101	0.854	2.450	4.405
12/04/2020	1.105	0.851	2.374	4.330
12/03/2020	1.155	0.782	2.445	4.382
12/02/2020	1.220	0.741	2.428	4.389
12/01/2020	1.415	0.735	2.481	4.631
11/30/2020	1.377	0.716	2.438	4.531
11/29/2020	1.377	0.716	2.438	4.531
11/28/2020	1.377	0.716	2.438	4.531
11/27/2020	1.377	0.716	2.438	4.531
11/26/2020	1.376	0.833	2.537	4.746
11/25/2020	1.468	0.873	2.573	4.914
11/24/2020	1.590	0.903	2.592	5.085
11/23/2020	1.645	0.941	2.730	5.316
11/22/2020	1.699	0.919	2.812	5.430
11/21/2020	1.758	1.069	2.836	5.663
11/20/2020	1.942	1.167	3.262	6.371
11/19/2020	1.819	1.174	3.370	6.363
11/18/2020	1.966	1.217	3.383	6.566
11/17/2020	2.258	1.272	3.480	7.010
11/16/2020	2.793	1.284	3.512	7.589
11/15/2020	2.793	1.284	3.512	7.589
11/14/2020	2.847	1.256	3.426	7.529
11/13/2020	2.847	1.256	3.426	7.529
11/12/2020	2.807	1.237	3.437	7.481
11/11/2020	2.807	1.146	3.518	7.471
11/10/2020	1.699	1.257	3.728	6.684
11/09/2020	1.661	1.204	3.702	6.567
11/08/2020	1.653	1.126	3.658	6.437
11/07/2020	1.653	1.126	3.658	6.437
11/06/2020	1.656	0.900	3.797	6.353
11/05/2020	1.416	0.862	3.362	5.640

Date	Yes, myself	Yes, in my household	Yes, in my neighborhood	Total
11/04/2020	1.594	0.732	3.212	5.538
11/03/2020	1.474	0.788	3.155	5.417
11/02/2020	1.371	0.709	3.421	5.501
11/01/2020	1.346	0.739	3.434	5.519
10/31/2020	1.321	0.756	3.400	5.477
10/30/2020	1.212	0.766	4.216	6.194
10/29/2020	1.214	0.812	4.222	6.248
10/28/2020	1.309	0.937	4.206	6.452
10/27/2020	1.279	0.975	4.202	6.456
10/26/2020	1.260	0.893	4.043	6.196
10/25/2020	1.219	0.953	4.694	6.866
10/24/2020	1.447	1.217	4.143	6.807
10/23/2020	1.484	1.168	4.118	6.770
10/22/2020	1.333	1.180	4.038	6.551
10/21/2020	1.324	1.256	4.054	6.634
10/20/2020	1.410	1.390	4.156	6.956
10/19/2020	1.340	1.415	4.260	7.015
10/18/2020	1.499	1.527	4.236	7.262
10/17/2020	1.494	1.517	4.297	7.308
10/16/2020	1.487	1.516	4.272	7.275
10/15/2020	1.443	1.476	4.222	7.141
10/14/2020	1.419	1.399	4.362	7.180
10/13/2020	1.357	1.383	4.557	7.297
10/12/2020	1.344	1.469	4.656	7.469
10/11/2020	1.346	1.484	4.783	7.613
10/10/2020	1.347	1.423	4.599	7.369
10/09/2020	1.224	1.423	4.483	7.130
10/08/2020	1.069	1.480	4.497	7.046
10/07/2020	0.982	1.748	5.113	7.843
10/06/2020	0.975	1.503	4.849	7.327
10/05/2020	0.850	1.188	4.818	6.856
10/04/2020	0.956	1.355	4.359	6.670
10/03/2020	0.955	1.316	4.325	6.596
10/02/2020	0.658	0.842	4.133	5.633
10/01/2020	0.577	0.857	4.146	5.580
09/30/2020	0.598	0.823	4.207	5.628
09/29/2020	0.574	0.803	3.922	5.299
09/28/2020	0.641	0.734	4.004	5.379
09/27/2020	0.707	0.436	3.827	4.970
09/26/2020	0.698	0.431	3.035	4.164
09/25/2020	0.535	0.913	3.233	4.681
09/24/2020	0.506	0.943	3.531	4.980
09/23/2020	0.792	0.844	4.299	5.935
09/22/2020	0.652	0.682	3.818	5.152
09/21/2020	0.700	0.720	3.655	5.075
09/20/2020	0.680	0.707	3.567	4.954
09/19/2020	0.768	0.761	3.344	4.873
09/18/2020	0.860	0.914	3.427	5.201
09/17/2020	0.764	0.739	3.436	4.939
09/16/2020	0.791	0.654	3.267	4.712
09/15/2020	0.829	0.668	3.138	4.635
09/14/2020	0.875	0.637	3.143	4.655
09/13/2020	0.825	0.645	3.186	4.656
09/12/2020	0.861	0.592	3.159	4.612
09/11/2020	0.865	0.583	3.094	4.542
09/10/2020	0.898	0.586	3.034	4.518
09/09/2020	0.913	0.583	3.018	4.514
09/08/2020	0.854	0.580	2.970	4.404
09/07/2020	0.857	0.605	2.982	4.444
09/06/2020	0.849	0.585	2.878	4.312
09/05/2020	0.824	0.538	2.794	4.156

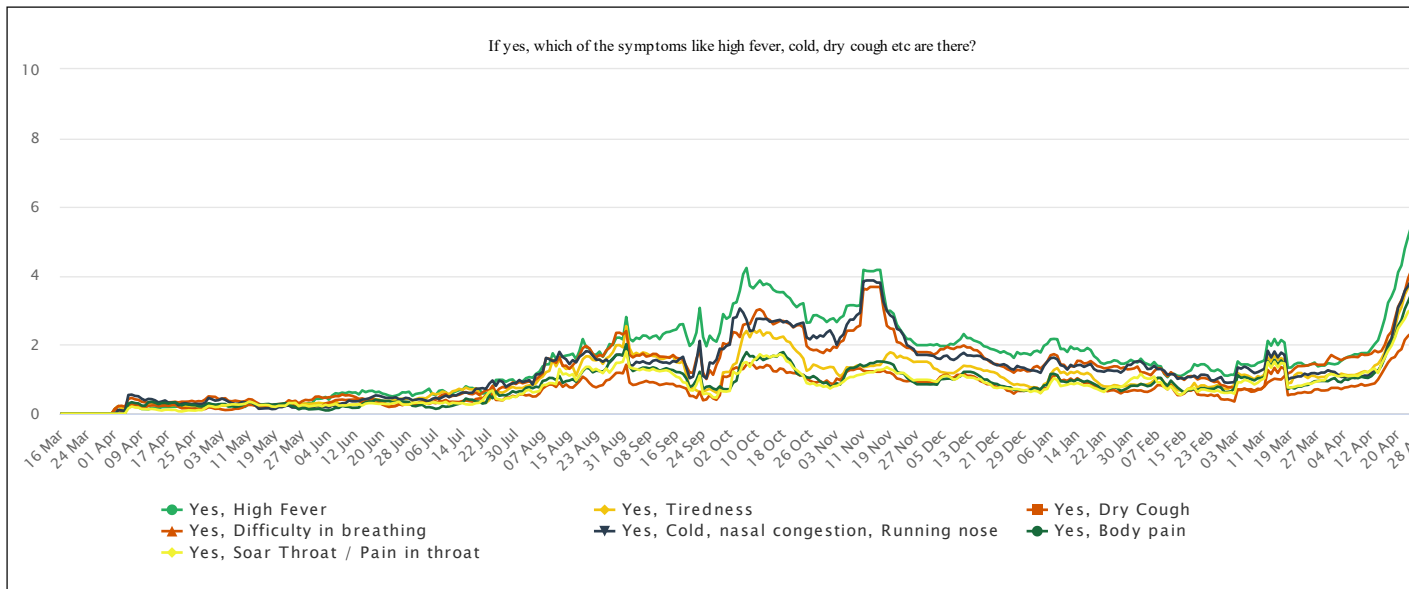


Date	Yes, myself	Yes, in my household	Yes, in my neighborhood	Total
09/04/2020	0.831	0.513	2.939	4.283
09/03/2020	0.765	0.527	3.000	4.292
09/02/2020	0.838	0.603	3.133	4.574
09/01/2020	1.084	0.644	3.640	5.368
08/31/2020	1.190	0.614	3.138	4.942
08/30/2020	1.188	0.653	3.093	4.934
08/29/2020	1.190	0.651	3.086	4.927
08/28/2020	1.077	0.771	2.806	4.654
08/27/2020	1.068	0.696	2.714	4.478
08/26/2020	1.076	0.589	2.667	4.332
08/25/2020	0.991	0.526	2.548	4.065
08/24/2020	1.010	0.539	2.749	4.298
08/23/2020	1.038	0.470	2.654	4.162
08/22/2020	0.991	0.488	2.739	4.218
08/21/2020	0.961	0.525	2.913	4.399
08/20/2020	0.980	0.510	2.835	4.325
08/19/2020	0.806	0.497	2.898	4.201
08/18/2020	0.691	0.428	2.680	3.799
08/17/2020	0.581	0.497	2.566	3.644
08/16/2020	0.698	0.622	2.443	3.763
08/15/2020	0.730	0.666	2.482	3.878
08/14/2020	0.744	0.639	2.443	3.826
08/13/2020	0.670	0.521	2.538	3.729
08/12/2020	0.634	0.475	2.677	3.786
08/11/2020	0.528	0.480	2.643	3.651
08/10/2020	0.537	0.566	2.646	3.749
08/09/2020	0.549	0.576	2.351	3.476
08/08/2020	0.689	0.591	2.282	3.562
08/07/2020	0.697	0.585	1.820	3.102
08/06/2020	0.700	0.731	1.643	3.074
08/05/2020	0.710	0.788	1.545	3.043
08/04/2020	0.715	0.463	1.448	2.626
08/03/2020	0.752	0.559	1.456	2.767
08/02/2020	0.737	0.546	1.422	2.705
08/01/2020	0.691	0.544	1.447	2.682
07/31/2020	0.699	0.544	1.353	2.596
07/30/2020	0.717	0.563	1.283	2.563
07/29/2020	0.774	0.582	1.296	2.652
07/28/2020	0.873	0.629	1.210	2.712
07/27/2020	0.765	0.610	1.212	2.587
07/26/2020	0.825	0.578	1.251	2.654
07/25/2020	0.833	0.545	1.232	2.610
07/24/2020	0.675	0.546	1.206	2.427
07/23/2020	0.396	0.549	1.247	2.192
07/22/2020	0.451	0.450	1.178	2.079
07/21/2020	0.373	0.276	1.378	2.027
07/20/2020	0.347	0.323	1.201	1.871
07/19/2020	0.246	0.255	1.182	1.683
07/18/2020	0.261	0.258	1.304	1.823
07/17/2020	0.217	0.155	1.224	1.596
07/16/2020	0.202	0.155	1.233	1.590
07/15/2020	0.200	0.155	1.251	1.606
07/14/2020	0.206	0.138	1.125	1.469
07/13/2020	0.322	0.157	1.085	1.564
07/12/2020	0.300	0.135	1.016	1.451
07/11/2020	0.261	0.166	0.928	1.355
07/10/2020	0.283	0.147	0.823	1.253
07/09/2020	0.266	0.137	0.950	1.353
07/08/2020	0.280	0.131	1.034	1.445
07/07/2020	0.207	0.140	0.994	1.341
07/06/2020	0.263	0.155	0.883	1.301

Date	Yes, myself	Yes, in my household	Yes, in my neighborhood	Total
07/05/2020	0.327	0.121	0.867	1.315
07/04/2020	0.517	0.141	0.815	1.473
07/03/2020	0.460	0.131	0.739	1.330
07/02/2020	0.454	0.189	0.776	1.419
07/01/2020	0.408	0.169	0.781	1.358
06/30/2020	0.421	0.156	0.739	1.316
06/29/2020	0.399	0.154	0.740	1.293
06/28/2020	0.375	0.183	0.819	1.377
06/27/2020	0.374	0.198	0.795	1.367
06/26/2020	0.410	0.162	0.840	1.412
06/25/2020	0.359	0.171	0.800	1.330
06/24/2020	0.383	0.164	0.847	1.394
06/23/2020	0.357	0.164	0.800	1.321
06/22/2020	0.415	0.198	0.797	1.410
06/21/2020	0.373	0.198	0.785	1.356
06/20/2020	0.430	0.199	0.877	1.506
06/19/2020	0.468	0.218	0.865	1.551
06/18/2020	0.487	0.260	0.868	1.615
06/17/2020	0.491	0.261	0.879	1.631
06/16/2020	0.493	0.275	0.863	1.631
06/15/2020	0.444	0.289	0.856	1.589
06/14/2020	0.410	0.292	0.869	1.571
06/13/2020	0.408	0.236	0.835	1.479
06/12/2020	0.393	0.237	0.888	1.518
06/11/2020	0.359	0.248	0.853	1.460
06/10/2020	0.423	0.237	0.796	1.456
06/09/2020	0.395	0.228	0.679	1.302
06/08/2020	0.395	0.241	0.679	1.315
06/07/2020	0.329	0.233	0.678	1.240
06/06/2020	0.321	0.267	0.741	1.329
06/05/2020	0.266	0.309	0.628	1.203
06/04/2020	0.236	0.285	0.577	1.098
06/03/2020	0.245	0.204	0.615	1.064
06/02/2020	0.186	0.192	0.521	0.899
06/01/2020	0.185	0.233	0.495	0.913
05/31/2020	0.181	0.226	0.519	0.926
05/30/2020	0.170	0.216	0.383	0.769
05/29/2020	0.167	0.216	0.411	0.794
05/28/2020	0.163	0.227	0.415	0.805
05/27/2020	0.152	0.206	0.377	0.735
05/26/2020	0.096	0.209	0.383	0.688
05/25/2020	0.168	0.210	0.470	0.848
05/24/2020	0.221	0.189	0.460	0.870
05/23/2020	0.233	0.158	0.418	0.809
05/22/2020	0.258	0.131	0.336	0.725
05/21/2020	0.253	0.126	0.393	0.772
05/20/2020	0.249	0.122	0.414	0.785
05/19/2020	0.178	0.129	0.317	0.624
05/18/2020	0.201	0.062	0.362	0.625
05/17/2020	0.247	0.035	0.387	0.669
05/16/2020	0.255	0.044	0.365	0.664
05/15/2020	0.246	0.043	0.321	0.610
05/14/2020	0.239	0.042	0.352	0.633
05/13/2020	0.308	0.043	0.402	0.753
05/12/2020	0.357	0.075	0.444	0.876
05/11/2020	0.370	0.073	0.450	0.893
05/10/2020	0.330	0.067	0.397	0.794
05/09/2020	0.291	0.084	0.398	0.773
05/08/2020	0.259	0.106	0.403	0.768
05/07/2020	0.282	0.130	0.382	0.794
05/06/2020	0.312	0.106	0.377	0.795

Date	Yes, myself	Yes, in my household	Yes, in my neighborhood	Total
05/05/2020	0.320	0.103	0.412	0.835
05/04/2020	0.314	0.159	0.412	0.885
05/03/2020	0.320	0.165	0.396	0.881
05/02/2020	0.300	0.164	0.407	0.871
05/01/2020	0.283	0.154	0.490	0.927
04/30/2020	0.327	0.202	0.534	1.063
04/29/2020	0.371	0.206	0.540	1.117
04/28/2020	0.280	0.196	0.452	0.928
04/27/2020	0.255	0.191	0.411	0.857
04/26/2020	0.262	0.197	0.418	0.877
04/25/2020	0.257	0.209	0.451	0.917
04/24/2020	0.255	0.234	0.441	0.930
04/23/2020	0.281	0.218	0.443	0.942
04/22/2020	0.275	0.207	0.466	0.948
04/21/2020	0.233	0.214	0.467	0.914
04/20/2020	0.229	0.231	0.454	0.914
04/19/2020	0.247	0.216	0.589	1.052
04/18/2020	0.247	0.220	0.583	1.050
04/17/2020	0.270	0.213	0.585	1.068
04/16/2020	0.336	0.296	0.548	1.180
04/15/2020	0.265	0.441	0.637	1.343
04/14/2020	0.227	0.529	0.640	1.396
04/13/2020	0.368	0.697	0.912	1.977
04/12/2020	0.348	1.050	1.184	2.582
04/11/2020	0.360	1.047	1.223	2.630
04/10/2020	0.384	1.001	1.343	2.728
04/09/2020	0.798	1.009	1.602	3.409
04/08/2020	0.930	1.210	1.695	3.835
04/07/2020	0.977	1.178	1.670	3.825
04/06/2020	0.985	1.169	1.815	3.969
04/05/2020	0.910	1.165	1.886	3.961
04/04/2020	0.980	1.141	1.482	3.603
04/03/2020	1.057	1.207	1.636	3.900
04/02/2020	0.996	1.296	1.819	4.111
04/01/2020	1.013	1.092	1.996	4.101
03/31/2020	1.367	1.206	2.196	4.769
03/30/2020	1.367	1.206	2.196	4.769
03/29/2020	1.139	1.263	2.373	4.775
03/28/2020	1.316	0.967	2.454	4.737
03/27/2020	1.582	0.894	2.681	5.157
03/26/2020	1.931	1.039	2.802	5.772
03/25/2020	0.497	1.254	1.739	3.490
03/24/2020	0.193	0.139	1.965	2.297
03/23/2020	0.000	0.052	3.032	3.084

**If yes, which of the symptoms like high fever, cold, dry cough etc are there?**



If yes, which of the symptoms like high fever, cold, dry cough etc are there?

Date	Yes, High Fever	Yes, Tiredness	Yes, Dry Cough	Yes, Difficulty in breathing	Yes, Cold, nasal congestion, Running nose	Yes, Body pain	Yes, Soar Throat / Pain in throat	Te
05/03/2021	8.469	5.735	6.837	2.882	5.367	4.736	3.773	38
05/02/2021	8.434	5.669	6.800	2.834	5.317	4.677	3.737	38
05/01/2021	8.406	5.638	6.650	2.860	5.303	4.652	3.727	38
04/30/2021	8.177	5.457	6.321	2.865	5.226	4.452	3.603	36
04/29/2021	7.569	4.967	5.681	2.806	4.894	4.257	3.415	34
04/28/2021	6.732	4.606	5.047	2.789	4.586	4.088	3.395	31
04/27/2021	6.448	4.484	4.759	2.691	4.496	3.997	3.272	30
04/26/2021	5.966	4.161	4.456	2.464	4.189	3.726	3.131	28
04/25/2021	5.768	4.124	4.384	2.489	4.089	3.675	3.130	28
04/24/2021	5.467	3.871	4.178	2.340	3.893	3.490	3.027	26
04/23/2021	5.134	3.660	3.931	2.259	3.707	3.258	2.961	25
04/22/2021	4.785	3.456	3.550	2.141	3.567	3.041	2.760	23
04/21/2021	4.302	3.087	3.293	1.871	3.270	2.720	2.618	21
04/20/2021	4.105	2.874	3.104	1.798	3.079	2.553	2.476	20
04/19/2021	3.626	2.444	2.742	1.643	2.606	2.230	2.193	17
04/18/2021	3.396	2.186	2.377	1.604	2.172	2.064	1.969	15
04/17/2021	3.221	2.050	2.261	1.485	2.005	1.907	1.821	14
04/16/2021	2.759	1.783	1.994	1.319	1.697	1.622	1.626	12
04/15/2021	2.429	1.590	1.818	1.152	1.424	1.387	1.438	11
04/14/2021	2.132	1.444	1.784	0.993	1.218	1.254	1.180	10
04/13/2021	2.020	1.399	1.833	0.879	1.262	1.190	1.310	9.
04/12/2021	1.891	1.273	1.743	0.855	1.176	1.089	1.274	9.
04/11/2021	1.759	1.200	1.709	0.829	1.101	1.037	1.202	8.
04/10/2021	1.760	1.234	1.703	0.814	1.105	1.048	1.213	8.
04/09/2021	1.757	1.198	1.727	0.860	1.077	1.072	1.159	8.
04/08/2021	1.719	1.153	1.640	0.813	1.080	1.030	1.095	8.
04/07/2021	1.724	1.120	1.649	0.789	1.030	1.045	1.106	8.
04/06/2021	1.677	1.120	1.648	0.803	1.079	1.035	1.098	8.
04/05/2021	1.651	1.115	1.634	0.771	1.067	0.981	1.086	8.
04/04/2021	1.600	1.134	1.609	0.757	1.073	1.001	1.115	8.
04/03/2021	1.537	1.161	1.550	0.712	1.066	0.911	1.097	7.
04/02/2021	1.455	1.106	1.596	0.749	1.130	0.932	1.084	7.
04/01/2021	1.432	1.140	1.644	0.749	1.210	1.036	1.123	8.
03/31/2021	1.448	1.171	1.703	0.748	1.226	0.998	1.151	8.
03/30/2021	1.469	1.122	1.571	0.685	1.261	0.943	1.118	7.
03/29/2021	1.396	1.065	1.420	0.672	1.193	0.949	0.969	7.
03/28/2021	1.396	1.065	1.420	0.672	1.193	0.949	0.969	7.
03/27/2021	1.373	1.047	1.418	0.710	1.154	0.947	0.941	7.
03/26/2021	1.485	1.093	1.449	0.700	1.179	0.941	0.918	7.
03/25/2021	1.435	1.104	1.438	0.618	1.174	0.886	0.868	7.
03/24/2021	1.398	1.034	1.402	0.609	1.125	0.835	0.874	7.
03/23/2021	1.406	1.095	1.386	0.628	1.162	0.826	0.846	7.
03/22/2021	1.474	1.181	1.381	0.603	1.081	0.786	0.809	7.
03/21/2021	1.474	1.181	1.381	0.603	1.081	0.786	0.809	7.
03/20/2021	1.431	1.112	1.311	0.563	1.051	0.730	0.778	6.
03/19/2021	1.341	0.897	1.211	0.560	1.040	0.762	0.758	6.
03/18/2021	1.332	0.882	1.166	0.535	0.988	0.716	0.762	6.
03/17/2021	2.067	1.538	1.090	1.300	1.710	1.430	1.456	10
03/16/2021	2.138	1.615	0.990	1.352	1.774	1.546	1.475	10
03/15/2021	1.989	1.549	1.000	1.182	1.634	1.425	1.343	10
03/14/2021	2.168	1.716	1.015	1.331	1.806	1.563	1.506	11
03/13/2021	1.973	1.508	0.966	1.152	1.629	1.378	1.332	9.
03/12/2021	2.114	1.633	0.905	1.264	1.827	1.518	1.496	10
03/11/2021	1.548	1.140	0.791	0.802	1.304	1.065	1.023	7.
03/10/2021	1.506	1.056	0.712	0.710	1.253	1.036	0.980	7.
03/09/2021	1.473	1.088	0.691	0.724	1.206	1.027	0.898	7.
03/08/2021	1.397	0.994	0.646	0.666	1.176	0.966	0.847	6.
03/07/2021	1.384	1.051	0.637	0.709	1.245	0.998	0.913	7.
03/06/2021	1.429	1.104	0.690	0.702	1.324	1.037	0.959	7.

Date	Yes, High Fever	Yes, Tiredness	Yes, Dry Cough	Yes, Difficulty in breathing	Yes, Cold, nasal congestion, Running nose	Yes, Body pain	Yes, Soar Throat / Pain in throat	Temp
03/05/2021	1.430	1.131	0.729	0.717	1.368	1.064	0.982	7.2
03/04/2021	1.427	1.116	0.688	0.703	1.306	1.038	0.907	7.2
03/03/2021	1.517	1.182	0.687	0.705	1.343	1.114	0.915	7.2
03/02/2021	1.124	0.836	0.750	0.352	0.914	0.724	0.579	5.2
03/01/2021	1.132	0.768	0.768	0.390	0.906	0.652	0.619	5.2
02/28/2021	1.101	0.715	0.769	0.415	0.897	0.628	0.605	5.2
02/27/2021	1.109	0.722	0.813	0.408	0.909	0.625	0.603	5.2
02/26/2021	1.231	0.751	0.829	0.421	1.065	0.761	0.621	5.2
02/25/2021	1.285	0.837	0.938	0.544	1.020	0.783	0.676	6.2
02/24/2021	1.236	0.792	0.918	0.515	0.967	0.725	0.644	5.2
02/23/2021	1.253	0.774	0.960	0.552	0.965	0.719	0.657	5.2
02/22/2021	1.369	0.766	1.009	0.520	1.110	0.713	0.676	6.2
02/21/2021	1.434	0.820	1.036	0.541	1.131	0.740	0.702	6.2
02/20/2021	1.434	0.820	1.036	0.541	1.131	0.740	0.702	6.2
02/19/2021	1.386	0.752	0.992	0.557	1.042	0.689	0.627	6.2
02/18/2021	1.438	0.891	1.077	0.723	1.104	0.708	0.750	6.2
02/17/2021	1.260	0.753	1.092	0.665	1.063	0.698	0.716	6.2
02/16/2021	1.209	0.716	1.075	0.676	1.066	0.673	0.714	6.2
02/15/2021	1.140	0.610	0.980	0.586	1.011	0.611	0.615	5.2
02/14/2021	1.092	0.668	1.039	0.542	1.036	0.682	0.546	5.2
02/13/2021	1.100	0.683	1.056	0.537	1.010	0.759	0.575	5.2
02/12/2021	1.153	0.750	1.125	0.662	1.141	0.856	0.684	6.2
02/11/2021	1.176	0.865	1.204	0.826	1.147	0.961	0.799	7.2
02/10/2021	1.058	0.811	1.085	0.706	1.128	0.806	0.704	6.2
02/09/2021	1.158	0.908	1.178	0.784	1.248	0.892	0.767	7.2
02/08/2021	1.375	1.023	1.317	0.825	1.298	1.040	0.913	7.2
02/07/2021	1.385	1.027	1.322	0.828	1.292	1.042	0.904	7.2
02/06/2021	1.500	0.972	1.232	0.729	1.392	0.905	1.078	7.2
02/05/2021	1.400	0.889	1.116	0.670	1.305	0.820	1.018	7.2
02/04/2021	1.441	0.851	1.159	0.632	1.294	0.797	1.017	6.2
02/03/2021	1.483	0.830	1.196	0.639	1.436	0.838	1.050	7.2
02/02/2021	1.596	0.866	1.200	0.676	1.517	0.861	1.160	7.2
02/01/2021	1.486	0.824	1.369	0.669	1.522	0.806	1.035	7.2
01/31/2021	1.514	0.844	1.314	0.684	1.495	0.813	1.053	7.2
01/30/2021	1.562	0.848	1.295	0.666	1.415	0.807	0.999	7.2
01/29/2021	1.490	0.805	1.285	0.637	1.416	0.739	0.913	7.2
01/28/2021	1.449	0.799	1.344	0.643	1.265	0.695	0.828	6.2
01/27/2021	1.452	0.782	1.313	0.588	1.190	0.656	0.768	6.2
01/26/2021	1.530	0.816	1.370	0.641	1.243	0.738	0.770	7.2
01/25/2021	1.551	0.829	1.376	0.682	1.240	0.771	0.786	7.2
01/24/2021	1.497	0.787	1.350	0.675	1.254	0.735	0.762	7.2
01/23/2021	1.484	0.786	1.325	0.652	1.260	0.708	0.722	6.2
01/22/2021	1.443	0.791	1.316	0.683	1.216	0.710	0.631	6.2
01/21/2021	1.478	0.834	1.357	0.697	1.233	0.734	0.666	7.2
01/20/2021	1.594	0.920	1.380	0.774	1.241	0.811	0.713	7.2
01/19/2021	1.672	0.994	1.454	0.801	1.295	0.863	0.746	7.2
01/18/2021	1.846	1.128	1.527	0.881	1.442	0.913	0.797	8.2
01/17/2021	1.908	1.186	1.471	0.904	1.401	0.953	0.821	8.2
01/16/2021	1.831	1.145	1.455	0.894	1.356	0.925	0.816	8.2
01/15/2021	1.825	1.166	1.528	0.965	1.416	0.961	0.854	8.2
01/14/2021	1.894	1.229	1.535	1.030	1.407	0.996	0.892	9.2
01/13/2021	1.877	1.181	1.366	0.949	1.366	0.939	0.857	8.2
01/12/2021	1.951	1.211	1.382	1.020	1.417	0.980	0.877	8.2
01/11/2021	1.790	1.132	1.303	0.949	1.278	0.905	0.840	8.2
01/10/2021	1.880	1.214	1.419	0.983	1.379	0.932	0.820	8.2
01/09/2021	1.876	1.180	1.429	0.947	1.407	0.940	0.800	8.2
01/08/2021	2.162	1.324	1.682	1.111	1.578	1.120	0.973	10.2
01/07/2021	2.171	1.269	1.728	1.105	1.626	1.157	1.034	10.2
01/06/2021	2.161	1.140	1.696	1.014	1.612	1.150	0.901	9.2
01/05/2021	2.029	0.899	1.517	0.734	1.508	0.837	0.718	8.2
01/04/2021	1.970	0.855	1.406	0.738	1.379	0.819	0.698	7.2

Date	Yes, High Fever	Yes, Tiredness	Yes, Dry Cough	Yes, Difficulty in breathing	Yes, Cold, nasal congestion, Running nose	Yes, Body pain	Yes, Soar Throat / Pain in throat	TC
01/03/2021	1.776	0.640	1.308	0.601	1.185	0.709	0.595	6.
01/02/2021	1.829	0.749	1.385	0.747	1.230	0.731	0.651	7.
01/01/2021	1.803	0.768	1.349	0.748	1.253	0.753	0.665	7.
12/31/2020	1.702	0.763	1.239	0.703	1.255	0.687	0.631	7.
12/30/2020	1.740	0.807	1.227	0.678	1.285	0.673	0.686	7.
12/29/2020	1.754	0.836	1.284	0.661	1.333	0.662	0.677	7.
12/28/2020	1.728	0.833	1.250	0.658	1.345	0.681	0.694	7.
12/27/2020	1.788	0.858	1.274	0.662	1.386	0.701	0.715	7.
12/26/2020	1.618	0.837	1.189	0.581	1.276	0.691	0.716	6.
12/25/2020	1.718	0.890	1.252	0.653	1.307	0.762	0.717	7.
12/24/2020	1.753	0.961	1.294	0.669	1.388	0.765	0.738	7.
12/23/2020	1.812	1.035	1.358	0.765	1.436	0.794	0.747	7.
12/22/2020	1.769	1.072	1.387	0.791	1.414	0.805	0.765	8.
12/21/2020	1.823	1.164	1.435	0.778	1.406	0.860	0.745	8.
12/20/2020	1.860	1.205	1.445	0.799	1.449	0.875	0.759	8.
12/19/2020	1.882	1.218	1.492	0.857	1.525	0.911	0.846	8.
12/18/2020	1.935	1.253	1.568	0.855	1.573	0.992	0.889	9.
12/17/2020	1.960	1.245	1.628	0.909	1.591	0.989	0.914	9.
12/16/2020	2.054	1.295	1.757	0.946	1.672	1.074	1.006	9.
12/15/2020	2.094	1.311	1.839	1.023	1.683	1.139	0.995	10
12/14/2020	2.126	1.346	1.848	1.079	1.674	1.192	1.039	10
12/13/2020	2.195	1.378	1.922	1.100	1.690	1.215	1.050	10
12/12/2020	2.195	1.378	1.922	1.100	1.690	1.215	1.050	10
12/11/2020	2.313	1.393	1.982	1.174	1.768	1.213	1.110	11
12/10/2020	2.164	1.311	1.934	1.128	1.705	1.088	1.115	10
12/09/2020	2.088	1.237	1.934	1.125	1.615	1.043	1.018	10
12/08/2020	2.007	1.176	1.877	1.033	1.558	0.984	0.984	9.
12/07/2020	2.026	1.179	1.898	1.062	1.588	1.019	1.060	9.
12/06/2020	1.959	1.179	1.942	1.128	1.687	1.016	1.100	9.
12/05/2020	1.963	1.197	1.871	1.117	1.669	1.006	1.091	9.
12/04/2020	1.961	1.213	1.870	1.069	1.588	0.999	1.031	9.
12/03/2020	2.018	1.287	1.762	0.952	1.606	0.841	0.925	9.
12/02/2020	1.987	1.317	1.713	0.876	1.675	0.854	0.944	9.
12/01/2020	2.007	1.460	1.773	0.911	1.691	0.849	0.975	9.
11/30/2020	1.989	1.509	1.785	0.930	1.706	0.853	0.984	9.
11/29/2020	1.989	1.509	1.785	0.930	1.706	0.853	0.984	9.
11/28/2020	1.989	1.509	1.785	0.930	1.706	0.853	0.984	9.
11/27/2020	1.989	1.509	1.785	0.930	1.706	0.853	0.984	9.
11/26/2020	2.066	1.499	1.831	0.951	1.875	0.917	0.965	10
11/25/2020	2.168	1.562	1.906	0.954	1.936	0.966	1.029	10
11/24/2020	2.165	1.617	1.911	0.940	1.994	1.049	1.108	10
11/23/2020	2.301	1.624	1.976	0.954	2.270	1.168	1.183	11
11/22/2020	2.440	1.681	2.054	1.000	2.418	1.177	1.187	11
11/21/2020	2.585	1.625	2.080	1.021	2.462	1.218	1.165	12
11/20/2020	2.903	1.748	2.457	1.133	2.789	1.417	1.255	13
11/19/2020	2.988	1.782	2.474	1.191	2.855	1.466	1.293	14
11/18/2020	2.981	1.704	2.552	1.196	2.988	1.490	1.352	14
11/17/2020	3.523	1.540	3.047	1.254	3.246	1.509	1.288	15
11/16/2020	4.174	1.413	3.678	1.217	3.805	1.515	1.269	17
11/15/2020	4.174	1.413	3.678	1.217	3.805	1.515	1.269	17
11/14/2020	4.136	1.388	3.680	1.227	3.867	1.467	1.202	17
11/13/2020	4.136	1.388	3.680	1.227	3.867	1.467	1.202	17
11/12/2020	4.143	1.367	3.601	1.230	3.867	1.407	1.192	17
11/11/2020	4.175	1.350	3.631	1.243	3.846	1.376	1.151	16
11/10/2020	3.143	1.411	2.559	1.311	2.929	1.429	1.132	14
11/09/2020	3.129	1.393	2.512	1.307	2.861	1.364	1.112	13
11/08/2020	3.149	1.335	2.412	1.269	2.730	1.329	1.064	13
11/07/2020	3.149	1.335	2.412	1.269	2.730	1.329	1.064	13
11/06/2020	3.129	1.348	2.405	1.220	2.583	1.259	1.013	13
11/05/2020	2.839	1.169	2.126	1.083	2.300	1.008	0.927	11
11/04/2020	2.778	1.079	2.077	0.972	2.206	0.843	0.860	10

Date	Yes, High Fever	Yes, Tiredness	Yes, Dry Cough	Yes, Difficulty in breathing	Yes, Cold, nasal congestion, Running nose	Yes, Body pain	Yes, Soar Throat / Pain in throat	Tc
11/03/2020	2.657	1.177	1.912	1.020	1.993	0.882	0.807	10
11/02/2020	2.769	1.347	1.942	0.857	2.257	0.802	0.793	10
11/01/2020	2.735	1.358	1.819	0.883	2.421	0.787	0.730	10
10/31/2020	2.660	1.332	1.865	0.963	2.354	0.909	0.803	10
10/30/2020	2.761	1.303	1.760	0.893	2.239	0.885	0.780	10
10/29/2020	2.807	1.340	1.797	0.948	2.272	0.940	0.836	11
10/28/2020	2.861	1.393	1.854	0.906	2.191	1.030	0.817	11
10/27/2020	2.854	1.425	1.842	0.914	2.270	1.092	0.883	11
10/26/2020	2.648	1.296	1.875	0.957	2.156	1.039	0.859	11
10/25/2020	2.639	1.244	1.963	1.016	2.211	1.055	0.888	11
10/24/2020	3.206	1.600	2.502	1.128	2.644	1.117	1.102	13
10/23/2020	3.171	1.728	2.577	1.107	2.618	1.120	1.185	13
10/22/2020	3.091	1.811	2.562	1.170	2.586	1.172	1.269	13
10/21/2020	3.196	1.919	2.504	1.177	2.516	1.404	1.332	14
10/20/2020	3.350	2.073	2.607	1.204	2.617	1.560	1.477	14
10/19/2020	3.421	2.108	2.646	1.185	2.687	1.635	1.522	15
10/18/2020	3.530	2.237	2.691	1.291	2.650	1.787	1.684	15
10/17/2020	3.524	2.213	2.693	1.313	2.724	1.751	1.726	15
10/16/2020	3.538	2.174	2.642	1.223	2.703	1.652	1.668	15
10/15/2020	3.598	2.196	2.594	1.234	2.678	1.682	1.684	15
10/14/2020	3.734	2.346	2.717	1.383	2.668	1.632	1.632	16
10/13/2020	3.776	2.355	2.763	1.415	2.753	1.602	1.687	16
10/12/2020	3.732	2.267	2.957	1.337	2.744	1.556	1.654	16
10/11/2020	3.868	2.427	3.032	1.357	2.757	1.641	1.726	16
10/10/2020	3.752	2.349	2.999	1.307	2.753	1.559	1.610	16
10/09/2020	3.638	2.429	2.806	1.419	2.421	1.673	1.544	16
10/08/2020	3.712	2.218	2.600	1.457	2.394	1.663	1.360	15
10/07/2020	4.231	2.402	2.609	1.423	2.727	1.787	1.496	16
10/06/2020	4.050	2.276	2.579	1.296	2.933	1.620	1.473	16
10/05/2020	3.567	1.884	2.223	1.280	3.054	1.389	1.201	14
10/04/2020	3.230	1.473	2.344	1.345	2.803	0.956	1.150	13
10/03/2020	3.200	1.416	2.370	1.297	2.775	0.900	1.224	12
10/02/2020	2.819	1.209	2.062	1.104	2.003	0.711	0.661	10
10/01/2020	2.754	1.210	2.005	1.066	1.970	0.709	0.641	10
09/30/2020	2.891	1.197	2.047	1.079	1.870	0.714	0.646	10
09/29/2020	2.352	0.690	1.625	0.533	1.887	0.792	0.677	8.
09/28/2020	2.089	0.611	1.417	0.403	1.567	0.697	0.461	7.
09/27/2020	2.146	0.663	1.128	0.443	1.456	0.731	0.474	7.
09/26/2020	2.264	0.724	1.261	0.539	1.487	0.798	0.569	7.
09/25/2020	1.956	0.682	1.006	0.413	1.026	0.781	0.587	6.
09/24/2020	2.225	0.646	1.188	0.388	1.096	0.711	0.566	6.
09/23/2020	3.072	0.622	1.854	0.634	2.114	1.218	1.105	10
09/22/2020	2.352	0.677	1.593	0.456	1.515	0.978	0.845	8.
09/21/2020	2.068	0.734	1.190	0.511	1.073	0.821	0.671	7.
09/20/2020	1.966	0.763	1.193	0.514	1.029	0.776	0.683	7.
09/19/2020	2.266	1.125	1.379	0.727	1.330	1.021	0.896	8.
09/18/2020	2.600	1.515	1.563	0.763	1.653	1.157	0.912	10
09/17/2020	2.587	1.474	1.601	0.799	1.589	1.202	1.043	10
09/16/2020	2.445	1.493	1.619	0.796	1.503	1.208	1.073	10
09/15/2020	2.417	1.680	1.704	0.862	1.529	1.264	1.150	10
09/14/2020	2.377	1.649	1.622	0.861	1.456	1.282	1.230	10
09/13/2020	2.365	1.624	1.644	0.875	1.487	1.319	1.262	10
09/12/2020	2.307	1.587	1.654	0.851	1.482	1.284	1.247	10
09/11/2020	2.161	1.590	1.658	0.831	1.509	1.244	1.232	10
09/10/2020	2.269	1.666	1.733	0.885	1.559	1.315	1.253	10
09/09/2020	2.243	1.675	1.736	0.914	1.536	1.345	1.302	10
09/08/2020	2.182	1.699	1.679	0.910	1.450	1.309	1.254	10
09/07/2020	2.261	1.752	1.657	0.952	1.472	1.335	1.267	10
09/06/2020	2.270	1.778	1.744	0.914	1.520	1.338	1.303	10
09/05/2020	2.170	1.712	1.686	0.888	1.478	1.295	1.263	10
09/04/2020	2.204	1.766	1.692	0.848	1.505	1.281	1.295	10

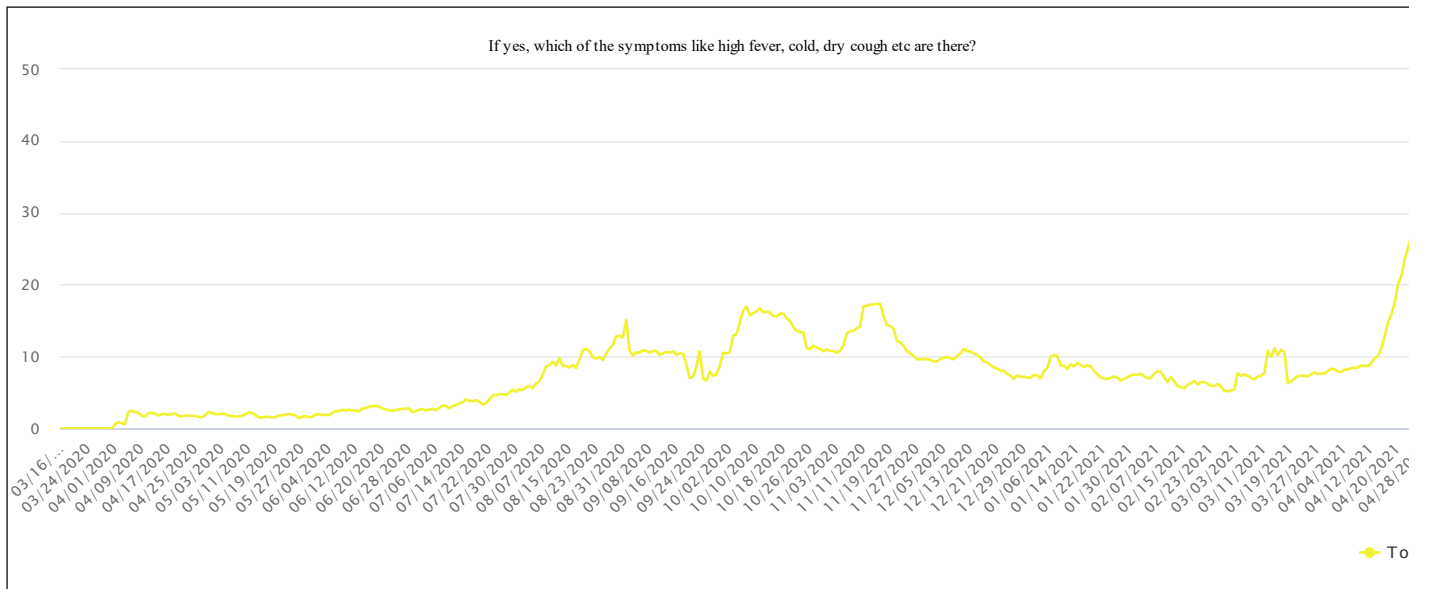


Date	Yes, High Fever	Yes, Tiredness	Yes, Dry Cough	Yes, Difficulty in breathing	Yes, Cold, nasal congestion, Running nose	Yes, Body pain	Yes, Soar Throat / Pain in throat	T
09/03/2020	2.102	1.704	1.633	0.832	1.402	1.237	1.312	10
09/02/2020	2.172	1.900	1.710	0.902	1.405	1.362	1.348	10
09/01/2020	2.807	2.542	2.398	1.421	1.905	2.020	1.809	15
08/31/2020	2.156	1.927	2.298	1.171	1.686	1.705	1.507	12
08/30/2020	2.208	1.991	2.350	1.188	1.715	1.709	1.478	12
08/29/2020	2.204	1.986	2.345	1.184	1.711	1.705	1.475	12
08/28/2020	1.992	1.783	2.031	1.084	1.581	1.604	1.314	11
08/27/2020	2.021	1.663	1.912	0.991	1.483	1.507	1.190	11
08/26/2020	1.803	1.600	1.834	0.965	1.570	1.309	1.313	10
08/25/2020	1.650	1.445	1.665	0.831	1.507	1.212	1.176	9.
08/24/2020	1.804	1.585	1.707	0.806	1.568	1.237	1.237	9.
08/23/2020	1.707	1.547	1.633	0.763	1.568	1.249	1.302	9.
08/22/2020	1.719	1.559	1.743	0.800	1.682	1.200	1.256	9.
08/21/2020	1.890	1.660	1.893	0.889	1.796	1.307	1.360	10
08/20/2020	1.926	1.666	1.967	1.006	1.816	1.335	1.360	11
08/19/2020	2.167	1.580	1.905	1.074	1.723	1.235	1.263	10
08/18/2020	1.821	1.348	1.691	0.941	1.651	1.095	1.102	9.
08/17/2020	1.580	1.105	1.514	0.845	1.489	0.926	0.965	8.
08/16/2020	1.741	1.358	1.410	0.755	1.555	1.004	1.148	8.
08/15/2020	1.704	1.321	1.302	0.769	1.438	0.961	1.103	8.
08/14/2020	1.686	1.297	1.395	0.850	1.579	0.945	1.164	8.
08/13/2020	1.659	1.393	1.385	0.779	1.644	0.893	1.141	8.
08/12/2020	1.653	1.576	1.646	0.909	1.795	1.094	1.300	9.
08/11/2020	1.589	1.376	1.478	0.775	1.559	0.978	0.856	8.
08/10/2020	1.753	1.558	1.540	0.840	1.526	1.034	0.885	9.
08/09/2020	1.436	1.243	1.593	0.848	1.581	1.039	0.890	8.
08/08/2020	1.430	1.204	1.611	0.800	1.620	0.972	0.835	8.
08/07/2020	1.373	1.076	1.168	0.729	1.212	0.950	0.831	7.
08/06/2020	1.216	1.014	1.078	0.584	1.145	0.763	0.657	6.
08/05/2020	1.156	0.879	0.998	0.503	1.137	0.782	0.634	6.
08/04/2020	1.042	0.830	0.902	0.496	0.843	0.739	0.616	5.
08/03/2020	1.062	0.822	0.938	0.545	0.976	0.772	0.694	5.
08/02/2020	1.030	0.799	0.912	0.529	0.945	0.751	0.668	5.
08/01/2020	0.939	0.740	0.882	0.561	0.916	0.652	0.569	5.
07/31/2020	0.918	0.747	0.929	0.558	0.977	0.649	0.568	5.
07/30/2020	0.897	0.741	0.860	0.490	0.891	0.617	0.481	5.
07/29/2020	0.995	0.779	0.909	0.518	0.876	0.652	0.500	5.
07/28/2020	0.978	0.730	0.811	0.459	0.843	0.576	0.446	4.
07/27/2020	0.925	0.657	0.753	0.474	0.781	0.534	0.448	4.
07/26/2020	0.983	0.609	0.776	0.385	0.924	0.538	0.388	4.
07/25/2020	0.985	0.622	0.722	0.398	0.964	0.520	0.414	4.
07/24/2020	0.979	0.551	0.612	0.398	0.808	0.641	0.440	4.
07/23/2020	0.755	0.573	0.810	0.583	0.965	0.446	0.672	4.
07/22/2020	0.539	0.393	0.665	0.438	0.870	0.538	0.634	3.
07/21/2020	0.602	0.311	0.684	0.538	0.717	0.315	0.504	3.
07/20/2020	0.583	0.367	0.616	0.438	0.741	0.293	0.395	3.
07/19/2020	0.704	0.602	0.545	0.442	0.727	0.350	0.315	3.
07/18/2020	0.704	0.739	0.613	0.425	0.726	0.354	0.305	3.
07/17/2020	0.746	0.701	0.564	0.351	0.608	0.405	0.269	3.
07/16/2020	0.747	0.713	0.579	0.367	0.602	0.409	0.263	3.
07/15/2020	0.795	0.757	0.629	0.382	0.612	0.438	0.273	4.
07/14/2020	0.691	0.687	0.590	0.366	0.615	0.332	0.307	3.
07/13/2020	0.683	0.722	0.549	0.338	0.575	0.288	0.297	3.
07/12/2020	0.644	0.672	0.526	0.341	0.525	0.263	0.305	3.
07/11/2020	0.598	0.649	0.518	0.347	0.538	0.231	0.317	3.
07/10/2020	0.522	0.560	0.478	0.340	0.482	0.209	0.273	2.
07/09/2020	0.622	0.615	0.566	0.400	0.525	0.199	0.344	3.
07/08/2020	0.682	0.641	0.547	0.360	0.478	0.222	0.308	3.
07/07/2020	0.664	0.579	0.481	0.362	0.425	0.158	0.303	2.
07/06/2020	0.543	0.559	0.404	0.304	0.464	0.139	0.322	2.
07/05/2020	0.566	0.591	0.423	0.324	0.429	0.173	0.326	2.

Date	Yes, High Fever	Yes, Tiredness	Yes, Dry Cough	Yes, Difficulty in breathing	Yes, Cold, nasal congestion, Running nose	Yes, Body pain	Yes, Soar Throat / Pain in throat	T
07/04/2020	0.726	0.504	0.372	0.287	0.361	0.190	0.300	2.
07/03/2020	0.662	0.444	0.334	0.319	0.383	0.185	0.289	2.
07/02/2020	0.604	0.455	0.354	0.331	0.414	0.259	0.319	2.
07/01/2020	0.591	0.452	0.328	0.301	0.421	0.243	0.319	2.
06/30/2020	0.572	0.417	0.273	0.279	0.404	0.217	0.321	2.
06/29/2020	0.516	0.373	0.247	0.256	0.389	0.230	0.302	2.
06/28/2020	0.637	0.435	0.291	0.267	0.444	0.339	0.267	2.
06/27/2020	0.615	0.428	0.289	0.262	0.460	0.345	0.261	2.
06/26/2020	0.620	0.433	0.244	0.269	0.418	0.353	0.267	2.
06/25/2020	0.553	0.430	0.284	0.267	0.419	0.350	0.348	2.
06/24/2020	0.521	0.398	0.227	0.221	0.476	0.338	0.317	2.
06/23/2020	0.501	0.386	0.216	0.209	0.455	0.331	0.297	2.
06/22/2020	0.524	0.369	0.245	0.194	0.457	0.369	0.275	2.
06/21/2020	0.561	0.372	0.285	0.226	0.461	0.365	0.281	2.
06/20/2020	0.585	0.364	0.343	0.265	0.491	0.379	0.290	2.
06/19/2020	0.638	0.409	0.367	0.322	0.521	0.386	0.283	3.
06/18/2020	0.620	0.412	0.395	0.316	0.530	0.408	0.294	3.
06/17/2020	0.666	0.460	0.423	0.351	0.487	0.351	0.305	3.
06/16/2020	0.658	0.411	0.425	0.362	0.443	0.351	0.306	3.
06/15/2020	0.625	0.375	0.410	0.342	0.421	0.327	0.291	2.
06/14/2020	0.676	0.347	0.444	0.323	0.408	0.280	0.237	2.
06/13/2020	0.559	0.275	0.429	0.373	0.365	0.177	0.276	2.
06/12/2020	0.617	0.261	0.481	0.411	0.358	0.171	0.262	2.
06/11/2020	0.611	0.255	0.516	0.407	0.358	0.169	0.258	2.
06/10/2020	0.629	0.252	0.538	0.404	0.380	0.199	0.253	2.
06/09/2020	0.593	0.242	0.528	0.394	0.305	0.204	0.238	2.
06/08/2020	0.611	0.269	0.558	0.410	0.302	0.227	0.241	2.
06/07/2020	0.579	0.300	0.506	0.401	0.260	0.168	0.234	2.
06/06/2020	0.593	0.352	0.509	0.392	0.208	0.168	0.279	2.
06/05/2020	0.527	0.311	0.485	0.344	0.235	0.123	0.249	2.
06/04/2020	0.407	0.255	0.476	0.323	0.178	0.095	0.231	1.
06/03/2020	0.486	0.300	0.461	0.296	0.192	0.094	0.259	1.
06/02/2020	0.441	0.302	0.465	0.215	0.186	0.119	0.215	1.
06/01/2020	0.430	0.316	0.498	0.215	0.218	0.142	0.244	1.
05/31/2020	0.432	0.299	0.492	0.217	0.222	0.135	0.235	1.
05/30/2020	0.303	0.289	0.402	0.169	0.164	0.129	0.223	1.
05/29/2020	0.306	0.281	0.389	0.162	0.158	0.125	0.210	1.
05/28/2020	0.286	0.294	0.400	0.179	0.192	0.156	0.240	1.
05/27/2020	0.284	0.284	0.361	0.180	0.194	0.156	0.243	1.
05/26/2020	0.253	0.287	0.297	0.170	0.160	0.126	0.217	1.
05/25/2020	0.341	0.336	0.375	0.223	0.177	0.192	0.315	1.
05/24/2020	0.332	0.310	0.353	0.253	0.180	0.226	0.306	1.
05/23/2020	0.288	0.297	0.389	0.294	0.239	0.263	0.310	2.
05/22/2020	0.220	0.253	0.304	0.276	0.227	0.305	0.230	1.
05/21/2020	0.251	0.258	0.284	0.249	0.190	0.289	0.230	1.
05/20/2020	0.256	0.253	0.280	0.236	0.190	0.275	0.229	1.
05/19/2020	0.182	0.212	0.267	0.228	0.140	0.271	0.198	1.
05/18/2020	0.193	0.175	0.252	0.216	0.132	0.260	0.209	1.
05/17/2020	0.206	0.188	0.257	0.231	0.157	0.281	0.245	1.
05/16/2020	0.210	0.199	0.253	0.219	0.155	0.276	0.253	1.
05/15/2020	0.197	0.187	0.247	0.209	0.148	0.266	0.247	1.
05/14/2020	0.187	0.185	0.291	0.204	0.142	0.256	0.243	1.
05/13/2020	0.238	0.233	0.345	0.232	0.245	0.280	0.290	1.
05/12/2020	0.279	0.275	0.410	0.252	0.320	0.317	0.331	2.
05/11/2020	0.285	0.287	0.422	0.255	0.327	0.323	0.341	2.
05/10/2020	0.201	0.237	0.367	0.225	0.327	0.299	0.290	1.
05/09/2020	0.190	0.223	0.345	0.171	0.337	0.239	0.272	1.
05/08/2020	0.207	0.223	0.361	0.144	0.290	0.212	0.262	1.
05/07/2020	0.205	0.232	0.379	0.143	0.286	0.193	0.270	1.
05/06/2020	0.208	0.261	0.360	0.117	0.305	0.235	0.270	1.
05/05/2020	0.199	0.248	0.369	0.110	0.345	0.224	0.253	1.



### Number of symptoms applicable



**Number of symptoms applicable**

Date	1	2	3	4	5	6	7	Total
05/03/2021	2.837	2.411	2.281	1.403	1.140	0.849	0.984	11.905
05/02/2021	2.853	2.409	2.254	1.429	1.155	0.792	0.966	11.858
05/01/2021	2.763	2.366	2.290	1.363	1.105	0.761	1.047	11.695
04/30/2021	2.708	2.237	2.289	1.325	0.978	0.796	1.012	11.345
04/29/2021	2.695	2.046	2.189	1.321	0.908	0.696	0.893	10.748
04/28/2021	2.287	2.072	1.797	1.211	0.814	0.660	0.933	9.774
04/27/2021	2.079	1.948	1.775	1.247	0.749	0.667	0.874	9.339
04/26/2021	1.974	1.826	1.740	1.140	0.722	0.619	0.767	8.788
04/25/2021	1.885	1.856	1.708	1.107	0.705	0.565	0.798	8.624
04/24/2021	1.824	1.728	1.635	1.089	0.668	0.560	0.722	8.226
04/23/2021	1.756	1.618	1.570	1.064	0.534	0.581	0.688	7.811
04/22/2021	1.772	1.446	1.444	1.046	0.475	0.546	0.636	7.365
04/21/2021	1.776	1.179	1.312	0.941	0.462	0.479	0.593	6.742
04/20/2021	1.685	1.100	1.168	0.840	0.425	0.420	0.656	6.294
04/19/2021	1.597	1.024	0.978	0.827	0.315	0.415	0.502	5.658
04/18/2021	1.626	0.870	0.867	0.770	0.263	0.422	0.409	5.227
04/17/2021	1.540	0.802	0.847	0.707	0.224	0.374	0.412	4.906
04/16/2021	1.475	0.748	0.664	0.629	0.216	0.335	0.319	4.386
04/15/2021	1.324	0.643	0.611	0.521	0.220	0.232	0.316	3.867
04/14/2021	1.266	0.661	0.535	0.356	0.178	0.185	0.342	3.523
04/13/2021	1.174	0.680	0.556	0.297	0.143	0.187	0.380	3.417
04/12/2021	1.182	0.609	0.486	0.225	0.155	0.175	0.391	3.223
04/11/2021	1.112	0.575	0.458	0.210	0.112	0.188	0.382	3.037
04/10/2021	1.100	0.556	0.472	0.227	0.108	0.173	0.396	3.032
04/09/2021	1.142	0.617	0.439	0.202	0.153	0.164	0.373	3.090
04/08/2021	1.127	0.653	0.412	0.172	0.125	0.123	0.400	3.012
04/07/2021	1.113	0.659	0.416	0.186	0.142	0.122	0.372	3.010
04/06/2021	1.079	0.704	0.399	0.173	0.158	0.125	0.362	3.000
04/05/2021	1.039	0.719	0.408	0.181	0.148	0.127	0.336	2.958
04/04/2021	1.100	0.695	0.432	0.119	0.152	0.116	0.365	2.979
04/03/2021	1.065	0.706	0.407	0.108	0.178	0.120	0.326	2.910
04/02/2021	1.017	0.807	0.386	0.093	0.186	0.145	0.299	2.933
04/01/2021	0.907	0.786	0.339	0.182	0.218	0.143	0.309	2.884
03/31/2021	0.959	0.847	0.303	0.213	0.218	0.137	0.305	2.982
03/30/2021	0.869	0.816	0.313	0.233	0.229	0.106	0.289	2.855
03/29/2021	0.838	0.719	0.244	0.281	0.226	0.106	0.251	2.665
03/28/2021	0.838	0.719	0.244	0.281	0.226	0.106	0.251	2.665
03/27/2021	0.831	0.730	0.261	0.261	0.216	0.093	0.261	2.653
03/26/2021	0.853	0.822	0.279	0.276	0.213	0.091	0.244	2.778
03/25/2021	0.853	0.776	0.296	0.260	0.207	0.072	0.245	2.709
03/24/2021	0.799	0.791	0.314	0.234	0.205	0.073	0.222	2.638
03/23/2021	0.738	0.856	0.285	0.215	0.223	0.050	0.252	2.619
03/22/2021	0.703	0.892	0.319	0.221	0.210	0.061	0.227	2.633
03/21/2021	0.703	0.892	0.319	0.221	0.210	0.061	0.227	2.633
03/20/2021	0.720	0.841	0.314	0.198	0.211	0.054	0.210	2.548
03/19/2021	0.678	0.631	0.316	0.219	0.188	0.059	0.217	2.308
03/18/2021	0.677	0.571	0.304	0.216	0.203	0.065	0.199	2.235
03/17/2021	0.700	0.558	0.368	0.180	0.150	0.820	0.184	2.960
03/16/2021	0.655	0.581	0.380	0.159	0.138	0.903	0.174	2.990
03/15/2021	0.671	0.609	0.369	0.141	0.164	0.749	0.178	2.881
03/14/2021	0.694	0.609	0.376	0.116	0.175	0.907	0.183	3.060
03/13/2021	0.687	0.577	0.342	0.138	0.168	0.747	0.171	2.830
03/12/2021	0.648	0.552	0.354	0.163	0.152	0.896	0.164	2.929
03/11/2021	0.589	0.455	0.320	0.146	0.160	0.456	0.155	2.281
03/10/2021	0.566	0.453	0.282	0.176	0.164	0.422	0.127	2.190
03/09/2021	0.546	0.445	0.275	0.174	0.159	0.403	0.133	2.135
03/08/2021	0.598	0.457	0.268	0.170	0.123	0.402	0.097	2.115
03/07/2021	0.600	0.444	0.234	0.192	0.132	0.428	0.108	2.138
03/06/2021	0.564	0.521	0.247	0.203	0.121	0.430	0.126	2.212

Date	1	2	3	4	5	6	7	Total
03/05/2021	0.533	0.577	0.220	0.223	0.116	0.448	0.128	2.245
03/04/2021	0.565	0.583	0.258	0.222	0.100	0.412	0.113	2.253
03/03/2021	0.542	0.599	0.255	0.255	0.100	0.387	0.159	2.297
03/02/2021	0.515	0.602	0.208	0.215	0.098	0.019	0.210	1.867
03/01/2021	0.550	0.562	0.213	0.224	0.092	0.041	0.189	1.871
02/28/2021	0.549	0.568	0.206	0.225	0.056	0.042	0.202	1.848
02/27/2021	0.514	0.559	0.210	0.239	0.070	0.057	0.184	1.833
02/26/2021	0.517	0.584	0.339	0.210	0.061	0.063	0.208	1.982
02/25/2021	0.553	0.591	0.278	0.183	0.078	0.060	0.291	2.034
02/24/2021	0.556	0.591	0.263	0.171	0.059	0.064	0.273	1.977
02/23/2021	0.569	0.627	0.268	0.168	0.039	0.069	0.281	2.021
02/22/2021	0.526	0.676	0.292	0.182	0.039	0.071	0.293	2.079
02/21/2021	0.508	0.687	0.314	0.202	0.041	0.081	0.296	2.129
02/20/2021	0.508	0.687	0.314	0.202	0.041	0.081	0.296	2.129
02/19/2021	0.534	0.601	0.311	0.182	0.042	0.072	0.286	2.028
02/18/2021	0.544	0.552	0.324	0.181	0.156	0.075	0.303	2.135
02/17/2021	0.631	0.571	0.228	0.144	0.138	0.079	0.293	2.084
02/16/2021	0.644	0.566	0.208	0.124	0.124	0.080	0.304	2.050
02/15/2021	0.714	0.595	0.173	0.131	0.119	0.069	0.229	2.030
02/14/2021	0.675	0.594	0.173	0.124	0.129	0.041	0.262	1.998
02/13/2021	0.638	0.582	0.178	0.140	0.131	0.037	0.278	1.984
02/12/2021	0.686	0.595	0.167	0.084	0.097	0.058	0.402	2.089
02/11/2021	0.676	0.551	0.152	0.116	0.098	0.096	0.461	2.150
02/10/2021	0.657	0.569	0.190	0.121	0.091	0.125	0.321	2.074
02/09/2021	0.692	0.609	0.212	0.131	0.098	0.146	0.357	2.245
02/08/2021	0.723	0.532	0.228	0.124	0.129	0.226	0.403	2.365
02/07/2021	0.790	0.539	0.202	0.131	0.130	0.238	0.389	2.419
02/06/2021	0.740	0.581	0.414	0.118	0.125	0.231	0.313	2.522
02/05/2021	0.759	0.550	0.382	0.129	0.115	0.198	0.277	2.410
02/04/2021	0.799	0.575	0.417	0.157	0.115	0.201	0.227	2.491
02/03/2021	0.805	0.576	0.476	0.137	0.072	0.200	0.282	2.548
02/02/2021	0.754	0.562	0.578	0.159	0.070	0.211	0.284	2.618
02/01/2021	0.727	0.738	0.457	0.158	0.067	0.194	0.284	2.625
01/31/2021	0.685	0.692	0.474	0.162	0.070	0.200	0.293	2.576
01/30/2021	0.656	0.698	0.469	0.193	0.077	0.190	0.262	2.545
01/29/2021	0.697	0.703	0.413	0.166	0.080	0.192	0.247	2.498
01/28/2021	0.767	0.683	0.460	0.233	0.076	0.154	0.185	2.558
01/27/2021	0.747	0.679	0.457	0.192	0.080	0.136	0.184	2.475
01/26/2021	0.728	0.659	0.418	0.203	0.083	0.158	0.236	2.485
01/25/2021	0.714	0.712	0.393	0.211	0.079	0.150	0.255	2.514
01/24/2021	0.695	0.749	0.389	0.221	0.068	0.122	0.249	2.493
01/23/2021	0.719	0.763	0.377	0.222	0.065	0.117	0.236	2.499
01/22/2021	0.706	0.766	0.351	0.220	0.060	0.095	0.251	2.449
01/21/2021	0.731	0.756	0.346	0.226	0.051	0.087	0.290	2.487
01/20/2021	0.776	0.796	0.331	0.218	0.058	0.093	0.336	2.608
01/19/2021	0.842	0.838	0.377	0.236	0.062	0.097	0.333	2.785
01/18/2021	0.925	0.886	0.407	0.236	0.095	0.087	0.385	3.021
01/17/2021	0.958	0.839	0.452	0.250	0.102	0.093	0.368	3.062
01/16/2021	0.936	0.810	0.432	0.230	0.096	0.091	0.373	2.968
01/15/2021	0.958	0.835	0.447	0.221	0.105	0.090	0.401	3.057
01/14/2021	0.967	0.850	0.454	0.240	0.087	0.089	0.430	3.117
01/13/2021	0.859	0.861	0.395	0.167	0.091	0.091	0.441	2.905
01/12/2021	0.892	0.905	0.364	0.201	0.098	0.096	0.452	3.008
01/11/2021	0.905	0.888	0.363	0.195	0.084	0.053	0.417	2.905
01/10/2021	0.919	0.822	0.447	0.191	0.087	0.057	0.454	2.977
01/09/2021	0.909	0.854	0.457	0.199	0.084	0.054	0.436	2.993
01/08/2021	0.896	0.907	0.523	0.205	0.092	0.055	0.579	3.257
01/07/2021	0.984	0.859	0.512	0.229	0.106	0.045	0.591	3.326
01/06/2021	0.940	0.841	0.653	0.185	0.134	0.044	0.491	3.288
01/05/2021	0.992	0.781	0.649	0.234	0.164	0.038	0.250	3.108
01/04/2021	0.851	0.743	0.529	0.220	0.188	0.068	0.245	2.844

Date	1	2	3	4	5	6	7	Total
01/03/2021	0.738	0.698	0.502	0.195	0.137	0.074	0.181	2.525
01/02/2021	0.734	0.672	0.488	0.242	0.181	0.062	0.221	2.600
01/01/2021	0.717	0.660	0.431	0.235	0.230	0.095	0.195	2.563
12/31/2020	0.686	0.627	0.413	0.198	0.201	0.094	0.206	2.425
12/30/2020	0.692	0.619	0.416	0.248	0.195	0.088	0.203	2.461
12/29/2020	0.772	0.614	0.449	0.256	0.192	0.092	0.190	2.565
12/28/2020	0.763	0.602	0.419	0.242	0.182	0.111	0.203	2.522
12/27/2020	0.783	0.606	0.437	0.249	0.187	0.115	0.208	2.585
12/26/2020	0.725	0.584	0.346	0.262	0.220	0.122	0.157	2.416
12/25/2020	0.739	0.570	0.357	0.260	0.234	0.129	0.197	2.486
12/24/2020	0.680	0.587	0.351	0.291	0.231	0.168	0.191	2.499
12/23/2020	0.728	0.573	0.384	0.296	0.264	0.159	0.209	2.613
12/22/2020	0.728	0.553	0.344	0.273	0.287	0.164	0.233	2.582
12/21/2020	0.727	0.554	0.403	0.282	0.277	0.164	0.238	2.645
12/20/2020	0.731	0.576	0.418	0.300	0.275	0.150	0.251	2.701
12/19/2020	0.717	0.560	0.446	0.307	0.259	0.180	0.276	2.745
12/18/2020	0.730	0.576	0.469	0.285	0.245	0.184	0.331	2.820
12/17/2020	0.730	0.599	0.519	0.311	0.209	0.165	0.355	2.888
12/16/2020	0.714	0.583	0.535	0.330	0.261	0.183	0.369	2.975
12/15/2020	0.666	0.601	0.575	0.303	0.255	0.211	0.389	3.000
12/14/2020	0.628	0.612	0.536	0.314	0.274	0.217	0.416	2.997
12/13/2020	0.647	0.631	0.576	0.337	0.295	0.203	0.407	3.096
12/12/2020	0.647	0.631	0.576	0.337	0.295	0.203	0.407	3.096
12/11/2020	0.723	0.619	0.584	0.355	0.287	0.205	0.446	3.219
12/10/2020	0.712	0.634	0.568	0.339	0.279	0.187	0.413	3.132
12/09/2020	0.776	0.563	0.634	0.293	0.306	0.119	0.407	3.098
12/08/2020	0.734	0.609	0.602	0.287	0.242	0.123	0.393	2.990
12/07/2020	0.693	0.673	0.624	0.314	0.222	0.123	0.403	3.052
12/06/2020	0.574	0.661	0.619	0.302	0.236	0.138	0.436	2.966
12/05/2020	0.617	0.648	0.586	0.293	0.231	0.116	0.461	2.952
12/04/2020	0.635	0.689	0.558	0.263	0.262	0.073	0.463	2.943
12/03/2020	0.839	0.642	0.517	0.388	0.291	0.099	0.300	3.076
12/02/2020	0.893	0.619	0.513	0.360	0.326	0.091	0.294	3.096
12/01/2020	0.933	0.710	0.549	0.393	0.284	0.096	0.301	3.266
11/30/2020	0.987	0.716	0.514	0.403	0.299	0.083	0.315	3.317
11/29/2020	0.987	0.716	0.514	0.403	0.299	0.083	0.315	3.317
11/28/2020	0.987	0.716	0.514	0.403	0.299	0.083	0.315	3.317
11/27/2020	0.987	0.716	0.514	0.403	0.299	0.083	0.315	3.317
11/26/2020	1.120	0.770	0.540	0.420	0.292	0.075	0.320	3.537
11/25/2020	1.153	0.870	0.607	0.460	0.276	0.063	0.313	3.742
11/24/2020	1.143	0.954	0.587	0.517	0.226	0.069	0.336	3.832
11/23/2020	1.120	0.981	0.658	0.518	0.262	0.085	0.362	3.986
11/22/2020	1.161	0.995	0.687	0.544	0.286	0.093	0.368	4.134
11/21/2020	1.317	1.013	0.725	0.505	0.259	0.111	0.378	4.308
11/20/2020	1.450	1.113	0.990	0.579	0.255	0.151	0.366	4.904
11/19/2020	1.372	1.133	0.988	0.613	0.232	0.136	0.433	4.907
11/18/2020	1.291	1.239	1.184	0.513	0.186	0.126	0.458	4.997
11/17/2020	1.419	1.150	1.608	0.531	0.167	0.151	0.431	5.457
11/16/2020	1.477	1.187	2.197	0.521	0.122	0.174	0.414	6.092
11/15/2020	1.477	1.187	2.197	0.521	0.122	0.174	0.414	6.092
11/14/2020	1.525	1.239	2.220	0.502	0.147	0.154	0.374	6.161
11/13/2020	1.525	1.239	2.220	0.502	0.147	0.154	0.374	6.161
11/12/2020	1.534	1.245	2.227	0.495	0.140	0.147	0.361	6.149
11/11/2020	1.508	1.268	2.303	0.468	0.131	0.162	0.330	6.170
11/10/2020	1.679	1.285	1.157	0.538	0.139	0.185	0.319	5.302
11/09/2020	1.698	1.302	1.127	0.468	0.145	0.177	0.330	5.247
11/08/2020	1.719	1.315	1.071	0.482	0.116	0.164	0.321	5.188
11/07/2020	1.719	1.315	1.071	0.482	0.116	0.164	0.321	5.188
11/06/2020	1.656	1.367	1.017	0.495	0.107	0.182	0.273	5.097
11/05/2020	1.552	1.331	0.785	0.407	0.109	0.159	0.250	4.593
11/04/2020	1.733	1.318	0.821	0.305	0.148	0.210	0.112	4.647

Date	1	2	3	4	5	6	7	Total
11/03/2020	1.707	1.322	0.608	0.302	0.184	0.235	0.106	4.464
11/02/2020	1.611	1.383	0.759	0.322	0.183	0.205	0.098	4.561
11/01/2020	1.669	1.344	0.783	0.332	0.216	0.171	0.086	4.601
10/31/2020	1.608	1.250	0.754	0.299	0.213	0.186	0.165	4.475
10/30/2020	1.609	1.166	0.681	0.329	0.178	0.196	0.180	4.339
10/29/2020	1.584	1.170	0.667	0.317	0.192	0.200	0.228	4.358
10/28/2020	1.730	1.090	0.573	0.334	0.190	0.214	0.265	4.396
10/27/2020	1.767	1.003	0.590	0.323	0.228	0.231	0.273	4.415
10/26/2020	1.731	0.937	0.599	0.287	0.224	0.216	0.267	4.261
10/25/2020	1.726	0.879	0.589	0.307	0.248	0.222	0.282	4.253
10/24/2020	1.622	0.986	0.632	0.576	0.507	0.217	0.238	4.778
10/23/2020	1.622	0.985	0.715	0.584	0.497	0.203	0.246	4.852
10/22/2020	1.515	0.915	0.668	0.611	0.523	0.186	0.306	4.724
10/21/2020	1.499	1.047	0.674	0.576	0.462	0.207	0.368	4.833
10/20/2020	1.487	1.181	0.740	0.618	0.444	0.228	0.392	5.090
10/19/2020	1.456	1.240	0.777	0.628	0.439	0.228	0.406	5.174
10/18/2020	1.526	1.257	0.711	0.652	0.472	0.268	0.443	5.329
10/17/2020	1.513	1.273	0.721	0.629	0.465	0.253	0.480	5.334
10/16/2020	1.547	1.292	0.722	0.656	0.479	0.241	0.404	5.341
10/15/2020	1.528	1.246	0.774	0.662	0.497	0.255	0.380	5.342
10/14/2020	1.527	1.203	0.776	0.812	0.537	0.245	0.351	5.451
10/13/2020	1.467	1.332	0.767	0.819	0.530	0.262	0.341	5.518
10/12/2020	1.490	1.542	0.737	0.774	0.496	0.245	0.342	5.626
10/11/2020	1.383	1.565	0.751	0.883	0.493	0.263	0.353	5.691
10/10/2020	1.342	1.546	0.763	0.852	0.474	0.243	0.338	5.558
10/09/2020	1.446	1.587	0.754	0.816	0.296	0.256	0.395	5.550
10/08/2020	1.420	1.597	0.533	0.791	0.344	0.268	0.384	5.337
10/07/2020	1.488	1.830	0.608	0.938	0.410	0.217	0.371	5.862
10/06/2020	1.412	1.577	0.560	0.980	0.514	0.303	0.238	5.584
10/05/2020	1.391	1.544	0.467	0.932	0.425	0.174	0.258	5.191
10/04/2020	1.533	1.622	0.540	0.658	0.225	0.198	0.279	5.055
10/03/2020	1.525	1.551	0.615	0.661	0.219	0.183	0.267	5.021
10/02/2020	1.231	1.097	0.533	0.681	0.203	0.173	0.109	4.027
10/01/2020	1.214	1.030	0.545	0.678	0.203	0.161	0.109	3.940
09/30/2020	1.383	1.103	0.465	0.663	0.111	0.147	0.196	4.068
09/29/2020	1.173	1.164	0.515	0.164	0.089	0.156	0.209	3.470
09/28/2020	1.126	1.125	0.425	0.187	0.097	0.121	0.092	3.173
09/27/2020	0.955	0.933	0.485	0.211	0.106	0.144	0.075	2.909
09/26/2020	0.971	0.961	0.441	0.214	0.102	0.128	0.185	3.002
09/25/2020	0.759	0.803	0.411	0.169	0.110	0.078	0.165	2.495
09/24/2020	0.889	1.030	0.383	0.155	0.109	0.073	0.161	2.800
09/23/2020	1.123	1.418	0.370	0.131	0.348	0.343	0.176	3.909
09/22/2020	1.009	1.001	0.388	0.068	0.264	0.243	0.171	3.144
09/21/2020	1.164	0.691	0.431	0.050	0.153	0.107	0.232	2.828
09/20/2020	1.146	0.611	0.422	0.046	0.148	0.109	0.244	2.726
09/19/2020	1.109	0.581	0.375	0.184	0.146	0.235	0.355	2.985
09/18/2020	1.217	0.783	0.361	0.318	0.241	0.213	0.364	3.497
09/17/2020	1.124	0.886	0.378	0.262	0.236	0.173	0.428	3.487
09/16/2020	0.995	0.801	0.375	0.249	0.236	0.227	0.408	3.291
09/15/2020	0.914	0.792	0.397	0.278	0.244	0.231	0.459	3.315
09/14/2020	0.905	0.958	0.365	0.311	0.174	0.241	0.427	3.381
09/13/2020	0.918	0.909	0.376	0.316	0.180	0.248	0.437	3.384
09/12/2020	0.902	0.900	0.387	0.311	0.166	0.229	0.444	3.339
09/11/2020	0.834	0.846	0.399	0.306	0.177	0.237	0.425	3.224
09/10/2020	0.896	0.794	0.406	0.302	0.192	0.242	0.484	3.316
09/09/2020	0.810	0.764	0.399	0.280	0.240	0.260	0.472	3.225
09/08/2020	0.770	0.737	0.397	0.296	0.214	0.233	0.485	3.132
09/07/2020	0.743	0.780	0.399	0.327	0.223	0.221	0.494	3.187
09/06/2020	0.655	0.821	0.383	0.347	0.246	0.241	0.482	3.175
09/05/2020	0.624	0.794	0.359	0.327	0.230	0.248	0.463	3.045
09/04/2020	0.632	0.827	0.417	0.310	0.229	0.264	0.440	3.119

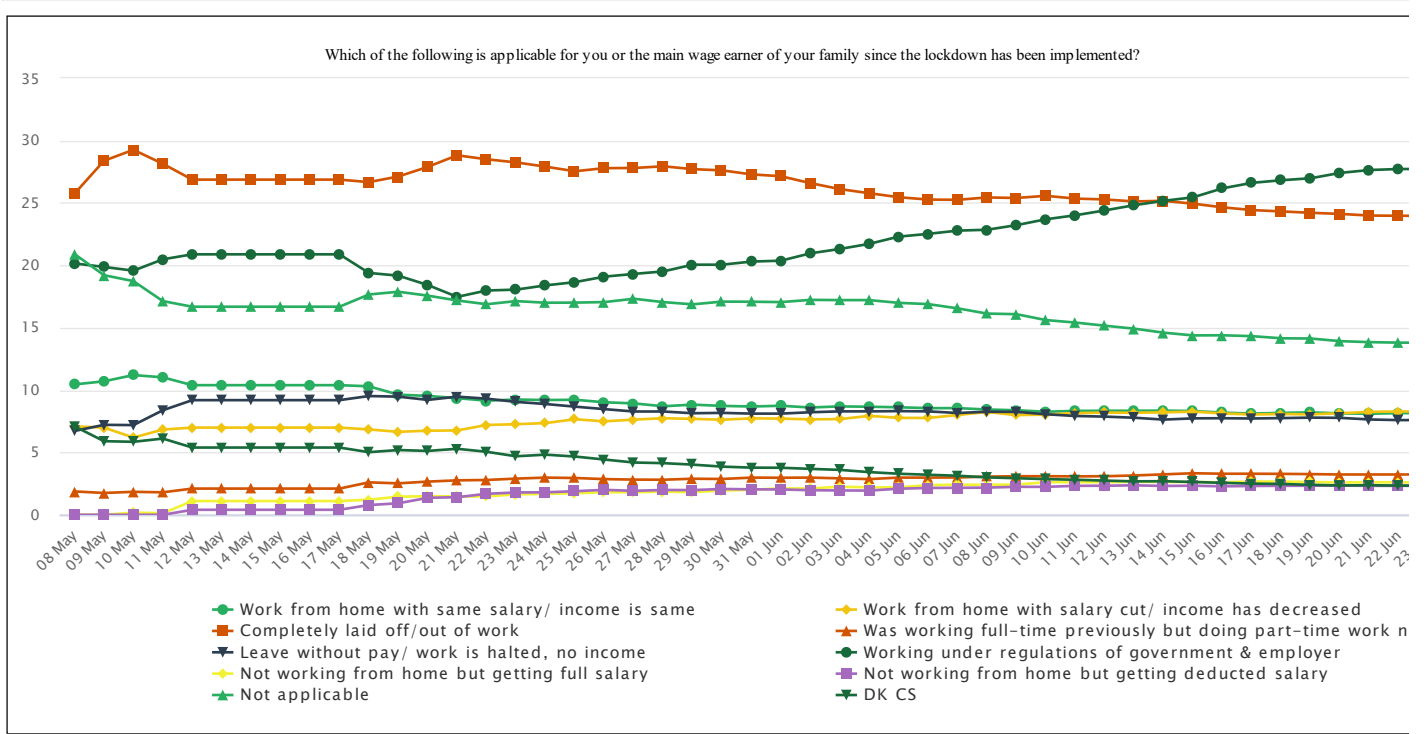


Date	1	2	3	4	5	6	7	Total
09/03/2020	0.680	0.866	0.450	0.277	0.216	0.204	0.439	3.132
09/02/2020	0.648	0.901	0.447	0.290	0.201	0.220	0.505	3.212
09/01/2020	0.718	0.861	0.385	0.589	0.181	0.177	0.999	3.910
08/31/2020	0.941	0.667	0.317	0.488	0.173	0.187	0.756	3.529
08/30/2020	0.967	0.543	0.356	0.446	0.203	0.203	0.786	3.504
08/29/2020	0.966	0.540	0.355	0.444	0.202	0.203	0.786	3.496
08/28/2020	0.860	0.600	0.367	0.415	0.205	0.229	0.593	3.269
08/27/2020	0.856	0.565	0.343	0.397	0.208	0.206	0.556	3.131
08/26/2020	0.856	0.551	0.418	0.371	0.180	0.232	0.488	3.096
08/25/2020	0.916	0.496	0.463	0.333	0.092	0.198	0.457	2.955
08/24/2020	0.979	0.605	0.493	0.306	0.093	0.227	0.460	3.163
08/23/2020	0.956	0.568	0.520	0.276	0.066	0.235	0.466	3.087
08/22/2020	0.966	0.645	0.500	0.302	0.100	0.233	0.441	3.187
08/21/2020	0.996	0.685	0.503	0.306	0.110	0.232	0.534	3.366
08/20/2020	1.008	0.708	0.559	0.306	0.114	0.184	0.582	3.461
08/19/2020	1.020	0.660	0.542	0.277	0.121	0.140	0.634	3.394
08/18/2020	0.920	0.597	0.423	0.243	0.081	0.134	0.584	2.982
08/17/2020	0.912	0.603	0.461	0.063	0.132	0.135	0.457	2.763
08/16/2020	0.789	0.667	0.424	0.122	0.236	0.185	0.398	2.821
08/15/2020	0.822	0.651	0.394	0.165	0.215	0.157	0.372	2.776
08/14/2020	0.781	0.711	0.478	0.240	0.142	0.184	0.357	2.893
08/13/2020	0.781	0.694	0.480	0.248	0.150	0.145	0.383	2.881
08/12/2020	0.638	0.654	0.649	0.240	0.165	0.172	0.466	2.984
08/11/2020	0.655	0.821	0.404	0.203	0.134	0.212	0.338	2.767
08/10/2020	0.617	0.922	0.449	0.190	0.159	0.219	0.352	2.908
08/09/2020	0.625	0.644	0.449	0.195	0.160	0.219	0.354	2.646
08/08/2020	0.744	0.739	0.394	0.171	0.147	0.204	0.346	2.745
08/07/2020	0.749	0.405	0.324	0.143	0.119	0.205	0.346	2.291
08/06/2020	0.815	0.405	0.393	0.171	0.100	0.169	0.207	2.260
08/05/2020	0.822	0.387	0.394	0.159	0.126	0.147	0.165	2.200
08/04/2020	0.517	0.350	0.433	0.147	0.123	0.143	0.127	1.840
08/03/2020	0.571	0.459	0.459	0.151	0.122	0.138	0.131	2.031
08/02/2020	0.561	0.445	0.443	0.146	0.116	0.130	0.130	1.971
08/01/2020	0.572	0.448	0.470	0.119	0.086	0.094	0.130	1.919
07/31/2020	0.542	0.479	0.488	0.096	0.092	0.103	0.131	1.931
07/30/2020	0.595	0.490	0.455	0.034	0.098	0.075	0.138	1.885
07/29/2020	0.584	0.481	0.522	0.040	0.098	0.075	0.146	1.946
07/28/2020	0.671	0.546	0.428	0.057	0.098	0.075	0.089	1.964
07/27/2020	0.578	0.543	0.438	0.067	0.095	0.046	0.082	1.849
07/26/2020	0.783	0.694	0.433	0.052	0.053	0.000	0.095	2.110
07/25/2020	0.789	0.684	0.398	0.044	0.092	0.000	0.091	2.098
07/24/2020	0.653	0.650	0.417	0.039	0.089	0.000	0.089	1.937
07/23/2020	0.527	0.428	0.401	0.038	0.242	0.000	0.122	1.758
07/22/2020	0.586	0.471	0.433	0.000	0.214	0.000	0.026	1.730
07/21/2020	0.756	0.475	0.330	0.000	0.158	0.000	0.026	1.745
07/20/2020	0.651	0.402	0.314	0.000	0.165	0.000	0.030	1.562
07/19/2020	0.504	0.177	0.273	0.070	0.303	0.000	0.030	1.357
07/18/2020	0.577	0.236	0.306	0.068	0.282	0.000	0.031	1.500
07/17/2020	0.491	0.262	0.287	0.056	0.264	0.000	0.032	1.392
07/16/2020	0.472	0.262	0.287	0.052	0.276	0.018	0.018	1.385
07/15/2020	0.464	0.262	0.338	0.062	0.261	0.016	0.033	1.436
07/14/2020	0.433	0.234	0.268	0.057	0.266	0.016	0.032	1.306
07/13/2020	0.437	0.248	0.262	0.055	0.241	0.016	0.031	1.290
07/12/2020	0.385	0.235	0.221	0.058	0.232	0.019	0.037	1.187
07/11/2020	0.283	0.262	0.202	0.066	0.244	0.022	0.022	1.101
07/10/2020	0.228	0.267	0.184	0.069	0.198	0.021	0.021	0.988
07/09/2020	0.214	0.249	0.222	0.075	0.261	0.021	0.021	1.063
07/08/2020	0.301	0.240	0.254	0.077	0.223	0.021	0.021	1.137
07/07/2020	0.269	0.214	0.199	0.076	0.220	0.021	0.021	1.020
07/06/2020	0.178	0.192	0.196	0.070	0.202	0.023	0.023	0.884
07/05/2020	0.199	0.249	0.140	0.065	0.186	0.022	0.055	0.916

Date	1	2	3	4	5	6	7	Total
07/04/2020	0.482	0.246	0.141	0.022	0.150	0.022	0.054	1.117
07/03/2020	0.346	0.291	0.134	0.020	0.143	0.020	0.052	1.006
07/02/2020	0.346	0.302	0.123	0.050	0.157	0.017	0.048	1.043
07/01/2020	0.305	0.276	0.163	0.053	0.144	0.000	0.054	0.995
06/30/2020	0.320	0.298	0.096	0.026	0.144	0.021	0.047	0.952
06/29/2020	0.312	0.291	0.112	0.026	0.103	0.021	0.048	0.913
06/28/2020	0.329	0.253	0.242	0.026	0.104	0.051	0.027	1.032
06/27/2020	0.322	0.267	0.237	0.026	0.099	0.051	0.028	1.030
06/26/2020	0.330	0.229	0.238	0.025	0.103	0.050	0.026	1.001
06/25/2020	0.256	0.271	0.216	0.025	0.110	0.058	0.029	0.965
06/24/2020	0.292	0.300	0.185	0.042	0.066	0.058	0.028	0.971
06/23/2020	0.270	0.281	0.186	0.040	0.062	0.056	0.028	0.923
06/22/2020	0.321	0.315	0.175	0.038	0.057	0.053	0.028	0.987
06/21/2020	0.322	0.281	0.171	0.038	0.097	0.053	0.028	0.990
06/20/2020	0.330	0.348	0.183	0.080	0.098	0.054	0.000	1.093
06/19/2020	0.334	0.413	0.185	0.085	0.062	0.093	0.000	1.172
06/18/2020	0.318	0.406	0.199	0.093	0.069	0.088	0.000	1.173
06/17/2020	0.338	0.455	0.212	0.071	0.057	0.082	0.014	1.229
06/16/2020	0.385	0.462	0.167	0.069	0.055	0.083	0.014	1.235
06/15/2020	0.360	0.466	0.169	0.070	0.054	0.054	0.016	1.189
06/14/2020	0.419	0.442	0.138	0.082	0.046	0.054	0.017	1.198
06/13/2020	0.412	0.451	0.011	0.112	0.067	0.035	0.017	1.105
06/12/2020	0.420	0.444	0.070	0.104	0.059	0.035	0.017	1.149
06/11/2020	0.452	0.452	0.069	0.103	0.057	0.032	0.017	1.182
06/10/2020	0.437	0.445	0.070	0.133	0.058	0.032	0.015	1.190
06/09/2020	0.382	0.415	0.069	0.119	0.057	0.033	0.019	1.094
06/08/2020	0.378	0.432	0.054	0.119	0.086	0.032	0.017	1.118
06/07/2020	0.306	0.401	0.050	0.113	0.083	0.033	0.017	1.003
06/06/2020	0.322	0.415	0.039	0.139	0.072	0.033	0.017	1.037
06/05/2020	0.327	0.305	0.032	0.123	0.092	0.029	0.017	0.925
06/04/2020	0.268	0.261	0.032	0.124	0.090	0.000	0.018	0.793
06/03/2020	0.282	0.227	0.030	0.176	0.087	0.000	0.018	0.820
06/02/2020	0.206	0.172	0.070	0.187	0.088	0.000	0.000	0.723
06/01/2020	0.178	0.203	0.069	0.210	0.086	0.000	0.000	0.746
05/31/2020	0.188	0.203	0.065	0.208	0.081	0.000	0.000	0.745
05/30/2020	0.084	0.189	0.064	0.154	0.083	0.000	0.000	0.574
05/29/2020	0.095	0.183	0.061	0.145	0.081	0.000	0.000	0.565
05/28/2020	0.091	0.186	0.033	0.141	0.124	0.000	0.000	0.575
05/27/2020	0.056	0.177	0.032	0.143	0.125	0.000	0.000	0.533
05/26/2020	0.060	0.151	0.037	0.117	0.114	0.000	0.000	0.479
05/25/2020	0.063	0.189	0.063	0.157	0.105	0.000	0.026	0.603
05/24/2020	0.067	0.226	0.064	0.166	0.080	0.000	0.027	0.630
05/23/2020	0.063	0.230	0.066	0.193	0.078	0.000	0.027	0.657
05/22/2020	0.042	0.216	0.089	0.145	0.052	0.000	0.033	0.577
05/21/2020	0.099	0.199	0.090	0.137	0.027	0.000	0.043	0.595
05/20/2020	0.101	0.186	0.089	0.135	0.027	0.000	0.043	0.581
05/19/2020	0.075	0.181	0.090	0.096	0.028	0.004	0.035	0.509
05/18/2020	0.125	0.150	0.050	0.127	0.027	0.004	0.028	0.511
05/17/2020	0.123	0.147	0.082	0.115	0.043	0.004	0.029	0.543
05/16/2020	0.114	0.135	0.081	0.119	0.042	0.004	0.033	0.528
05/15/2020	0.103	0.127	0.074	0.117	0.040	0.004	0.033	0.498
05/14/2020	0.138	0.120	0.073	0.111	0.036	0.005	0.037	0.520
05/13/2020	0.185	0.171	0.070	0.113	0.011	0.022	0.070	0.642
05/12/2020	0.178	0.225	0.070	0.140	0.011	0.022	0.087	0.733
05/11/2020	0.182	0.222	0.072	0.142	0.011	0.021	0.093	0.743
05/10/2020	0.190	0.190	0.047	0.118	0.040	0.021	0.061	0.667
05/09/2020	0.205	0.143	0.043	0.110	0.037	0.021	0.058	0.617
05/08/2020	0.216	0.120	0.068	0.086	0.037	0.021	0.055	0.603
05/07/2020	0.209	0.118	0.076	0.085	0.038	0.023	0.053	0.602
05/06/2020	0.194	0.115	0.094	0.086	0.039	0.024	0.053	0.605
05/05/2020	0.204	0.141	0.092	0.080	0.037	0.022	0.049	0.625



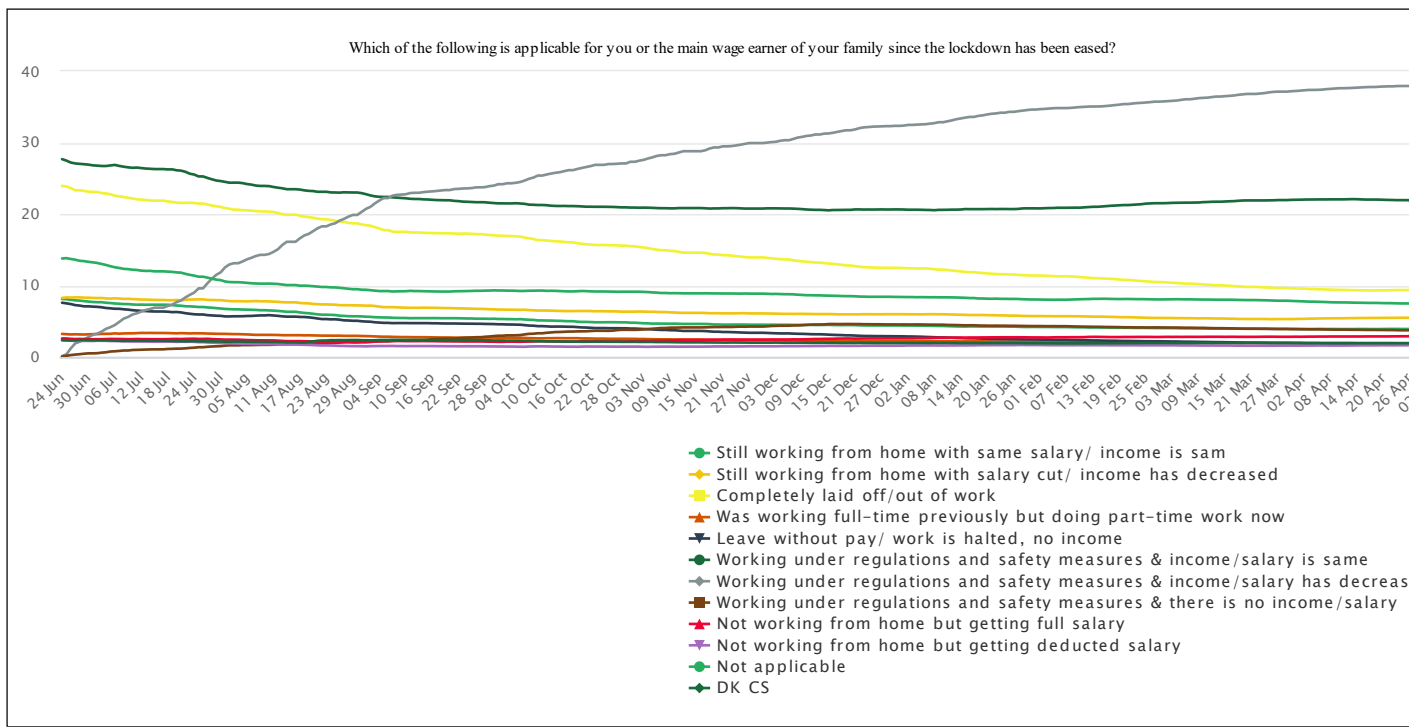
Which of the following is applicable for you or the main wage earner of your family since the lockdown has been implemented?



**Which of the following is applicable for you or the main wage earner of your family since the lockdown has been implemented?**

Date	Work from home with same salary/ income is same	Work from home with salary cut/ income has decreased	Completely laid off/out of work	Was working full-time previously but doing part-time work now	Leave without pay/ work is halted, no income	Working under regulations of government & employer	Not working from home but getting full salary	Not working from home but getting deducted salary	Not applicable	Don't know/Can't say	Total
06/23/2020	8.15	8.28	23.97	3.23	7.59	27.72	2.60	2.32	13.80	2.34	10
06/22/2020	8.15	8.28	23.97	3.23	7.59	27.72	2.60	2.32	13.80	2.34	10
06/21/2020	8.10	8.25	23.99	3.23	7.64	27.64	2.61	2.32	13.84	2.37	10
06/20/2020	8.13	8.14	24.12	3.23	7.77	27.41	2.59	2.34	13.92	2.35	10
06/19/2020	8.21	8.05	24.21	3.26	7.79	26.98	2.63	2.33	14.13	2.40	10
06/18/2020	8.17	8.08	24.32	3.28	7.75	26.82	2.66	2.32	14.15	2.47	10
06/17/2020	8.11	8.04	24.43	3.29	7.72	26.61	2.67	2.31	14.32	2.50	10
06/16/2020	8.19	8.12	24.65	3.29	7.74	26.17	2.60	2.28	14.39	2.56	10
06/15/2020	8.32	8.27	24.94	3.33	7.73	25.45	2.63	2.33	14.38	2.63	10
06/14/2020	8.35	8.21	25.17	3.24	7.63	25.17	2.63	2.31	14.60	2.69	10
06/13/2020	8.34	8.18	25.12	3.15	7.78	24.82	2.65	2.36	14.92	2.68	10
06/12/2020	8.34	8.19	25.28	3.09	7.87	24.40	2.61	2.33	15.16	2.74	10
06/11/2020	8.33	8.15	25.35	3.08	7.92	24.01	2.62	2.32	15.41	2.81	10
06/10/2020	8.26	8.03	25.57	3.09	8.06	23.69	2.61	2.24	15.61	2.86	10
06/09/2020	8.38	7.99	25.40	3.09	8.25	23.22	2.42	2.24	16.08	2.93	10
06/08/2020	8.44	8.24	25.44	3.06	8.26	22.85	2.40	2.18	16.13	3.00	10
06/07/2020	8.55	8.00	25.25	2.99	8.16	22.78	2.41	2.16	16.55	3.13	10
06/06/2020	8.55	7.76	25.27	2.98	8.29	22.52	2.38	2.15	16.89	3.21	10
06/05/2020	8.62	7.77	25.46	2.98	8.31	22.30	2.20	2.09	16.99	3.29	10
06/04/2020	8.66	7.93	25.78	2.86	8.29	21.72	2.20	1.94	17.21	3.42	10
06/03/2020	8.69	7.67	26.11	2.92	8.29	21.31	2.25	1.95	17.21	3.60	10
06/02/2020	8.60	7.65	26.59	2.98	8.22	20.96	2.11	1.97	17.23	3.68	10
06/01/2020	8.74	7.71	27.14	2.97	8.11	20.37	2.11	2.03	17.05	3.77	10
05/31/2020	8.68	7.73	27.29	2.98	8.11	20.30	2.01	2.04	17.08	3.78	10
05/30/2020	8.73	7.62	27.61	2.87	8.17	20.05	1.94	2.07	17.09	3.86	10
05/29/2020	8.83	7.69	27.71	2.89	8.14	20.05	1.82	1.98	16.87	4.02	10
05/28/2020	8.70	7.74	27.94	2.81	8.28	19.51	1.85	1.99	17.05	4.14	10
05/27/2020	8.93	7.63	27.80	2.82	8.28	19.31	1.81	1.92	17.32	4.19	10
05/26/2020	9.02	7.49	27.79	2.86	8.47	19.09	1.80	2.00	17.05	4.43	10
05/25/2020	9.22	7.66	27.54	2.95	8.67	18.65	1.73	1.89	17.01	4.67	10
05/24/2020	9.20	7.35	27.91	2.98	8.88	18.39	1.67	1.80	17.00	4.82	10
05/23/2020	9.24	7.26	28.25	2.90	9.05	18.05	1.64	1.79	17.13	4.69	10
05/22/2020	9.15	7.20	28.50	2.79	9.31	17.98	1.47	1.68	16.88	5.05	10
05/21/2020	9.35	6.76	28.82	2.76	9.47	17.47	1.47	1.41	17.18	5.29	10
05/20/2020	9.53	6.74	27.89	2.66	9.21	18.42	1.49	1.36	17.57	5.12	10
05/19/2020	9.63	6.65	27.12	2.52	9.47	19.17	1.45	0.92	17.88	5.19	10
05/18/2020	10.30	6.84	26.67	2.60	9.52	19.39	1.21	0.78	17.66	5.02	10
05/17/2020	10.39	6.99	26.87	2.10	9.19	20.88	1.10	0.40	16.68	5.39	10
05/16/2020	10.39	6.99	26.87	2.10	9.19	20.88	1.10	0.40	16.68	5.39	10
05/15/2020	10.39	6.99	26.87	2.10	9.19	20.88	1.10	0.40	16.68	5.39	10
05/14/2020	10.39	6.99	26.87	2.10	9.19	20.88	1.10	0.40	16.68	5.39	10
05/13/2020	10.39	6.99	26.87	2.10	9.19	20.88	1.10	0.40	16.68	5.39	10
05/12/2020	10.39	6.99	26.87	2.10	9.19	20.88	1.10	0.40	16.68	5.39	10
05/11/2020	11.02	6.83	28.14	1.80	8.38	20.48	0.12	0.00	17.13	6.11	10
05/10/2020	11.20	6.19	29.26	1.84	7.19	19.57	0.17	0.00	18.73	5.85	10
05/09/2020	10.70	6.99	28.38	1.75	7.21	19.87	0.00	0.00	19.21	5.90	10
05/08/2020	10.45	7.09	25.75	1.87	6.72	20.15	0.00	0.00	20.90	7.09	10

Which of the following is applicable for you or the main wage earner of your family since the lockdown has been eased?



Which of the following is applicable for you or the main wage earner of your family since the lockdown has been eased?

Date	Still working from home with same salary/ income is same	Still working from home with salary cut/ income has decreased	Completely laid off/out of work	Was working full-time previously but doing part-time work now	Leave without pay/ work is halted, no income	Working under regulations and safety measures & income/salary is same	Working under regulations and safety measures & income/salary has decreased	Working under regulations and safety measures & there is no income/salary	Not working from home but getting full salary	Not working from home but getting deducted salary	Not applicable	Don't know/Can't say
05/03/2021	3.93	5.50	9.50	1.90	1.78	21.85	37.98	3.71	2.90	1.62	7.41	1.92
05/02/2021	3.93	5.50	9.47	1.90	1.78	21.87	37.98	3.71	2.90	1.62	7.42	1.92
05/01/2021	3.93	5.50	9.47	1.90	1.78	21.87	37.98	3.71	2.90	1.62	7.42	1.92
04/30/2021	3.93	5.49	9.44	1.91	1.78	21.87	37.99	3.71	2.90	1.62	7.43	1.92
04/29/2021	3.93	5.49	9.42	1.91	1.79	21.89	37.98	3.71	2.91	1.62	7.44	1.92
04/28/2021	3.92	5.50	9.38	1.92	1.79	21.92	37.96	3.72	2.91	1.63	7.45	1.92
04/27/2021	3.91	5.49	9.38	1.91	1.79	21.92	37.95	3.72	2.91	1.63	7.46	1.92
04/26/2021	3.91	5.48	9.36	1.92	1.79	21.93	37.94	3.73	2.90	1.63	7.48	1.92
04/25/2021	3.91	5.48	9.36	1.92	1.80	21.95	37.93	3.73	2.89	1.63	7.49	1.92
04/24/2021	3.91	5.48	9.36	1.92	1.80	21.95	37.93	3.73	2.89	1.63	7.49	1.92
04/23/2021	3.92	5.47	9.36	1.92	1.80	21.95	37.92	3.74	2.88	1.63	7.50	1.92
04/22/2021	3.92	5.47	9.34	1.93	1.80	21.97	37.88	3.76	2.88	1.62	7.52	1.92
04/21/2021	3.92	5.47	9.33	1.93	1.80	21.98	37.88	3.76	2.87	1.62	7.53	1.92
04/20/2021	3.91	5.47	9.32	1.93	1.81	22.00	37.86	3.77	2.87	1.63	7.53	1.92
04/19/2021	3.90	5.46	9.32	1.93	1.81	22.02	37.83	3.77	2.87	1.62	7.55	1.92
04/18/2021	3.90	5.46	9.31	1.93	1.82	22.03	37.79	3.78	2.87	1.62	7.56	1.92
04/17/2021	3.90	5.46	9.31	1.93	1.82	22.03	37.79	3.78	2.87	1.62	7.56	1.92
04/16/2021	3.91	5.45	9.32	1.93	1.82	22.03	37.77	3.78	2.87	1.62	7.57	1.92
04/15/2021	3.91	5.45	9.32	1.93	1.83	22.05	37.74	3.79	2.86	1.62	7.58	1.92
04/14/2021	3.91	5.44	9.33	1.93	1.83	22.08	37.70	3.80	2.86	1.61	7.59	1.92
04/13/2021	3.90	5.43	9.34	1.94	1.84	22.09	37.67	3.80	2.86	1.60	7.60	1.93
04/12/2021	3.90	5.43	9.36	1.94	1.84	22.08	37.64	3.81	2.86	1.60	7.62	1.93
04/11/2021	3.90	5.41	9.38	1.94	1.85	22.06	37.62	3.82	2.86	1.59	7.63	1.93
04/10/2021	3.90	5.41	9.38	1.94	1.85	22.06	37.62	3.82	2.86	1.59	7.63	1.93
04/09/2021	3.91	5.41	9.40	1.94	1.86	22.06	37.58	3.82	2.86	1.59	7.64	1.93
04/08/2021	3.91	5.40	9.42	1.94	1.86	22.06	37.53	3.83	2.86	1.59	7.65	1.93
04/07/2021	3.91	5.40	9.44	1.94	1.87	22.05	37.49	3.84	2.85	1.60	7.68	1.93
04/06/2021	3.92	5.39	9.46	1.94	1.88	22.05	37.42	3.85	2.85	1.60	7.70	1.93
04/05/2021	3.92	5.38	9.47	1.95	1.88	22.05	37.39	3.86	2.85	1.60	7.72	1.94
04/04/2021	3.91	5.36	9.50	1.95	1.89	22.04	37.38	3.86	2.84	1.59	7.74	1.94
04/03/2021	3.91	5.36	9.50	1.95	1.89	22.04	37.38	3.86	2.84	1.59	7.74	1.94
04/02/2021	3.91	5.33	9.55	1.95	1.91	22.03	37.33	3.87	2.83	1.59	7.77	1.94
04/01/2021	3.92	5.33	9.57	1.96	1.92	22.01	37.28	3.87	2.82	1.58	7.79	1.95
03/31/2021	3.93	5.31	9.59	1.96	1.92	22.00	37.23	3.88	2.83	1.58	7.82	1.95
03/30/2021	3.92	5.30	9.61	1.96	1.93	21.99	37.20	3.89	2.82	1.58	7.84	1.95
03/29/2021	3.94	5.30	9.64	1.96	1.94	21.96	37.14	3.90	2.82	1.58	7.87	1.96
03/28/2021	3.94	5.30	9.64	1.96	1.94	21.96	37.14	3.90	2.82	1.58	7.87	1.96
03/27/2021	3.94	5.30	9.64	1.96	1.94	21.96	37.14	3.90	2.82	1.58	7.87	1.96
03/26/2021	3.94	5.29	9.67	1.95	1.95	21.93	37.11	3.91	2.83	1.57	7.89	1.96
03/25/2021	3.95	5.29	9.71	1.94	1.96	21.92	37.04	3.92	2.83	1.57	7.91	1.96
03/24/2021	3.97	5.31	9.73	1.95	1.97	21.91	36.94	3.93	2.83	1.57	7.93	1.97
03/23/2021	3.97	5.31	9.76	1.94	1.98	21.91	36.88	3.93	2.82	1.57	7.94	1.97
03/22/2021	3.97	5.31	9.80	1.94	1.99	21.91	36.82	3.94	2.81	1.57	7.96	1.98
03/21/2021	3.97	5.31	9.80	1.94	1.99	21.91	36.82	3.94	2.81	1.57	7.96	1.98
03/20/2021	3.97	5.31	9.80	1.94	1.99	21.91	36.82	3.94	2.81	1.57	7.96	1.98
03/19/2021	3.96	5.32	9.83	1.94	2.01	21.90	36.76	3.95	2.81	1.57	7.97	1.97
03/18/2021	3.97	5.32	9.87	1.94	2.02	21.86	36.70	3.96	2.81	1.58	7.98	1.97
03/17/2021	3.96	5.35	9.92	1.95	2.04	21.81	36.60	3.99	2.82	1.58	8.00	1.98
03/16/2021	3.95	5.35	9.96	1.95	2.05	21.79	36.55	4.00	2.82	1.59	8.01	1.97
03/15/2021	3.96	5.37	10.00	1.96	2.06	21.76	36.51	4.01	2.81	1.59	8.01	1.97
03/14/2021	3.96	5.38	10.03	1.96	2.07	21.73	36.45	4.02	2.82	1.59	8.01	1.97
03/13/2021	3.96	5.38	10.03	1.96	2.07	21.73	36.45	4.02	2.82	1.59	8.01	1.97
03/12/2021	3.96	5.39	10.07	1.97	2.08	21.72	36.38	4.03	2.82	1.60	8.02	1.96
03/11/2021	3.97	5.40	10.11	1.97	2.09	21.69	36.30	4.05	2.82	1.59	8.03	1.96

Date	Still working from home with same salary/ income is same	Still working from home with salary cut/ income has decreased	Completely laid off/out of work	Was working full-time previously but doing part-time work now	Leave without pay/ work is halted, no income	Working under regulations and safety measures & income/salary is same	Working under regulations and safety measures & income/salary has decreased	Working under regulations and safety measures & there is no income/salary	Not working from home but getting full salary	Not working from home but getting deducted salary	Not applicable	Don't know/Can't say
03/10/2021	3.98	5.41	10.15	1.98	2.10	21.67	36.27	4.07	2.81	1.59	8.03	1.96
03/09/2021	3.99	5.40	10.19	1.98	2.11	21.62	36.23	4.07	2.81	1.60	8.04	1.96
03/08/2021	3.99	5.41	10.23	1.99	2.12	21.61	36.14	4.08	2.81	1.61	8.05	1.96
03/07/2021	4.00	5.42	10.26	2.00	2.13	21.60	36.07	4.09	2.81	1.61	8.06	1.95
03/06/2021	4.00	5.42	10.26	2.00	2.13	21.60	36.07	4.09	2.81	1.61	8.06	1.95
03/05/2021	4.00	5.43	10.31	2.00	2.14	21.59	35.99	4.10	2.80	1.61	8.07	1.95
03/04/2021	4.02	5.43	10.35	2.01	2.16	21.58	35.89	4.11	2.81	1.62	8.08	1.95
03/03/2021	4.03	5.45	10.38	2.01	2.16	21.57	35.85	4.11	2.80	1.62	8.07	1.95
03/02/2021	4.03	5.45	10.42	2.02	2.17	21.54	35.81	4.12	2.81	1.62	8.06	1.95
03/01/2021	4.03	5.45	10.46	2.02	2.18	21.52	35.77	4.12	2.80	1.62	8.05	1.96
02/28/2021	4.04	5.46	10.49	2.03	2.19	21.52	35.74	4.13	2.79	1.62	8.05	1.95
02/27/2021	4.04	5.46	10.49	2.03	2.19	21.52	35.74	4.13	2.79	1.62	8.05	1.95
02/26/2021	4.05	5.47	10.54	2.03	2.20	21.49	35.67	4.12	2.80	1.62	8.07	1.95
02/25/2021	4.06	5.48	10.58	2.04	2.20	21.46	35.62	4.12	2.80	1.62	8.08	1.95
02/24/2021	4.07	5.51	10.63	2.05	2.21	21.38	35.57	4.13	2.80	1.62	8.09	1.94
02/23/2021	4.06	5.52	10.67	2.06	2.22	21.34	35.54	4.13	2.80	1.63	8.09	1.94
02/22/2021	4.07	5.54	10.73	2.06	2.23	21.30	35.48	4.14	2.79	1.63	8.10	1.93
02/21/2021	4.08	5.56	10.78	2.08	2.24	21.26	35.40	4.15	2.79	1.63	8.11	1.93
02/20/2021	4.08	5.56	10.78	2.08	2.24	21.26	35.40	4.15	2.79	1.63	8.11	1.93
02/19/2021	4.09	5.57	10.84	2.08	2.25	21.23	35.32	4.17	2.78	1.63	8.10	1.93
02/18/2021	4.09	5.59	10.89	2.09	2.27	21.19	35.26	4.18	2.78	1.63	8.11	1.92
02/17/2021	4.10	5.61	10.93	2.10	2.27	21.16	35.19	4.19	2.78	1.63	8.12	1.92
02/16/2021	4.11	5.62	10.96	2.10	2.28	21.11	35.13	4.19	2.79	1.64	8.14	1.92
02/15/2021	4.11	5.64	10.99	2.11	2.29	21.06	35.08	4.21	2.80	1.64	8.14	1.92
02/14/2021	4.12	5.64	11.03	2.11	2.31	21.02	35.06	4.22	2.81	1.64	8.13	1.91
02/13/2021	4.12	5.64	11.03	2.11	2.31	21.02	35.06	4.22	2.81	1.64	8.13	1.91
02/12/2021	4.11	5.66	11.09	2.12	2.32	20.98	35.05	4.23	2.80	1.64	8.10	1.91
02/11/2021	4.14	5.67	11.14	2.12	2.34	20.94	35.01	4.24	2.77	1.64	8.09	1.90
02/10/2021	4.14	5.69	11.18	2.12	2.35	20.89	34.98	4.25	2.76	1.65	8.07	1.90
02/09/2021	4.15	5.69	11.23	2.12	2.36	20.90	34.92	4.26	2.76	1.64	8.05	1.90
02/08/2021	4.16	5.70	11.27	2.13	2.37	20.89	34.87	4.28	2.76	1.64	8.03	1.90
02/07/2021	4.18	5.70	11.29	2.13	2.39	20.88	34.84	4.30	2.75	1.64	8.01	1.90
02/06/2021	4.18	5.70	11.29	2.13	2.39	20.88	34.84	4.30	2.75	1.64	8.01	1.90
02/05/2021	4.18	5.70	11.29	2.13	2.39	20.88	34.84	4.30	2.75	1.64	8.01	1.90
02/04/2021	4.18	5.70	11.31	2.14	2.40	20.85	34.82	4.31	2.74	1.64	8.00	1.91
02/03/2021	4.19	5.71	11.35	2.14	2.42	20.84	34.77	4.30	2.72	1.64	8.01	1.91
02/02/2021	4.19	5.71	11.37	2.14	2.42	20.82	34.72	4.31	2.72	1.65	8.02	1.92
02/01/2021	4.19	5.72	11.39	2.14	2.43	20.79	34.69	4.32	2.73	1.66	8.03	1.92
01/31/2021	4.20	5.72	11.40	2.14	2.44	20.80	34.63	4.32	2.73	1.66	8.04	1.92
01/30/2021	4.20	5.72	11.40	2.14	2.44	20.80	34.63	4.32	2.73	1.66	8.04	1.92
01/29/2021	4.19	5.73	11.43	2.13	2.44	20.80	34.56	4.33	2.74	1.66	8.06	1.92
01/28/2021	4.20	5.74	11.45	2.13	2.45	20.79	34.48	4.34	2.75	1.67	8.08	1.93
01/27/2021	4.22	5.77	11.48	2.13	2.46	20.72	34.40	4.35	2.75	1.67	8.11	1.94
01/26/2021	4.24	5.78	11.54	2.14	2.47	20.70	34.31	4.36	2.75	1.65	8.12	1.94
01/25/2021	4.24	5.78	11.54	2.14	2.47	20.70	34.31	4.36	2.75	1.65	8.12	1.94
01/24/2021	4.25	5.81	11.58	2.15	2.49	20.71	34.19	4.37	2.75	1.65	8.13	1.94
01/23/2021	4.25	5.81	11.58	2.15	2.49	20.71	34.19	4.37	2.75	1.65	8.13	1.94
01/22/2021	4.25	5.83	11.61	2.15	2.50	20.70	34.09	4.38	2.74	1.65	8.16	1.94
01/21/2021	4.25	5.84	11.64	2.16	2.51	20.71	34.04	4.37	2.74	1.65	8.14	1.94
01/20/2021	4.26	5.85	11.69	2.17	2.54	20.70	33.95	4.38	2.73	1.65	8.15	1.94
01/19/2021	4.25	5.87	11.75	2.18	2.56	20.69	33.82	4.39	2.73	1.64	8.18	1.93
01/18/2021	4.26	5.87	11.79	2.18	2.58	20.69	33.75	4.40	2.72	1.64	8.18	1.94
01/17/2021	4.27	5.87	11.86	2.18	2.60	20.69	33.60	4.43	2.72	1.62	8.24	1.94
01/16/2021	4.27	5.87	11.86	2.18	2.60	20.69	33.60	4.43	2.72	1.62	8.24	1.94
01/15/2021	4.25	5.89	11.91	2.18	2.62	20.70	33.50	4.42	2.70	1.61	8.28	1.94
01/14/2021	4.26	5.91	11.97	2.17	2.64	20.64	33.39	4.44	2.71	1.62	8.30	1.94



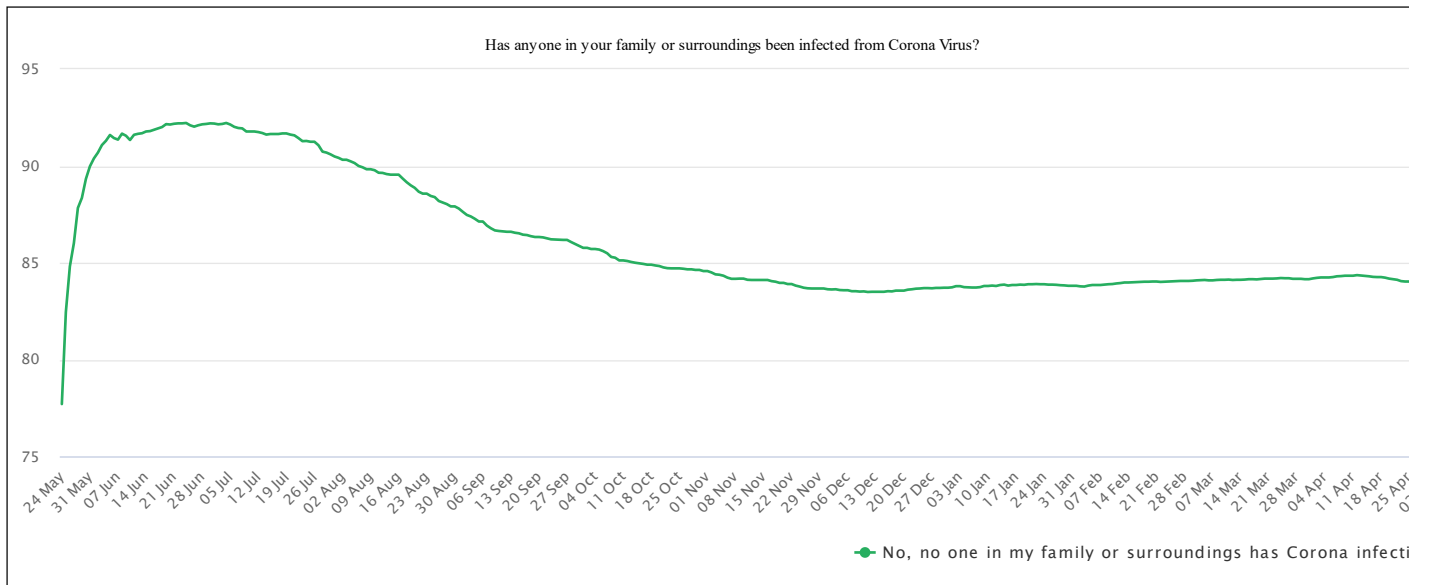
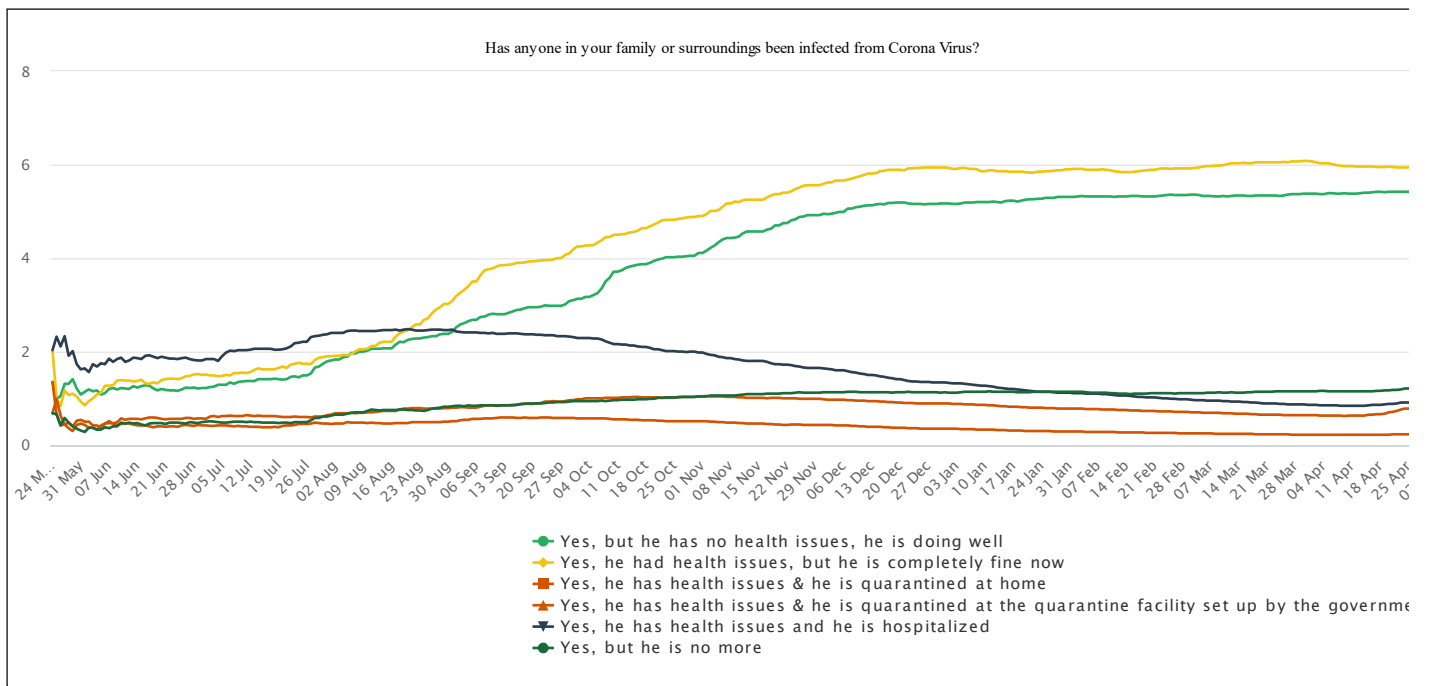
Date	Still working from home with same salary/ income is same	Still working from home with salary cut/ income has decreased	Completely laid off/out of work	Was working full-time previously but doing part-time work now	Leave without pay/ work is halted, no income	Working under regulations and safety measures & income/salary is same	Working under regulations and safety measures & income/salary has decreased	Working under regulations and safety measures & there is no income/salary	Not working from home but getting full salary	Not working from home but getting deducted salary	Not applicable	Don't know/Can't say
01/13/2021	4.27	5.92	12.03	2.18	2.66	20.62	33.28	4.46	2.71	1.61	8.32	1.95
01/12/2021	4.29	5.94	12.09	2.19	2.69	20.62	33.12	4.47	2.70	1.61	8.33	1.95
01/11/2021	4.31	5.95	12.17	2.19	2.71	20.60	32.99	4.48	2.68	1.61	8.34	1.97
01/10/2021	4.33	5.97	12.22	2.20	2.73	20.59	32.86	4.51	2.69	1.60	8.34	1.96
01/09/2021	4.33	5.97	12.22	2.20	2.73	20.59	32.86	4.51	2.69	1.60	8.34	1.96
01/08/2021	4.35	5.98	12.28	2.21	2.76	20.54	32.73	4.52	2.68	1.61	8.36	1.97
01/07/2021	4.36	5.98	12.34	2.22	2.78	20.57	32.66	4.52	2.66	1.61	8.35	1.95
01/06/2021	4.37	5.97	12.39	2.21	2.80	20.58	32.58	4.53	2.64	1.61	8.36	1.96
01/05/2021	4.38	5.96	12.38	2.21	2.83	20.60	32.55	4.54	2.63	1.60	8.37	1.95
01/04/2021	4.38	5.96	12.38	2.21	2.84	20.61	32.52	4.55	2.63	1.60	8.36	1.95
01/03/2021	4.39	5.97	12.41	2.21	2.86	20.61	32.48	4.54	2.61	1.60	8.38	1.95
01/02/2021	4.39	5.97	12.41	2.21	2.86	20.61	32.48	4.54	2.61	1.60	8.38	1.95
01/01/2021	4.39	5.98	12.45	2.21	2.88	20.64	32.38	4.55	2.61	1.58	8.39	1.95
12/31/2020	4.40	5.98	12.46	2.20	2.89	20.65	32.35	4.54	2.60	1.58	8.40	1.95
12/30/2020	4.40	5.98	12.47	2.19	2.89	20.65	32.35	4.55	2.60	1.57	8.40	1.95
12/29/2020	4.40	5.98	12.48	2.20	2.90	20.64	32.31	4.55	2.60	1.57	8.42	1.95
12/28/2020	4.40	5.98	12.48	2.20	2.90	20.64	32.31	4.55	2.60	1.57	8.42	1.95
12/27/2020	4.40	5.97	12.49	2.19	2.91	20.65	32.28	4.56	2.59	1.57	8.42	1.95
12/26/2020	4.40	5.97	12.50	2.20	2.91	20.64	32.26	4.57	2.59	1.58	8.42	1.95
12/25/2020	4.40	5.97	12.52	2.20	2.92	20.63	32.24	4.57	2.59	1.58	8.42	1.96
12/24/2020	4.40	5.98	12.54	2.20	2.93	20.64	32.18	4.58	2.59	1.57	8.42	1.96
12/23/2020	4.41	5.98	12.56	2.21	2.93	20.63	32.14	4.58	2.58	1.57	8.44	1.96
12/22/2020	4.42	5.96	12.62	2.22	2.96	20.65	32.03	4.60	2.57	1.55	8.45	1.98
12/21/2020	4.45	5.96	12.71	2.22	2.99	20.65	31.85	4.60	2.56	1.55	8.49	1.96
12/20/2020	4.46	5.96	12.80	2.23	3.02	20.59	31.73	4.61	2.58	1.54	8.51	1.96
12/19/2020	4.46	5.96	12.80	2.23	3.02	20.59	31.73	4.61	2.58	1.54	8.51	1.96
12/18/2020	4.45	5.96	12.90	2.23	3.05	20.58	31.63	4.60	2.57	1.55	8.52	1.96
12/17/2020	4.46	5.96	12.96	2.24	3.07	20.57	31.51	4.60	2.57	1.54	8.55	1.97
12/16/2020	4.47	5.99	13.02	2.25	3.09	20.57	31.38	4.61	2.54	1.55	8.56	1.98
12/15/2020	4.49	6.00	13.08	2.25	3.12	20.52	31.29	4.60	2.54	1.55	8.58	1.98
12/14/2020	4.48	6.00	13.13	2.25	3.15	20.56	31.26	4.55	2.53	1.53	8.59	1.98
12/13/2020	4.47	6.00	13.21	2.24	3.17	20.59	31.14	4.54	2.51	1.53	8.62	1.98
12/12/2020	4.47	6.00	13.21	2.24	3.17	20.59	31.14	4.54	2.51	1.53	8.62	1.98
12/11/2020	4.49	6.01	13.27	2.27	3.18	20.61	31.00	4.52	2.49	1.52	8.64	1.98
12/10/2020	4.48	6.02	13.32	2.28	3.21	20.64	30.94	4.49	2.47	1.52	8.64	1.99
12/09/2020	4.48	6.03	13.38	2.30	3.23	20.69	30.81	4.44	2.46	1.52	8.68	2.00
12/08/2020	4.48	6.03	13.44	2.30	3.24	20.73	30.71	4.41	2.45	1.51	8.71	1.99
12/07/2020	4.48	6.02	13.52	2.31	3.26	20.76	30.52	4.41	2.46	1.51	8.76	1.99
12/06/2020	4.50	6.03	13.65	2.31	3.29	20.78	30.34	4.37	2.44	1.51	8.78	1.99
12/05/2020	4.50	6.03	13.65	2.31	3.29	20.78	30.34	4.37	2.44	1.51	8.78	1.99
12/04/2020	4.50	6.04	13.69	2.33	3.29	20.79	30.26	4.37	2.44	1.50	8.80	2.00
12/03/2020	4.50	6.06	13.75	2.34	3.31	20.80	30.12	4.35	2.44	1.49	8.82	2.01
12/02/2020	4.51	6.07	13.80	2.35	3.33	20.80	30.07	4.33	2.44	1.49	8.81	2.00
12/01/2020	4.50	6.08	13.87	2.35	3.36	20.80	30.00	4.28	2.43	1.49	8.84	2.00
11/30/2020	4.51	6.09	13.93	2.35	3.38	20.77	29.94	4.25	2.43	1.49	8.86	2.00
11/29/2020	4.51	6.09	13.93	2.35	3.38	20.77	29.94	4.25	2.43	1.49	8.86	2.00
11/28/2020	4.51	6.09	13.93	2.35	3.38	20.77	29.94	4.25	2.43	1.49	8.86	2.00
11/27/2020	4.51	6.09	13.93	2.35	3.38	20.77	29.94	4.25	2.43	1.49	8.86	2.00
11/26/2020	4.53	6.12	13.98	2.36	3.40	20.77	29.83	4.23	2.43	1.48	8.88	2.01
11/25/2020	4.53	6.12	14.05	2.35	3.42	20.80	29.71	4.24	2.43	1.47	8.86	2.01
11/24/2020	4.53	6.10	14.11	2.35	3.45	20.83	29.61	4.22	2.43	1.47	8.87	2.02
11/23/2020	4.53	6.10	14.18	2.36	3.47	20.84	29.52	4.19	2.44	1.46	8.88	2.02
11/22/2020	4.52	6.10	14.24	2.37	3.49	20.82	29.48	4.19	2.43	1.47	8.88	2.01
11/21/2020	4.52	6.10	14.24	2.37	3.49	20.82	29.48	4.19	2.43	1.47	8.88	2.01
11/20/2020	4.54	6.12	14.34	2.38	3.53	20.79	29.33	4.18	2.41	1.47	8.89	2.02
11/19/2020	4.54	6.12	14.34	2.38	3.53	20.79	29.33	4.18	2.41	1.47	8.89	2.02

Date	Still working from home with same salary/ income is same	Still working from home with salary cut/ income has decreased	Completely laid off/out of work	Was working full-time previously but doing part-time work now	Leave without pay/ work is halted, no income	Working under regulations and safety measures & income/salary is same	Working under regulations and safety measures & income/salary has decreased	Working under regulations and safety measures & there is no income/salary	Not working from home but getting full salary	Not working from home but getting deducted salary	Not applicable	Don't know/Can't say
11/18/2020	4.59	6.12	14.44	2.39	3.57	20.77	29.18	4.16	2.40	1.45	8.90	2.03
11/17/2020	4.61	6.15	14.55	2.41	3.62	20.81	28.93	4.14	2.38	1.45	8.91	2.03
11/16/2020	4.62	6.17	14.60	2.43	3.64	20.84	28.80	4.13	2.38	1.44	8.90	2.04
11/15/2020	4.62	6.17	14.60	2.43	3.64	20.84	28.80	4.13	2.38	1.44	8.90	2.04
11/14/2020	4.62	6.17	14.60	2.43	3.64	20.84	28.80	4.13	2.38	1.44	8.90	2.04
11/13/2020	4.62	6.17	14.60	2.43	3.64	20.84	28.80	4.13	2.38	1.44	8.90	2.04
11/12/2020	4.62	6.17	14.60	2.43	3.64	20.84	28.80	4.13	2.38	1.44	8.90	2.04
11/11/2020	4.64	6.18	14.72	2.44	3.69	20.84	28.62	4.11	2.36	1.43	8.92	2.05
11/10/2020	4.66	6.22	14.82	2.44	3.73	20.80	28.44	4.10	2.34	1.44	8.93	2.06
11/09/2020	4.65	6.24	14.86	2.45	3.74	20.80	28.39	4.10	2.33	1.44	8.92	2.07
11/08/2020	4.66	6.28	14.94	2.46	3.78	20.82	28.24	4.05	2.29	1.44	8.95	2.08
11/07/2020	4.66	6.28	14.94	2.46	3.78	20.82	28.24	4.05	2.29	1.44	8.95	2.08
11/06/2020	4.67	6.30	15.01	2.47	3.81	20.84	28.14	3.99	2.28	1.43	9.00	2.08
11/05/2020	4.66	6.32	15.11	2.48	3.85	20.87	27.94	3.95	2.26	1.43	9.03	2.10
11/04/2020	4.70	6.32	15.22	2.49	3.89	20.89	27.78	3.89	2.22	1.41	9.08	2.10
11/03/2020	4.71	6.35	15.33	2.51	3.91	20.90	27.59	3.86	2.22	1.42	9.10	2.10
11/02/2020	4.75	6.36	15.39	2.51	3.94	20.89	27.47	3.81	2.22	1.44	9.13	2.10
11/01/2020	4.79	6.34	15.49	2.53	3.97	20.91	27.32	3.79	2.19	1.44	9.13	2.11
10/31/2020	4.79	6.34	15.49	2.53	3.97	20.91	27.32	3.79	2.19	1.44	9.13	2.11
10/30/2020	4.84	6.34	15.58	2.54	4.01	20.94	27.09	3.80	2.17	1.44	9.13	2.11
10/29/2020	4.84	6.34	15.58	2.54	4.01	20.94	27.09	3.80	2.17	1.44	9.13	2.11
10/28/2020	4.85	6.37	15.61	2.54	4.02	20.97	27.04	3.75	2.18	1.43	9.12	2.12
10/27/2020	4.86	6.38	15.64	2.54	4.02	21.00	27.01	3.68	2.17	1.44	9.14	2.12
10/26/2020	4.86	6.38	15.64	2.54	4.02	21.01	27.00	3.65	2.17	1.44	9.15	2.12
10/25/2020	4.85	6.40	15.67	2.56	4.04	21.02	26.89	3.66	2.18	1.45	9.16	2.13
10/24/2020	4.85	6.40	15.67	2.56	4.04	21.02	26.89	3.66	2.18	1.45	9.16	2.13
10/23/2020	4.85	6.40	15.67	2.56	4.04	21.02	26.89	3.66	2.18	1.45	9.16	2.13
10/22/2020	4.88	6.42	15.72	2.58	4.08	21.03	26.72	3.63	2.19	1.45	9.18	2.13
10/21/2020	4.90	6.43	15.77	2.59	4.11	21.03	26.59	3.59	2.21	1.46	9.21	2.12
10/20/2020	4.90	6.43	15.83	2.59	4.13	21.07	26.46	3.58	2.20	1.44	9.23	2.12
10/19/2020	4.93	6.43	15.92	2.62	4.17	21.10	26.32	3.58	2.16	1.42	9.20	2.14
10/18/2020	5.00	6.42	16.04	2.62	4.22	21.12	26.15	3.55	2.15	1.43	9.17	2.14
10/17/2020	5.00	6.42	16.04	2.62	4.22	21.12	26.15	3.55	2.15	1.43	9.17	2.14
10/16/2020	5.02	6.42	16.10	2.62	4.24	21.14	26.01	3.52	2.16	1.44	9.19	2.15
10/15/2020	5.05	6.44	16.16	2.63	4.25	21.13	25.86	3.49	2.17	1.45	9.22	2.16
10/14/2020	5.06	6.45	16.19	2.63	4.25	21.14	25.78	3.48	2.17	1.45	9.25	2.16
10/13/2020	5.09	6.48	16.23	2.62	4.24	21.17	25.67	3.43	2.18	1.46	9.26	2.17
10/12/2020	5.09	6.49	16.29	2.62	4.28	21.24	25.54	3.38	2.18	1.47	9.25	2.18
10/11/2020	5.11	6.50	16.35	2.60	4.31	21.27	25.39	3.31	2.20	1.48	9.29	2.19
10/10/2020	5.11	6.50	16.35	2.60	4.31	21.27	25.39	3.31	2.20	1.48	9.29	2.19
10/09/2020	5.18	6.52	16.50	2.62	4.37	21.30	25.11	3.25	2.17	1.47	9.27	2.23
10/08/2020	5.20	6.56	16.61	2.63	4.39	21.32	24.94	3.23	2.15	1.46	9.27	2.25
10/07/2020	5.24	6.60	16.71	2.66	4.45	21.43	24.69	3.15	2.14	1.42	9.24	2.26
10/06/2020	5.29	6.59	16.84	2.68	4.51	21.48	24.49	3.06	2.12	1.43	9.23	2.28
10/05/2020	5.27	6.60	16.89	2.68	4.52	21.52	24.38	3.03	2.13	1.44	9.26	2.28
10/04/2020	5.29	6.61	16.92	2.69	4.54	21.49	24.31	3.02	2.14	1.45	9.28	2.28
10/03/2020	5.29	6.61	16.92	2.69	4.54	21.49	24.31	3.02	2.14	1.45	9.28	2.28
10/02/2020	5.31	6.63	16.97	2.70	4.57	21.50	24.18	2.97	2.11	1.46	9.30	2.30
10/01/2020	5.31	6.63	16.97	2.70	4.57	21.50	24.18	2.97	2.11	1.46	9.30	2.30
09/30/2020	5.35	6.66	17.03	2.71	4.60	21.54	23.98	2.92	2.13	1.47	9.32	2.30
09/29/2020	5.33	6.67	17.08	2.71	4.61	21.59	23.91	2.86	2.13	1.47	9.29	2.32
09/28/2020	5.35	6.71	17.13	2.71	4.62	21.65	23.77	2.82	2.15	1.48	9.28	2.33
09/27/2020	5.35	6.73	17.19	2.69	4.64	21.66	23.74	2.76	2.16	1.49	9.26	2.33
09/26/2020	5.35	6.73	17.19	2.69	4.64	21.66	23.74	2.76	2.16	1.49	9.26	2.33
09/25/2020	5.38	6.75	17.23	2.71	4.65	21.69	23.64	2.71	2.16	1.49	9.24	2.34
09/24/2020	5.38	6.77	17.26	2.71	4.65	21.72	23.60	2.69	2.16	1.50	9.22	2.34

Date	Still working from home with same salary/income is same	Still working from home with salary cut/income has decreased	Completely laid off/out of work	Was working full-time previously but doing part-time work now	Leave without pay/work is halted, no income	Working under regulations and safety measures & income/salary is same	Working under regulations and safety measures & income/salary has decreased	Working under regulations and safety measures & there is no income/salary	Not working from home but getting full salary	Not working from home but getting deducted salary	Not applicable	Don't know/Can't say
09/23/2020	5.40	6.79	17.27	2.71	4.66	21.74	23.58	2.65	2.16	1.49	9.21	2.35
09/22/2020	5.41	6.80	17.25	2.70	4.67	21.81	23.53	2.61	2.17	1.49	9.20	2.36
09/21/2020	5.42	6.81	17.27	2.70	4.68	21.85	23.50	2.57	2.17	1.50	9.19	2.35
09/20/2020	5.42	6.84	17.31	2.72	4.68	21.93	23.36	2.56	2.18	1.50	9.15	2.35
09/19/2020	5.42	6.84	17.31	2.72	4.68	21.93	23.36	2.56	2.18	1.50	9.15	2.35
09/18/2020	5.42	6.85	17.31	2.72	4.69	21.95	23.30	2.54	2.19	1.51	9.15	2.36
09/17/2020	5.43	6.87	17.33	2.73	4.71	21.96	23.23	2.52	2.20	1.51	9.16	2.35
09/16/2020	5.43	6.88	17.34	2.74	4.71	22.00	23.18	2.48	2.21	1.52	9.17	2.35
09/15/2020	5.43	6.89	17.35	2.75	4.73	22.04	23.13	2.41	2.21	1.52	9.19	2.35
09/14/2020	5.43	6.89	17.38	2.76	4.73	22.06	23.07	2.37	2.22	1.52	9.20	2.36
09/13/2020	5.43	6.88	17.42	2.76	4.73	22.11	22.98	2.35	2.21	1.52	9.22	2.37
09/12/2020	5.43	6.88	17.42	2.76	4.73	22.11	22.98	2.35	2.21	1.52	9.22	2.37
09/11/2020	5.42	6.88	17.43	2.77	4.73	22.14	22.94	2.36	2.21	1.52	9.25	2.36
09/10/2020	5.45	6.89	17.52	2.78	4.74	22.21	22.77	2.32	2.21	1.51	9.20	2.38
09/09/2020	5.45	6.91	17.52	2.78	4.74	22.25	22.73	2.31	2.22	1.52	9.19	2.38
09/08/2020	5.46	6.94	17.50	2.79	4.74	22.30	22.69	2.27	2.23	1.52	9.18	2.38
09/07/2020	5.48	6.97	17.55	2.81	4.73	22.34	22.57	2.24	2.23	1.54	9.16	2.39
09/06/2020	5.52	6.97	17.75	2.83	4.77	22.40	22.24	2.19	2.20	1.53	9.22	2.37
09/05/2020	5.52	6.97	17.75	2.83	4.77	22.40	22.24	2.19	2.20	1.53	9.22	2.37
09/04/2020	5.54	7.04	17.98	2.85	4.81	22.42	21.89	2.17	2.18	1.53	9.22	2.37
09/03/2020	5.56	7.13	18.18	2.87	4.85	22.48	21.49	2.14	2.16	1.52	9.28	2.33
09/02/2020	5.61	7.18	18.37	2.90	4.93	22.61	21.01	2.09	2.14	1.51	9.34	2.32
09/01/2020	5.63	7.18	18.44	2.91	4.95	22.78	20.73	2.05	2.12	1.48	9.40	2.33
08/31/2020	5.67	7.20	18.55	2.93	4.99	22.93	20.30	2.05	2.11	1.50	9.41	2.34
08/30/2020	5.69	7.22	18.70	2.95	5.06	23.02	19.88	2.03	2.10	1.51	9.48	2.37
08/29/2020	5.69	7.22	18.70	2.95	5.06	23.02	19.88	2.03	2.10	1.51	9.48	2.37
08/28/2020	5.70	7.24	18.77	2.95	5.10	23.03	19.64	2.05	2.12	1.52	9.54	2.36
08/27/2020	5.74	7.24	18.92	2.95	5.12	23.05	19.33	2.04	2.11	1.54	9.61	2.35
08/26/2020	5.78	7.25	18.98	2.98	5.21	23.00	19.08	2.00	2.13	1.55	9.68	2.36
08/25/2020	5.86	7.31	19.08	2.97	5.27	23.02	18.71	1.99	2.15	1.58	9.73	2.34
08/24/2020	5.89	7.33	19.17	2.98	5.26	23.03	18.55	1.95	2.16	1.60	9.74	2.35
08/23/2020	5.91	7.35	19.27	2.98	5.30	23.12	18.28	1.92	2.17	1.61	9.79	2.30
08/22/2020	5.91	7.35	19.27	2.98	5.30	23.12	18.28	1.92	2.17	1.61	9.79	2.30
08/21/2020	5.96	7.38	19.36	3.00	5.38	23.12	18.01	1.88	2.16	1.63	9.85	2.26
08/20/2020	6.04	7.42	19.48	3.01	5.47	23.22	17.61	1.86	2.18	1.66	9.90	2.17
08/19/2020	6.11	7.50	19.57	3.03	5.54	23.25	17.23	1.86	2.18	1.68	9.95	2.10
08/18/2020	6.16	7.51	19.64	3.02	5.59	23.32	17.01	1.85	2.19	1.70	9.98	2.02
08/17/2020	6.23	7.56	19.77	3.04	5.60	23.43	16.61	1.84	2.21	1.71	9.97	2.03
08/16/2020	6.32	7.64	19.92	3.04	5.64	23.48	16.12	1.78	2.21	1.74	10.06	2.05
08/15/2020	6.32	7.64	19.92	3.04	5.64	23.48	16.12	1.78	2.21	1.74	10.06	2.05
08/14/2020	6.32	7.64	19.92	3.04	5.64	23.48	16.12	1.78	2.21	1.74	10.06	2.05
08/13/2020	6.39	7.66	19.99	3.04	5.68	23.61	15.67	1.76	2.24	1.77	10.13	2.08
08/12/2020	6.44	7.71	20.16	3.07	5.75	23.69	15.07	1.76	2.28	1.79	10.21	2.07
08/11/2020	6.48	7.74	20.28	3.08	5.80	23.79	14.71	1.71	2.31	1.77	10.24	2.09
08/10/2020	6.51	7.77	20.34	3.09	5.85	23.91	14.41	1.69	2.31	1.79	10.27	2.09
08/09/2020	6.54	7.79	20.37	3.09	5.81	23.94	14.29	1.69	2.32	1.80	10.26	2.10
08/08/2020	6.54	7.79	20.37	3.09	5.81	23.94	14.29	1.69	2.32	1.80	10.26	2.10
08/07/2020	6.58	7.82	20.41	3.09	5.78	23.99	14.13	1.67	2.33	1.80	10.28	2.11
08/06/2020	6.60	7.80	20.49	3.12	5.74	24.12	13.88	1.66	2.35	1.82	10.31	2.12
08/05/2020	6.62	7.78	20.52	3.15	5.73	24.20	13.67	1.65	2.36	1.83	10.37	2.12
08/04/2020	6.63	7.79	20.54	3.17	5.70	24.33	13.37	1.66	2.39	1.85	10.42	2.14
08/03/2020	6.66	7.80	20.61	3.19	5.69	24.40	13.12	1.62	2.42	1.87	10.46	2.15
08/02/2020	6.66	7.80	20.61	3.19	5.69	24.40	13.12	1.62	2.42	1.87	10.46	2.15
08/01/2020	6.69	7.82	20.75	3.21	5.67	24.39	12.95	1.62	2.43	1.89	10.48	2.12
07/31/2020	6.72	7.88	20.84	3.23	5.67	24.51	12.54	1.58	2.42	1.92	10.56	2.13
07/30/2020	6.78	7.95	21.00	3.23	5.75	24.62	11.84	1.51	2.45	1.95	10.75	2.16

Date	Still working from home with same salary/income is same	Still working from home with salary cut/income has decreased	Completely laid off/out of work	Was working full-time previously but doing part-time work now	Leave without pay/work is halted, no income	Working under regulations and safety measures & income/salary is same	Working under regulations and safety measures & income/salary has decreased	Working under regulations and safety measures & there is no income/salary	Not working from home but getting full salary	Not working from home but getting deducted salary	Not applicable	Don't know/Can't say
07/29/2020	6.83	7.95	21.10	3.24	5.77	24.70	11.49	1.49	2.47	1.97	10.82	2.17
07/28/2020	6.89	7.97	21.20	3.26	5.81	24.87	10.94	1.46	2.50	2.00	10.95	2.18
07/27/2020	6.93	7.98	21.34	3.27	5.85	25.06	10.31	1.42	2.54	2.03	11.10	2.17
07/26/2020	6.99	8.06	21.47	3.30	5.94	25.27	9.60	1.36	2.52	2.07	11.23	2.19
07/25/2020	6.99	8.06	21.47	3.30	5.94	25.27	9.60	1.36	2.52	2.07	11.23	2.19
07/24/2020	7.04	8.04	21.55	3.31	5.97	25.53	9.01	1.29	2.55	2.11	11.38	2.22
07/23/2020	7.08	8.03	21.59	3.29	6.04	25.65	8.69	1.26	2.54	2.13	11.49	2.21
07/22/2020	7.09	8.00	21.57	3.31	6.12	25.92	8.33	1.20	2.53	2.12	11.63	2.19
07/21/2020	7.17	7.91	21.57	3.33	6.23	26.08	7.91	1.16	2.50	2.13	11.80	2.21
07/20/2020	7.20	7.97	21.60	3.30	6.29	26.13	7.67	1.16	2.52	2.11	11.83	2.22
07/19/2020	7.25	7.94	21.70	3.32	6.27	26.26	7.32	1.13	2.51	2.14	11.91	2.24
07/18/2020	7.30	7.94	21.77	3.34	6.33	26.25	7.14	1.12	2.49	2.14	11.94	2.26
07/17/2020	7.31	7.97	21.88	3.35	6.36	26.30	6.90	1.06	2.48	2.13	11.98	2.28
07/16/2020	7.31	7.97	21.88	3.35	6.36	26.30	6.90	1.06	2.48	2.13	11.98	2.28
07/15/2020	7.31	7.98	21.88	3.35	6.36	26.30	6.89	1.06	2.48	2.13	11.98	2.28
07/14/2020	7.31	8.00	21.90	3.36	6.38	26.34	6.71	1.05	2.48	2.14	12.05	2.29
07/13/2020	7.30	8.03	21.97	3.35	6.42	26.37	6.57	1.03	2.49	2.15	12.04	2.28
07/12/2020	7.32	8.03	22.03	3.36	6.45	26.44	6.36	1.01	2.49	2.15	12.08	2.28
07/11/2020	7.31	8.07	22.07	3.33	6.49	26.51	6.11	0.99	2.51	2.16	12.17	2.28
07/10/2020	7.34	8.10	22.17	3.30	6.54	26.48	5.94	0.97	2.49	2.16	12.21	2.28
07/09/2020	7.40	8.14	22.28	3.30	6.62	26.54	5.60	0.90	2.48	2.17	12.29	2.28
07/08/2020	7.40	8.12	22.39	3.29	6.67	26.63	5.36	0.90	2.50	2.19	12.33	2.24
07/07/2020	7.44	8.17	22.47	3.25	6.74	26.74	4.91	0.84	2.51	2.21	12.45	2.27
07/06/2020	7.48	8.21	22.57	3.30	6.74	26.88	4.47	0.79	2.51	2.22	12.55	2.28
07/05/2020	7.54	8.16	22.77	3.24	6.80	26.81	4.17	0.76	2.52	2.23	12.69	2.31
07/04/2020	7.58	8.19	22.87	3.24	6.85	26.73	3.94	0.65	2.50	2.25	12.87	2.33
07/03/2020	7.66	8.25	22.95	3.22	6.95	26.73	3.55	0.60	2.48	2.26	13.01	2.34
07/02/2020	7.66	8.24	23.09	3.19	7.01	26.78	3.27	0.52	2.48	2.27	13.15	2.33
07/01/2020	7.69	8.26	23.11	3.19	7.04	26.82	3.10	0.50	2.47	2.23	13.24	2.34
06/30/2020	7.75	8.29	23.14	3.16	7.08	26.92	2.77	0.50	2.49	2.24	13.31	2.35
06/29/2020	7.81	8.29	23.24	3.14	7.08	26.98	2.47	0.45	2.50	2.24	13.41	2.38
06/28/2020	7.88	8.34	23.33	3.15	7.19	27.03	2.13	0.38	2.52	2.23	13.46	2.36
06/27/2020	7.92	8.34	23.33	3.17	7.25	27.09	1.90	0.33	2.50	2.23	13.61	2.33
06/26/2020	8.00	8.31	23.62	3.15	7.40	27.21	1.21	0.26	2.53	2.28	13.71	2.31
06/25/2020	8.08	8.33	23.87	3.18	7.50	27.48	0.36	0.16	2.58	2.29	13.83	2.34
06/24/2020	8.11	8.26	23.94	3.22	7.59	27.69	0.11	0.04	2.59	2.31	13.78	2.37

**Cumulative: Has anyone in your family or surroundings been infected from Corona Virus?**



**Cumulative: Has anyone in your family or surroundings been infected from Corona Virus?**

Date	Yes, but he has no health issues, he is doing well	Yes, he had health issues, but he is completely fine now	Yes, he has health issues & he is quarantined at home	Yes, he has health issues & he is quarantined at the quarantine facility set up by the government	Yes, he has health issues and he is hospitalized	Yes, but he is no more	No, no one in my family or surroundings has Corona infection	Don't know/Can't say	Total
05/03/2021	5.43	5.93	0.92	0.24	1.00	1.32	83.62	1.53	100
05/02/2021	5.43	5.94	0.90	0.24	0.99	1.31	83.65	1.54	100
05/01/2021	5.43	5.94	0.90	0.24	0.99	1.31	83.65	1.54	100
04/30/2021	5.43	5.94	0.89	0.24	0.98	1.30	83.70	1.53	100
04/29/2021	5.43	5.94	0.87	0.24	0.97	1.27	83.76	1.53	100
04/28/2021	5.43	5.92	0.84	0.23	0.94	1.23	83.90	1.51	100
04/27/2021	5.43	5.93	0.82	0.23	0.93	1.22	83.93	1.51	100
04/26/2021	5.43	5.93	0.79	0.23	0.92	1.22	83.98	1.50	100
04/25/2021	5.42	5.94	0.78	0.23	0.91	1.21	84.03	1.49	100
04/24/2021	5.42	5.94	0.78	0.23	0.91	1.21	84.03	1.49	100
04/23/2021	5.42	5.94	0.76	0.23	0.91	1.19	84.05	1.49	100
04/22/2021	5.42	5.94	0.73	0.23	0.89	1.18	84.12	1.48	100
04/21/2021	5.42	5.95	0.71	0.23	0.88	1.18	84.15	1.48	100
04/20/2021	5.42	5.96	0.70	0.22	0.88	1.17	84.18	1.48	100
04/19/2021	5.41	5.95	0.67	0.22	0.87	1.17	84.23	1.48	100
04/18/2021	5.42	5.95	0.66	0.22	0.86	1.16	84.26	1.48	100
04/17/2021	5.42	5.95	0.66	0.22	0.86	1.16	84.26	1.48	100
04/16/2021	5.41	5.96	0.65	0.22	0.86	1.15	84.27	1.47	100
04/15/2021	5.40	5.96	0.65	0.22	0.85	1.15	84.30	1.47	100
04/14/2021	5.40	5.96	0.63	0.22	0.84	1.15	84.32	1.47	100
04/13/2021	5.39	5.96	0.63	0.22	0.84	1.15	84.34	1.47	100
04/12/2021	5.38	5.96	0.63	0.22	0.84	1.15	84.36	1.47	100
04/11/2021	5.38	5.97	0.63	0.22	0.84	1.15	84.33	1.48	100
04/10/2021	5.38	5.97	0.63	0.22	0.84	1.15	84.33	1.48	100
04/09/2021	5.39	5.97	0.62	0.22	0.84	1.15	84.33	1.47	100
04/08/2021	5.38	5.98	0.63	0.22	0.84	1.15	84.31	1.48	100
04/07/2021	5.38	5.99	0.63	0.22	0.85	1.15	84.30	1.48	100
04/06/2021	5.39	6.01	0.63	0.22	0.85	1.15	84.26	1.48	100
04/05/2021	5.39	6.03	0.63	0.22	0.85	1.15	84.24	1.48	100
04/04/2021	5.37	6.03	0.63	0.22	0.85	1.16	84.24	1.48	100
04/03/2021	5.37	6.03	0.63	0.22	0.85	1.16	84.24	1.48	100
04/02/2021	5.38	6.05	0.64	0.22	0.86	1.15	84.22	1.49	100
04/01/2021	5.38	6.07	0.64	0.22	0.86	1.15	84.19	1.50	100
03/31/2021	5.38	6.08	0.64	0.22	0.86	1.15	84.15	1.50	100
03/30/2021	5.38	6.08	0.64	0.22	0.87	1.15	84.15	1.50	100
03/29/2021	5.37	6.07	0.64	0.22	0.87	1.15	84.17	1.50	100
03/28/2021	5.37	6.07	0.64	0.22	0.87	1.15	84.17	1.50	100
03/27/2021	5.37	6.07	0.64	0.22	0.87	1.15	84.17	1.50	100
03/26/2021	5.36	6.05	0.64	0.23	0.87	1.15	84.20	1.50	100
03/25/2021	5.34	6.06	0.64	0.23	0.88	1.15	84.20	1.51	100
03/24/2021	5.33	6.05	0.65	0.23	0.88	1.15	84.21	1.51	100
03/23/2021	5.34	6.05	0.65	0.23	0.89	1.15	84.19	1.52	100
03/22/2021	5.34	6.05	0.65	0.23	0.89	1.14	84.18	1.52	100
03/21/2021	5.34	6.05	0.65	0.23	0.89	1.14	84.18	1.52	100
03/20/2021	5.34	6.05	0.65	0.23	0.89	1.14	84.18	1.52	100
03/19/2021	5.34	6.05	0.65	0.23	0.90	1.14	84.16	1.52	100
03/18/2021	5.34	6.05	0.66	0.23	0.91	1.14	84.14	1.53	100
03/17/2021	5.33	6.03	0.66	0.24	0.91	1.13	84.15	1.54	100
03/16/2021	5.33	6.03	0.67	0.24	0.92	1.13	84.15	1.54	100
03/15/2021	5.34	6.04	0.67	0.24	0.92	1.12	84.13	1.55	100
03/14/2021	5.34	6.03	0.67	0.24	0.93	1.12	84.12	1.55	100
03/13/2021	5.34	6.03	0.67	0.24	0.93	1.12	84.12	1.55	100
03/12/2021	5.33	6.03	0.68	0.24	0.93	1.13	84.11	1.56	100
03/11/2021	5.32	6.01	0.68	0.24	0.94	1.12	84.13	1.56	100
03/10/2021	5.33	5.99	0.68	0.24	0.94	1.12	84.12	1.57	100
03/09/2021	5.32	5.98	0.69	0.24	0.95	1.13	84.12	1.58	100
03/08/2021	5.32	5.98	0.69	0.24	0.95	1.12	84.11	1.58	100

Date	Yes, but he has no health issues, he is doing well	Yes, he had health issues, but he is completely fine now	Yes, he has health issues & he is quarantined at home	Yes, he has health issues & he is quarantined at the quarantine facility set up by the government	Yes, he has health issues and he is hospitalized	Yes, but he is no more	No, no one in my family or surroundings has Corona infection	Don't know/Can't say	Total
03/07/2021	5.33	5.97	0.69	0.25	0.95	1.12	84.09	1.59	10
03/06/2021	5.33	5.97	0.69	0.25	0.95	1.12	84.09	1.59	10
03/05/2021	5.33	5.96	0.69	0.25	0.96	1.11	84.11	1.59	10
03/04/2021	5.35	5.94	0.70	0.25	0.96	1.11	84.10	1.60	10
03/03/2021	5.36	5.93	0.70	0.25	0.96	1.11	84.09	1.60	10
03/02/2021	5.36	5.92	0.70	0.25	0.97	1.11	84.07	1.61	10
03/01/2021	5.35	5.92	0.71	0.25	0.98	1.11	84.06	1.61	10
02/28/2021	5.35	5.92	0.71	0.25	0.98	1.11	84.06	1.61	10
02/27/2021	5.35	5.92	0.71	0.25	0.98	1.11	84.06	1.61	10
02/26/2021	5.35	5.92	0.71	0.26	0.99	1.10	84.05	1.62	10
02/25/2021	5.36	5.91	0.72	0.26	0.99	1.11	84.04	1.62	10
02/24/2021	5.35	5.92	0.72	0.26	1.00	1.11	84.03	1.63	10
02/23/2021	5.34	5.92	0.72	0.26	1.00	1.11	84.02	1.63	10
02/22/2021	5.33	5.91	0.72	0.26	1.01	1.11	84.01	1.64	10
02/21/2021	5.32	5.89	0.73	0.26	1.02	1.11	84.03	1.65	10
02/20/2021	5.32	5.89	0.73	0.26	1.02	1.11	84.03	1.65	10
02/19/2021	5.32	5.88	0.73	0.26	1.02	1.10	84.02	1.65	10
02/18/2021	5.32	5.87	0.73	0.27	1.03	1.10	84.02	1.66	10
02/17/2021	5.33	5.86	0.74	0.27	1.03	1.10	84.01	1.66	10
02/16/2021	5.33	5.85	0.74	0.27	1.04	1.10	84.00	1.67	10
02/15/2021	5.33	5.84	0.74	0.27	1.05	1.09	83.99	1.68	10
02/14/2021	5.32	5.84	0.75	0.27	1.06	1.10	83.98	1.69	10
02/13/2021	5.32	5.84	0.75	0.27	1.06	1.10	83.98	1.69	10
02/12/2021	5.32	5.85	0.75	0.27	1.06	1.10	83.95	1.69	10
02/11/2021	5.31	5.86	0.76	0.28	1.07	1.11	83.93	1.68	10
02/10/2021	5.32	5.88	0.76	0.28	1.08	1.11	83.90	1.67	10
02/09/2021	5.32	5.89	0.76	0.28	1.09	1.12	83.89	1.66	10
02/08/2021	5.32	5.90	0.76	0.28	1.09	1.12	83.87	1.66	10
02/07/2021	5.32	5.89	0.77	0.28	1.10	1.12	83.85	1.66	10
02/06/2021	5.32	5.89	0.77	0.28	1.10	1.12	83.85	1.66	10
02/05/2021	5.32	5.89	0.77	0.28	1.10	1.12	83.85	1.66	10
02/04/2021	5.32	5.89	0.77	0.28	1.10	1.13	83.82	1.67	10
02/03/2021	5.33	5.91	0.78	0.29	1.11	1.14	83.77	1.68	10
02/02/2021	5.32	5.91	0.78	0.29	1.11	1.14	83.78	1.67	10
02/01/2021	5.31	5.91	0.78	0.29	1.11	1.14	83.81	1.65	10
01/31/2021	5.31	5.90	0.78	0.29	1.12	1.14	83.81	1.65	10
01/30/2021	5.31	5.90	0.78	0.29	1.12	1.14	83.81	1.65	10
01/29/2021	5.31	5.88	0.78	0.29	1.12	1.14	83.83	1.65	10
01/28/2021	5.31	5.88	0.78	0.29	1.12	1.14	83.84	1.64	10
01/27/2021	5.29	5.87	0.79	0.29	1.13	1.14	83.86	1.63	10
01/26/2021	5.29	5.86	0.79	0.30	1.14	1.14	83.87	1.61	10
01/25/2021	5.29	5.86	0.79	0.30	1.14	1.14	83.87	1.61	10
01/24/2021	5.27	5.85	0.80	0.30	1.14	1.14	83.89	1.61	10
01/23/2021	5.27	5.85	0.80	0.30	1.14	1.14	83.89	1.61	10
01/22/2021	5.26	5.83	0.80	0.30	1.15	1.14	83.90	1.62	10
01/21/2021	5.26	5.83	0.80	0.30	1.16	1.13	83.89	1.63	10
01/20/2021	5.25	5.84	0.81	0.30	1.17	1.13	83.89	1.62	10
01/19/2021	5.23	5.85	0.81	0.31	1.18	1.13	83.86	1.63	10
01/18/2021	5.21	5.85	0.82	0.31	1.19	1.13	83.87	1.61	10
01/17/2021	5.23	5.85	0.82	0.31	1.20	1.14	83.85	1.59	10
01/16/2021	5.23	5.85	0.82	0.31	1.20	1.14	83.85	1.59	10
01/15/2021	5.22	5.86	0.83	0.32	1.21	1.14	83.82	1.59	10
01/14/2021	5.19	5.86	0.83	0.32	1.22	1.14	83.87	1.56	10
01/13/2021	5.20	5.86	0.84	0.32	1.23	1.14	83.85	1.55	10
01/12/2021	5.21	5.88	0.85	0.33	1.25	1.14	83.80	1.54	10
01/11/2021	5.20	5.88	0.85	0.33	1.26	1.15	83.82	1.53	10
01/10/2021	5.20	5.86	0.86	0.33	1.27	1.14	83.80	1.54	10
01/09/2021	5.20	5.86	0.86	0.33	1.27	1.14	83.80	1.54	10
01/08/2021	5.20	5.90	0.86	0.33	1.28	1.14	83.74	1.55	10

Date	Yes, but he has no health issues, he is doing well	Yes, he had health issues, but he is completely fine now	Yes, he has health issues & he is quarantined at home	Yes, he has health issues & he is quarantined at the quarantine facility set up by the government	Yes, he has health issues and he is hospitalized	Yes, but he is no more	No, no one in my family or surroundings has Corona infection	Don't know/Can't say	Total
01/07/2021	5.19	5.91	0.87	0.34	1.29	1.14	83.72	1.55	10
01/06/2021	5.19	5.91	0.87	0.34	1.30	1.14	83.72	1.53	10
01/05/2021	5.19	5.93	0.87	0.34	1.31	1.14	83.73	1.49	10
01/04/2021	5.17	5.93	0.88	0.34	1.32	1.13	83.74	1.49	10
01/03/2021	5.16	5.91	0.88	0.35	1.32	1.12	83.79	1.47	10
01/02/2021	5.16	5.91	0.88	0.35	1.32	1.12	83.79	1.47	10
01/01/2021	5.17	5.93	0.89	0.35	1.33	1.12	83.73	1.48	10
12/31/2020	5.17	5.94	0.89	0.35	1.34	1.13	83.71	1.48	10
12/30/2020	5.17	5.94	0.89	0.35	1.34	1.12	83.71	1.48	10
12/29/2020	5.16	5.94	0.89	0.35	1.34	1.13	83.70	1.49	10
12/28/2020	5.16	5.94	0.89	0.35	1.34	1.13	83.70	1.49	10
12/27/2020	5.16	5.94	0.89	0.35	1.35	1.13	83.68	1.49	10
12/26/2020	5.15	5.94	0.89	0.35	1.35	1.13	83.69	1.50	10
12/25/2020	5.16	5.93	0.89	0.35	1.35	1.13	83.69	1.50	10
12/24/2020	5.16	5.93	0.89	0.36	1.36	1.13	83.67	1.51	10
12/23/2020	5.16	5.92	0.90	0.36	1.36	1.13	83.66	1.51	10
12/22/2020	5.17	5.92	0.90	0.36	1.37	1.14	83.63	1.52	10
12/21/2020	5.19	5.88	0.90	0.37	1.39	1.13	83.61	1.53	10
12/20/2020	5.19	5.89	0.91	0.37	1.41	1.13	83.56	1.54	10
12/19/2020	5.19	5.89	0.91	0.37	1.41	1.13	83.56	1.54	10
12/18/2020	5.18	5.89	0.92	0.37	1.43	1.12	83.56	1.53	10
12/17/2020	5.18	5.89	0.92	0.38	1.44	1.13	83.52	1.55	10
12/16/2020	5.15	5.87	0.93	0.38	1.46	1.13	83.53	1.56	10
12/15/2020	5.16	5.86	0.93	0.39	1.47	1.13	83.50	1.57	10
12/14/2020	5.15	5.82	0.94	0.39	1.49	1.13	83.50	1.58	10
12/13/2020	5.13	5.81	0.94	0.39	1.50	1.13	83.50	1.59	10
12/12/2020	5.13	5.81	0.94	0.39	1.50	1.13	83.50	1.59	10
12/11/2020	5.12	5.78	0.95	0.40	1.52	1.13	83.49	1.61	10
12/10/2020	5.10	5.75	0.95	0.40	1.53	1.13	83.52	1.62	10
12/09/2020	5.09	5.73	0.95	0.41	1.55	1.14	83.51	1.62	10
12/08/2020	5.06	5.70	0.96	0.41	1.56	1.14	83.53	1.64	10
12/07/2020	5.06	5.68	0.96	0.42	1.58	1.14	83.53	1.65	10
12/06/2020	4.99	5.66	0.97	0.42	1.60	1.13	83.58	1.65	10
12/05/2020	4.99	5.66	0.97	0.42	1.60	1.13	83.58	1.65	10
12/04/2020	4.97	5.66	0.97	0.42	1.60	1.13	83.59	1.65	10
12/03/2020	4.95	5.62	0.97	0.43	1.62	1.13	83.63	1.66	10
12/02/2020	4.94	5.62	0.97	0.43	1.63	1.13	83.62	1.66	10
12/01/2020	4.95	5.59	0.98	0.43	1.64	1.13	83.63	1.66	10
11/30/2020	4.92	5.56	0.99	0.43	1.65	1.12	83.67	1.66	10
11/29/2020	4.92	5.56	0.99	0.43	1.65	1.12	83.67	1.66	10
11/28/2020	4.92	5.56	0.99	0.43	1.65	1.12	83.67	1.66	10
11/27/2020	4.92	5.56	0.99	0.43	1.65	1.12	83.67	1.66	10
11/26/2020	4.89	5.55	0.99	0.43	1.66	1.12	83.68	1.66	10
11/25/2020	4.88	5.51	0.99	0.44	1.68	1.13	83.71	1.66	10
11/24/2020	4.83	5.48	1.00	0.44	1.69	1.12	83.77	1.67	10
11/23/2020	4.81	5.43	1.00	0.44	1.71	1.11	83.82	1.68	10
11/22/2020	4.75	5.40	1.00	0.43	1.72	1.11	83.90	1.68	10
11/21/2020	4.75	5.40	1.00	0.43	1.72	1.11	83.90	1.68	10
11/20/2020	4.70	5.37	1.01	0.44	1.73	1.10	83.96	1.69	10
11/19/2020	4.70	5.37	1.01	0.44	1.73	1.10	83.96	1.69	10
11/18/2020	4.63	5.34	1.01	0.45	1.75	1.10	84.02	1.70	10
11/17/2020	4.61	5.30	1.00	0.45	1.78	1.10	84.05	1.71	10
11/16/2020	4.57	5.25	1.01	0.46	1.80	1.09	84.11	1.72	10
11/15/2020	4.57	5.25	1.01	0.46	1.80	1.09	84.11	1.72	10
11/14/2020	4.57	5.25	1.01	0.46	1.80	1.09	84.11	1.72	10
11/13/2020	4.57	5.25	1.01	0.46	1.80	1.09	84.11	1.72	10
11/12/2020	4.57	5.25	1.01	0.46	1.80	1.09	84.11	1.72	10
11/11/2020	4.53	5.24	1.02	0.47	1.81	1.08	84.12	1.74	10
11/10/2020	4.46	5.20	1.02	0.47	1.83	1.07	84.18	1.76	10

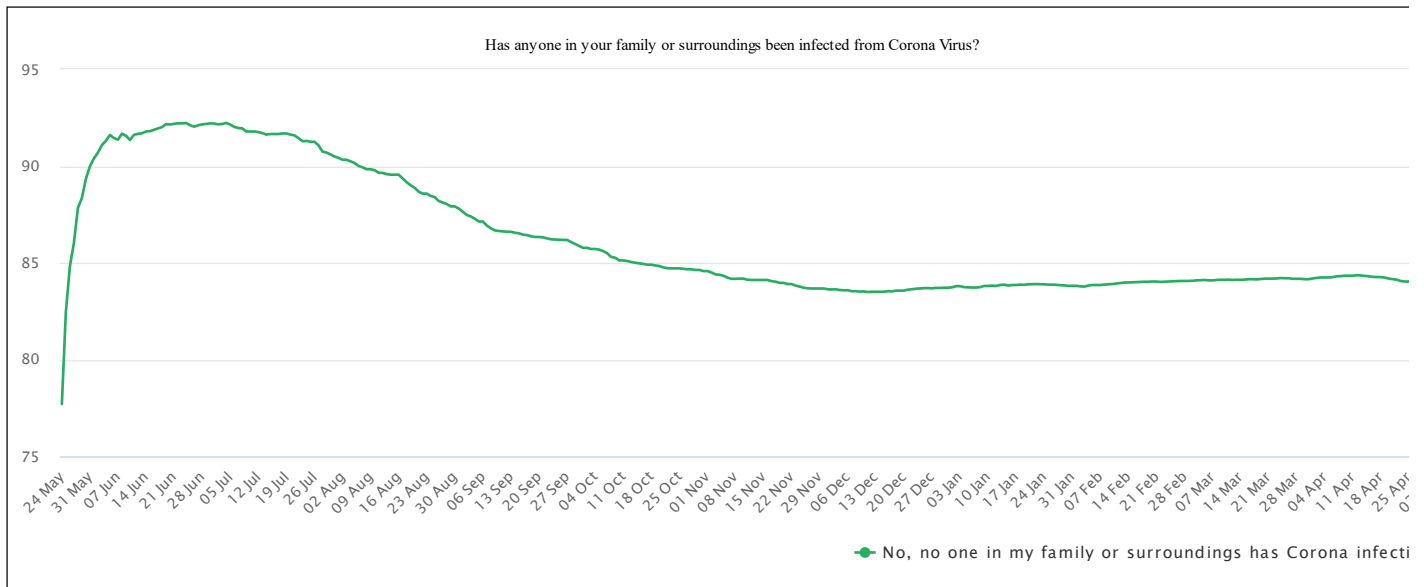
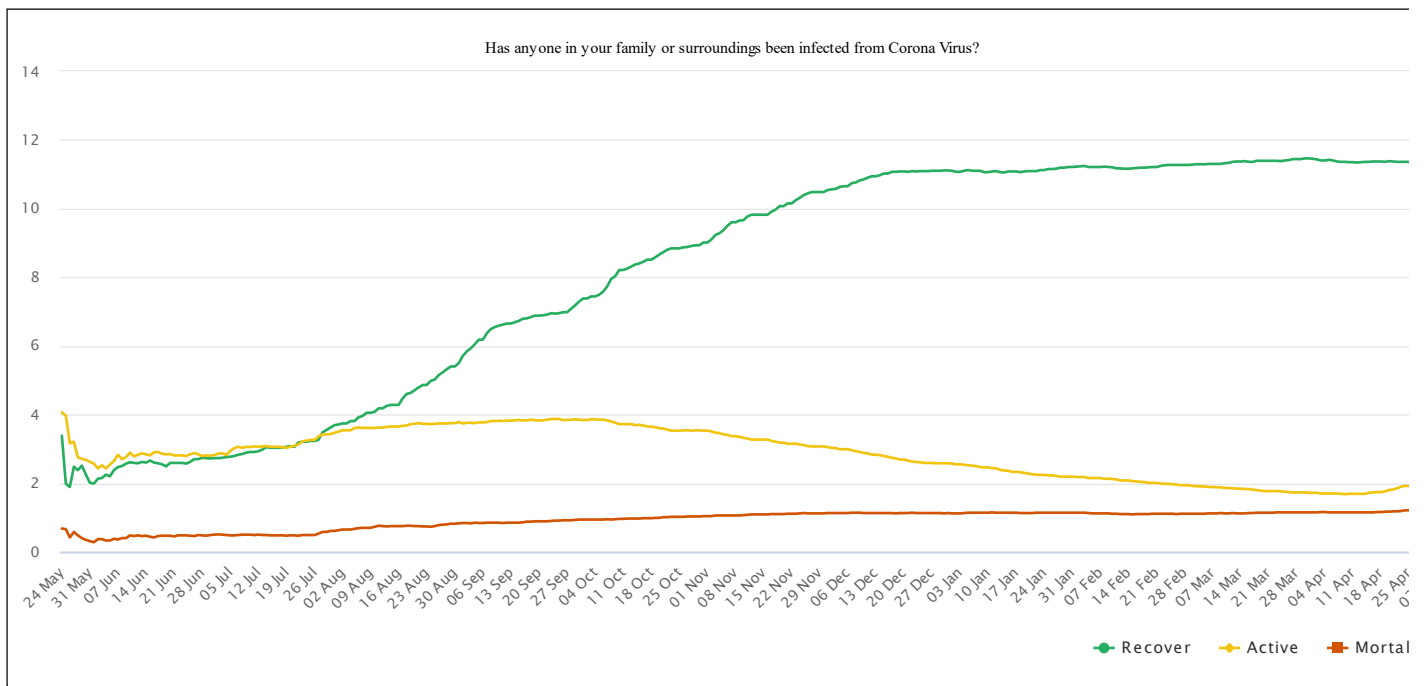


Date	Yes, but he has no health issues, he is doing well	Yes, he had health issues, but he is completely fine now	Yes, he has health issues & he is quarantined at home	Yes, he has health issues & he is quarantined at the quarantine facility set up by the government	Yes, he has health issues and he is hospitalized	Yes, but he is no more	No, no one in my family or surroundings has Corona infection	Don't know/Can't say	Total
11/09/2020	4.44	5.21	1.03	0.48	1.84	1.06	84.18	1.76	10
11/08/2020	4.43	5.17	1.03	0.48	1.86	1.06	84.17	1.79	10
11/07/2020	4.43	5.17	1.03	0.48	1.86	1.06	84.17	1.79	10
11/06/2020	4.40	5.10	1.04	0.49	1.88	1.06	84.23	1.80	10
11/05/2020	4.34	5.03	1.04	0.49	1.89	1.06	84.33	1.82	10
11/04/2020	4.27	5.01	1.04	0.50	1.92	1.06	84.38	1.83	10
11/03/2020	4.22	5.01	1.04	0.50	1.93	1.06	84.40	1.84	10
11/02/2020	4.16	4.94	1.05	0.51	1.95	1.04	84.50	1.85	10
11/01/2020	4.11	4.90	1.04	0.51	1.98	1.04	84.57	1.86	10
10/31/2020	4.11	4.90	1.04	0.51	1.98	1.04	84.57	1.86	10
10/30/2020	4.05	4.88	1.03	0.51	2.00	1.03	84.63	1.87	10
10/29/2020	4.05	4.88	1.03	0.51	2.00	1.03	84.63	1.87	10
10/28/2020	4.04	4.87	1.03	0.51	1.99	1.03	84.66	1.88	10
10/27/2020	4.03	4.85	1.03	0.51	2.00	1.03	84.66	1.88	10
10/26/2020	4.03	4.84	1.03	0.51	2.00	1.02	84.69	1.89	10
10/25/2020	4.02	4.82	1.01	0.51	2.01	1.02	84.71	1.89	10
10/24/2020	4.02	4.82	1.01	0.51	2.01	1.02	84.71	1.89	10
10/23/2020	4.02	4.82	1.01	0.51	2.01	1.02	84.71	1.89	10
10/22/2020	3.99	4.81	1.01	0.52	2.03	1.01	84.72	1.90	10
10/21/2020	3.97	4.76	1.02	0.52	2.05	1.01	84.76	1.91	10
10/20/2020	3.94	4.72	1.02	0.53	2.05	0.99	84.83	1.92	10
10/19/2020	3.90	4.68	1.02	0.53	2.08	0.99	84.86	1.94	10
10/18/2020	3.87	4.64	1.02	0.53	2.10	0.98	84.90	1.95	10
10/17/2020	3.87	4.64	1.02	0.53	2.10	0.98	84.90	1.95	10
10/16/2020	3.86	4.59	1.03	0.54	2.11	0.98	84.94	1.95	10
10/15/2020	3.84	4.56	1.03	0.54	2.13	0.97	84.97	1.96	10
10/14/2020	3.82	4.55	1.02	0.54	2.13	0.97	85.00	1.96	10
10/13/2020	3.79	4.52	1.02	0.55	2.15	0.97	85.04	1.97	10
10/12/2020	3.74	4.51	1.02	0.55	2.15	0.97	85.09	1.98	10
10/11/2020	3.71	4.50	1.01	0.55	2.16	0.96	85.12	1.99	10
10/10/2020	3.71	4.50	1.01	0.55	2.16	0.96	85.12	1.99	10
10/09/2020	3.58	4.45	1.01	0.56	2.19	0.95	85.26	1.99	10
10/08/2020	3.50	4.45	1.01	0.57	2.22	0.94	85.30	2.00	10
10/07/2020	3.35	4.38	1.00	0.57	2.26	0.95	85.49	2.01	10
10/06/2020	3.25	4.33	1.00	0.57	2.28	0.94	85.60	2.03	10
10/05/2020	3.21	4.28	1.00	0.57	2.28	0.94	85.68	2.04	10
10/04/2020	3.17	4.27	1.00	0.57	2.29	0.94	85.71	2.05	10
10/03/2020	3.17	4.27	1.00	0.57	2.29	0.94	85.71	2.05	10
10/02/2020	3.13	4.25	0.98	0.57	2.29	0.94	85.77	2.05	10
10/01/2020	3.13	4.25	0.98	0.57	2.29	0.94	85.77	2.05	10
09/30/2020	3.10	4.19	0.96	0.58	2.31	0.94	85.87	2.05	10
09/29/2020	3.08	4.10	0.96	0.58	2.32	0.93	85.97	2.06	10
09/28/2020	3.01	4.07	0.94	0.58	2.33	0.92	86.07	2.07	10
09/27/2020	2.98	4.00	0.93	0.58	2.33	0.92	86.18	2.07	10
09/26/2020	2.98	4.00	0.93	0.58	2.33	0.92	86.18	2.07	10
09/25/2020	2.98	3.97	0.94	0.58	2.35	0.91	86.19	2.08	10
09/24/2020	2.98	3.96	0.93	0.59	2.35	0.91	86.20	2.08	10
09/23/2020	2.99	3.96	0.93	0.59	2.35	0.90	86.21	2.09	10
09/22/2020	2.96	3.95	0.90	0.59	2.36	0.89	86.26	2.09	10
09/21/2020	2.95	3.94	0.89	0.58	2.36	0.89	86.31	2.09	10
09/20/2020	2.95	3.93	0.88	0.58	2.37	0.89	86.33	2.08	10
09/19/2020	2.95	3.93	0.88	0.58	2.37	0.89	86.33	2.08	10
09/18/2020	2.93	3.91	0.89	0.59	2.37	0.88	86.37	2.08	10
09/17/2020	2.90	3.90	0.87	0.58	2.38	0.88	86.43	2.07	10
09/16/2020	2.89	3.90	0.86	0.58	2.39	0.86	86.45	2.07	10
09/15/2020	2.86	3.87	0.86	0.59	2.39	0.85	86.52	2.07	10
09/14/2020	2.83	3.86	0.85	0.59	2.39	0.85	86.55	2.08	10
09/13/2020	2.80	3.85	0.85	0.59	2.38	0.85	86.60	2.09	10
09/12/2020	2.80	3.85	0.85	0.59	2.38	0.85	86.60	2.09	10

Date	Yes, but he has no health issues, he is doing well	Yes, he had health issues, but he is completely fine now	Yes, he has health issues & he is quarantined at home	Yes, he has health issues & he is quarantined at the quarantine facility set up by the government	Yes, he has health issues and he is hospitalized	Yes, but he is no more	No, no one in my family or surroundings has Corona infection	Don't know/Can't say	Total
09/11/2020	2.80	3.82	0.85	0.58	2.38	0.84	86.62	2.09	100
09/10/2020	2.81	3.78	0.85	0.57	2.40	0.85	86.64	2.10	100
09/09/2020	2.79	3.76	0.85	0.57	2.39	0.85	86.67	2.11	100
09/08/2020	2.75	3.74	0.84	0.57	2.40	0.85	86.78	2.08	100
09/07/2020	2.74	3.63	0.82	0.56	2.40	0.85	86.92	2.07	100
09/06/2020	2.68	3.50	0.80	0.56	2.41	0.84	87.13	2.07	100
09/05/2020	2.68	3.50	0.80	0.56	2.41	0.84	87.13	2.07	100
09/04/2020	2.65	3.40	0.80	0.54	2.41	0.85	87.27	2.08	100
09/03/2020	2.61	3.32	0.81	0.54	2.41	0.83	87.39	2.10	100
09/02/2020	2.58	3.26	0.81	0.53	2.42	0.84	87.47	2.10	100
09/01/2020	2.52	3.19	0.80	0.51	2.43	0.84	87.63	2.09	100
08/31/2020	2.42	3.08	0.80	0.51	2.47	0.83	87.80	2.10	100
08/30/2020	2.38	3.02	0.79	0.50	2.46	0.82	87.91	2.12	100
08/29/2020	2.38	3.02	0.79	0.50	2.46	0.82	87.91	2.12	100
08/28/2020	2.37	2.95	0.78	0.49	2.47	0.80	88.03	2.12	100
08/27/2020	2.33	2.90	0.78	0.49	2.47	0.79	88.11	2.12	100
08/26/2020	2.33	2.82	0.78	0.49	2.47	0.78	88.19	2.14	100
08/25/2020	2.31	2.71	0.78	0.49	2.46	0.75	88.39	2.11	100
08/24/2020	2.30	2.68	0.78	0.49	2.45	0.73	88.45	2.12	100
08/23/2020	2.28	2.58	0.79	0.49	2.45	0.74	88.57	2.11	100
08/22/2020	2.28	2.58	0.79	0.49	2.45	0.74	88.57	2.11	100
08/21/2020	2.27	2.52	0.79	0.49	2.47	0.75	88.67	2.04	100
08/20/2020	2.25	2.46	0.78	0.47	2.48	0.75	88.87	1.95	100
08/19/2020	2.20	2.43	0.78	0.47	2.47	0.76	89.00	1.89	100
08/18/2020	2.21	2.39	0.76	0.47	2.45	0.76	89.16	1.80	100
08/17/2020	2.15	2.32	0.73	0.47	2.47	0.75	89.35	1.77	100
08/16/2020	2.07	2.21	0.73	0.46	2.46	0.75	89.55	1.77	100
08/15/2020	2.07	2.21	0.73	0.46	2.46	0.75	89.55	1.77	100
08/14/2020	2.07	2.21	0.73	0.46	2.46	0.75	89.55	1.77	100
08/13/2020	2.06	2.19	0.72	0.47	2.45	0.74	89.58	1.79	100
08/12/2020	2.06	2.12	0.71	0.47	2.44	0.75	89.64	1.80	100
08/11/2020	2.06	2.12	0.70	0.48	2.44	0.76	89.65	1.80	100
08/10/2020	2.02	2.06	0.70	0.47	2.44	0.73	89.78	1.80	100
08/09/2020	2.00	2.05	0.69	0.48	2.44	0.70	89.83	1.80	100
08/08/2020	2.00	2.05	0.69	0.48	2.44	0.70	89.83	1.80	100
08/07/2020	1.96	2.00	0.68	0.48	2.45	0.70	89.93	1.80	100
08/06/2020	1.97	1.95	0.69	0.48	2.45	0.69	90.00	1.77	100
08/05/2020	1.89	1.92	0.68	0.49	2.44	0.67	90.15	1.76	100
08/04/2020	1.88	1.93	0.68	0.46	2.40	0.65	90.24	1.74	100
08/03/2020	1.83	1.91	0.68	0.46	2.40	0.65	90.32	1.75	100
08/02/2020	1.83	1.91	0.68	0.46	2.40	0.65	90.32	1.75	100
08/01/2020	1.81	1.90	0.65	0.45	2.40	0.63	90.42	1.74	100
07/31/2020	1.79	1.90	0.64	0.46	2.37	0.61	90.49	1.73	100
07/30/2020	1.74	1.88	0.61	0.46	2.36	0.61	90.60	1.74	100
07/29/2020	1.68	1.87	0.61	0.47	2.34	0.58	90.69	1.76	100
07/28/2020	1.66	1.82	0.61	0.48	2.33	0.58	90.74	1.78	100
07/27/2020	1.53	1.73	0.59	0.46	2.31	0.53	91.07	1.78	100
07/26/2020	1.49	1.74	0.60	0.45	2.21	0.49	91.25	1.77	100
07/25/2020	1.49	1.74	0.60	0.45	2.21	0.49	91.25	1.77	100
07/24/2020	1.45	1.76	0.60	0.45	2.19	0.49	91.29	1.79	100
07/23/2020	1.47	1.74	0.61	0.43	2.18	0.49	91.28	1.80	100
07/22/2020	1.46	1.72	0.60	0.42	2.11	0.47	91.44	1.76	100
07/21/2020	1.41	1.65	0.60	0.42	2.07	0.48	91.58	1.80	100
07/20/2020	1.40	1.68	0.60	0.41	2.05	0.48	91.62	1.76	100
07/19/2020	1.41	1.65	0.61	0.38	2.04	0.47	91.68	1.75	100
07/18/2020	1.42	1.62	0.62	0.39	2.04	0.48	91.68	1.75	100
07/17/2020	1.41	1.62	0.62	0.38	2.06	0.48	91.65	1.76	100
07/16/2020	1.41	1.62	0.62	0.38	2.06	0.48	91.65	1.76	100
07/15/2020	1.41	1.62	0.62	0.38	2.06	0.48	91.65	1.76	100

Date	Yes, but he has no health issues, he is doing well	Yes, he had health issues, but he is completely fine now	Yes, he has health issues & he is quarantined at home	Yes, he has health issues & he is quarantined at the quarantine facility set up by the government	Yes, he has health issues and he is hospitalized	Yes, but he is no more	No, no one in my family or surroundings has Corona infection	Don't know/Can't say	Total
07/14/2020	1.41	1.64	0.63	0.39	2.06	0.49	91.62	1.77	10
07/13/2020	1.37	1.61	0.62	0.39	2.06	0.49	91.70	1.76	10
07/12/2020	1.37	1.56	0.63	0.39	2.04	0.50	91.75	1.76	10
07/11/2020	1.37	1.54	0.64	0.40	2.03	0.49	91.78	1.76	10
07/10/2020	1.36	1.55	0.62	0.40	2.03	0.50	91.78	1.76	10
07/09/2020	1.35	1.54	0.62	0.41	2.03	0.50	91.78	1.77	10
07/08/2020	1.31	1.54	0.62	0.40	2.01	0.50	91.94	1.68	10
07/07/2020	1.34	1.49	0.63	0.41	2.02	0.49	91.96	1.66	10
07/06/2020	1.29	1.50	0.62	0.42	1.98	0.48	92.02	1.69	10
07/05/2020	1.29	1.48	0.62	0.42	1.90	0.48	92.14	1.68	10
07/04/2020	1.29	1.47	0.60	0.42	1.80	0.49	92.22	1.71	10
07/03/2020	1.25	1.49	0.62	0.41	1.84	0.50	92.17	1.73	10
07/02/2020	1.24	1.49	0.61	0.41	1.84	0.51	92.15	1.76	10
07/01/2020	1.22	1.51	0.56	0.42	1.84	0.50	92.19	1.76	10
06/30/2020	1.22	1.50	0.57	0.42	1.81	0.49	92.20	1.78	10
06/29/2020	1.21	1.52	0.57	0.43	1.81	0.47	92.17	1.81	10
06/28/2020	1.23	1.51	0.56	0.41	1.82	0.48	92.15	1.83	10
06/27/2020	1.22	1.48	0.58	0.42	1.84	0.49	92.10	1.87	10
06/26/2020	1.23	1.47	0.58	0.43	1.87	0.46	92.03	1.92	10
06/25/2020	1.19	1.43	0.56	0.42	1.86	0.47	92.10	1.97	10
06/24/2020	1.16	1.41	0.56	0.39	1.84	0.48	92.22	1.94	10
06/23/2020	1.17	1.42	0.56	0.40	1.85	0.48	92.20	1.93	10
06/22/2020	1.17	1.42	0.56	0.40	1.85	0.48	92.20	1.93	10
06/21/2020	1.18	1.41	0.55	0.39	1.87	0.45	92.18	1.97	10
06/20/2020	1.20	1.39	0.56	0.40	1.89	0.47	92.14	1.96	10
06/19/2020	1.17	1.32	0.58	0.40	1.86	0.47	92.16	2.04	10
06/18/2020	1.21	1.34	0.59	0.38	1.89	0.47	92.01	2.10	10
06/17/2020	1.27	1.31	0.59	0.40	1.92	0.46	91.94	2.12	10
06/16/2020	1.28	1.32	0.57	0.42	1.91	0.42	91.87	2.22	10
06/15/2020	1.26	1.40	0.55	0.42	1.84	0.44	91.80	2.28	10
06/14/2020	1.23	1.37	0.56	0.42	1.86	0.47	91.78	2.30	10
06/13/2020	1.26	1.36	0.56	0.44	1.87	0.46	91.69	2.38	10
06/12/2020	1.20	1.38	0.56	0.46	1.81	0.48	91.66	2.45	10
06/11/2020	1.21	1.38	0.54	0.46	1.78	0.46	91.61	2.56	10
06/10/2020	1.22	1.39	0.57	0.45	1.87	0.48	91.34	2.69	10
06/09/2020	1.19	1.38	0.49	0.43	1.84	0.40	91.56	2.72	10
06/08/2020	1.22	1.28	0.46	0.46	1.78	0.40	91.67	2.73	10
06/07/2020	1.20	1.27	0.51	0.47	1.85	0.36	91.36	2.98	10
06/06/2020	1.11	1.27	0.46	0.46	1.73	0.38	91.44	3.15	10
06/05/2020	1.08	1.12	0.42	0.37	1.75	0.33	91.60	3.33	10
06/04/2020	1.17	1.08	0.33	0.42	1.68	0.33	91.30	3.69	10
06/03/2020	1.15	1.00	0.37	0.42	1.73	0.37	91.08	3.88	10
06/02/2020	1.19	0.94	0.37	0.50	1.56	0.37	90.69	4.37	10
06/01/2020	1.14	0.85	0.43	0.50	1.64	0.28	90.39	4.77	10
05/31/2020	1.08	0.93	0.46	0.54	1.62	0.31	89.98	5.09	10
05/30/2020	1.21	1.04	0.43	0.52	1.73	0.35	89.33	5.38	10
05/29/2020	1.41	1.10	0.30	0.40	2.01	0.40	88.35	6.02	10
05/28/2020	1.31	1.07	0.36	0.48	1.91	0.48	87.83	6.56	10
05/27/2020	1.31	1.17	0.44	0.44	2.33	0.58	86.01	7.73	10
05/26/2020	1.05	0.84	0.42	0.63	2.11	0.42	84.81	9.70	10
05/25/2020	0.99	0.99	0.66	0.99	2.32	0.66	82.45	10.93	10
05/24/2020	1.35	2.03	1.35	0.68	2.03	0.68	77.70	14.19	10

**Cumulative: Has anyone in your family or surroundings been infected from Corona Virus?**



**Cumulative: Has anyone in your family or surroundings been infected from Corona Virus?**

Date	Recover	Active	Mortality	No, no one in my family or surroundings has Corona infection	Don't know/Can't say	Total
05/03/2021	11.36	2.16	1.32	83.62	1.53	100
05/02/2021	11.37	2.13	1.31	83.65	1.54	100
05/01/2021	11.37	2.13	1.31	83.65	1.54	100
04/30/2021	11.37	2.11	1.30	83.70	1.53	100
04/29/2021	11.37	2.08	1.27	83.76	1.53	100
04/28/2021	11.35	2.01	1.23	83.90	1.51	100
04/27/2021	11.36	1.98	1.22	83.93	1.51	100
04/26/2021	11.36	1.94	1.22	83.98	1.50	100
04/25/2021	11.36	1.92	1.21	84.03	1.49	100
04/24/2021	11.36	1.92	1.21	84.03	1.49	100
04/23/2021	11.36	1.90	1.19	84.05	1.49	100
04/22/2021	11.36	1.85	1.18	84.12	1.48	100
04/21/2021	11.37	1.82	1.18	84.15	1.48	100
04/20/2021	11.38	1.80	1.17	84.18	1.48	100
04/19/2021	11.36	1.76	1.17	84.23	1.48	100
04/18/2021	11.37	1.74	1.16	84.26	1.48	100
04/17/2021	11.37	1.74	1.16	84.26	1.48	100
04/16/2021	11.37	1.73	1.15	84.27	1.47	100
04/15/2021	11.36	1.72	1.15	84.30	1.47	100
04/14/2021	11.36	1.69	1.15	84.32	1.47	100
04/13/2021	11.35	1.69	1.15	84.34	1.47	100
04/12/2021	11.34	1.69	1.15	84.36	1.47	100
04/11/2021	11.35	1.69	1.15	84.33	1.48	100
04/10/2021	11.35	1.69	1.15	84.33	1.48	100
04/09/2021	11.36	1.68	1.15	84.33	1.47	100
04/08/2021	11.36	1.69	1.15	84.31	1.48	100
04/07/2021	11.37	1.70	1.15	84.30	1.48	100
04/06/2021	11.40	1.70	1.15	84.26	1.48	100
04/05/2021	11.42	1.70	1.15	84.24	1.48	100
04/04/2021	11.40	1.70	1.16	84.24	1.48	100
04/03/2021	11.40	1.70	1.16	84.24	1.48	100
04/02/2021	11.43	1.72	1.15	84.22	1.49	100
04/01/2021	11.45	1.72	1.15	84.19	1.50	100
03/31/2021	11.46	1.72	1.15	84.15	1.50	100
03/30/2021	11.46	1.73	1.15	84.15	1.50	100
03/29/2021	11.44	1.73	1.15	84.17	1.50	100
03/28/2021	11.44	1.73	1.15	84.17	1.50	100
03/27/2021	11.44	1.73	1.15	84.17	1.50	100
03/26/2021	11.41	1.74	1.15	84.20	1.50	100
03/25/2021	11.40	1.75	1.15	84.20	1.51	100
03/24/2021	11.38	1.76	1.15	84.21	1.51	100
03/23/2021	11.39	1.77	1.15	84.19	1.52	100
03/22/2021	11.39	1.77	1.14	84.18	1.52	100
03/21/2021	11.39	1.77	1.14	84.18	1.52	100
03/20/2021	11.39	1.77	1.14	84.18	1.52	100
03/19/2021	11.39	1.78	1.14	84.16	1.52	100
03/18/2021	11.39	1.80	1.14	84.14	1.53	100
03/17/2021	11.36	1.81	1.13	84.15	1.54	100
03/16/2021	11.36	1.83	1.13	84.15	1.54	100
03/15/2021	11.38	1.83	1.12	84.13	1.55	100
03/14/2021	11.37	1.84	1.12	84.12	1.55	100
03/13/2021	11.37	1.84	1.12	84.12	1.55	100
03/12/2021	11.36	1.85	1.13	84.11	1.56	100
03/11/2021	11.33	1.86	1.12	84.13	1.56	100
03/10/2021	11.32	1.86	1.12	84.12	1.57	100
03/09/2021	11.30	1.88	1.13	84.12	1.58	100
03/08/2021	11.30	1.88	1.12	84.11	1.58	100
03/07/2021	11.30	1.89	1.12	84.09	1.59	100
03/06/2021	11.30	1.89	1.12	84.09	1.59	100

Date	Recover	Active	Mortality	No, no one in my family or surroundings has Corona infection	Don't know/Can't say	Total
03/05/2021	11.29	1.90	1.11	84.11	1.59	100
03/04/2021	11.29	1.91	1.11	84.10	1.60	100
03/03/2021	11.29	1.91	1.11	84.09	1.60	100
03/02/2021	11.28	1.92	1.11	84.07	1.61	100
03/01/2021	11.27	1.94	1.11	84.06	1.61	100
02/28/2021	11.27	1.94	1.11	84.06	1.61	100
02/27/2021	11.27	1.94	1.11	84.06	1.61	100
02/26/2021	11.27	1.96	1.10	84.05	1.62	100
02/25/2021	11.27	1.97	1.11	84.04	1.62	100
02/24/2021	11.27	1.98	1.11	84.03	1.63	100
02/23/2021	11.26	1.98	1.11	84.02	1.63	100
02/22/2021	11.24	1.99	1.11	84.01	1.64	100
02/21/2021	11.21	2.01	1.11	84.03	1.65	100
02/20/2021	11.21	2.01	1.11	84.03	1.65	100
02/19/2021	11.20	2.01	1.10	84.02	1.65	100
02/18/2021	11.19	2.03	1.10	84.02	1.66	100
02/17/2021	11.19	2.04	1.10	84.01	1.66	100
02/16/2021	11.18	2.05	1.10	84.00	1.67	100
02/15/2021	11.17	2.06	1.09	83.99	1.68	100
02/14/2021	11.16	2.08	1.10	83.98	1.69	100
02/13/2021	11.16	2.08	1.10	83.98	1.69	100
02/12/2021	11.17	2.08	1.10	83.95	1.69	100
02/11/2021	11.17	2.11	1.11	83.93	1.68	100
02/10/2021	11.20	2.12	1.11	83.90	1.67	100
02/09/2021	11.21	2.13	1.12	83.89	1.66	100
02/08/2021	11.22	2.13	1.12	83.87	1.66	100
02/07/2021	11.21	2.15	1.12	83.85	1.66	100
02/06/2021	11.21	2.15	1.12	83.85	1.66	100
02/05/2021	11.21	2.15	1.12	83.85	1.66	100
02/04/2021	11.21	2.15	1.13	83.82	1.67	100
02/03/2021	11.24	2.18	1.14	83.77	1.68	100
02/02/2021	11.23	2.18	1.14	83.78	1.67	100
02/01/2021	11.22	2.18	1.14	83.81	1.65	100
01/31/2021	11.21	2.19	1.14	83.81	1.65	100
01/30/2021	11.21	2.19	1.14	83.81	1.65	100
01/29/2021	11.19	2.19	1.14	83.83	1.65	100
01/28/2021	11.19	2.19	1.14	83.84	1.64	100
01/27/2021	11.16	2.21	1.14	83.86	1.63	100
01/26/2021	11.15	2.23	1.14	83.87	1.61	100
01/25/2021	11.15	2.23	1.14	83.87	1.61	100
01/24/2021	11.12	2.24	1.14	83.89	1.61	100
01/23/2021	11.12	2.24	1.14	83.89	1.61	100
01/22/2021	11.09	2.25	1.14	83.90	1.62	100
01/21/2021	11.09	2.26	1.13	83.89	1.63	100
01/20/2021	11.09	2.28	1.13	83.89	1.62	100
01/19/2021	11.08	2.30	1.13	83.86	1.63	100
01/18/2021	11.06	2.32	1.13	83.87	1.61	100
01/17/2021	11.08	2.33	1.14	83.85	1.59	100
01/16/2021	11.08	2.33	1.14	83.85	1.59	100
01/15/2021	11.08	2.36	1.14	83.82	1.59	100
01/14/2021	11.05	2.37	1.14	83.87	1.56	100
01/13/2021	11.06	2.39	1.14	83.85	1.55	100
01/12/2021	11.09	2.43	1.14	83.80	1.54	100
01/11/2021	11.08	2.44	1.15	83.82	1.53	100
01/10/2021	11.06	2.46	1.14	83.80	1.54	100
01/09/2021	11.06	2.46	1.14	83.80	1.54	100
01/08/2021	11.10	2.47	1.14	83.74	1.55	100
01/07/2021	11.10	2.50	1.14	83.72	1.55	100
01/06/2021	11.10	2.51	1.14	83.72	1.53	100
01/05/2021	11.12	2.52	1.14	83.73	1.49	100
01/04/2021	11.10	2.54	1.13	83.74	1.49	100

Date	Recover	Active	Mortality	No, no one in my family or surroundings has Corona infection	Don't know/Can't say	Total
01/03/2021	11.07	2.55	1.12	83.79	1.47	100
01/02/2021	11.07	2.55	1.12	83.79	1.47	100
01/01/2021	11.10	2.57	1.12	83.73	1.48	100
12/31/2020	11.11	2.58	1.13	83.71	1.48	100
12/30/2020	11.11	2.58	1.12	83.71	1.48	100
12/29/2020	11.10	2.58	1.13	83.70	1.49	100
12/28/2020	11.10	2.58	1.13	83.70	1.49	100
12/27/2020	11.10	2.59	1.13	83.68	1.49	100
12/26/2020	11.09	2.59	1.13	83.69	1.50	100
12/25/2020	11.09	2.59	1.13	83.69	1.50	100
12/24/2020	11.09	2.61	1.13	83.67	1.51	100
12/23/2020	11.08	2.62	1.13	83.66	1.51	100
12/22/2020	11.09	2.63	1.14	83.63	1.52	100
12/21/2020	11.07	2.66	1.13	83.61	1.53	100
12/20/2020	11.08	2.69	1.13	83.56	1.54	100
12/19/2020	11.08	2.69	1.13	83.56	1.54	100
12/18/2020	11.07	2.72	1.12	83.56	1.53	100
12/17/2020	11.07	2.74	1.13	83.52	1.55	100
12/16/2020	11.02	2.77	1.13	83.53	1.56	100
12/15/2020	11.02	2.79	1.13	83.50	1.57	100
12/14/2020	10.97	2.82	1.13	83.50	1.58	100
12/13/2020	10.94	2.83	1.13	83.50	1.59	100
12/12/2020	10.94	2.83	1.13	83.50	1.59	100
12/11/2020	10.90	2.87	1.13	83.49	1.61	100
12/10/2020	10.85	2.88	1.13	83.52	1.62	100
12/09/2020	10.82	2.91	1.14	83.51	1.62	100
12/08/2020	10.76	2.93	1.14	83.53	1.64	100
12/07/2020	10.74	2.96	1.14	83.53	1.65	100
12/06/2020	10.65	2.99	1.13	83.58	1.65	100
12/05/2020	10.65	2.99	1.13	83.58	1.65	100
12/04/2020	10.63	2.99	1.13	83.59	1.65	100
12/03/2020	10.57	3.02	1.13	83.63	1.66	100
12/02/2020	10.56	3.03	1.13	83.62	1.66	100
12/01/2020	10.54	3.05	1.13	83.63	1.66	100
11/30/2020	10.48	3.07	1.12	83.67	1.66	100
11/29/2020	10.48	3.07	1.12	83.67	1.66	100
11/28/2020	10.48	3.07	1.12	83.67	1.66	100
11/27/2020	10.48	3.07	1.12	83.67	1.66	100
11/26/2020	10.44	3.08	1.12	83.68	1.66	100
11/25/2020	10.39	3.11	1.13	83.71	1.66	100
11/24/2020	10.31	3.13	1.12	83.77	1.67	100
11/23/2020	10.24	3.15	1.11	83.82	1.68	100
11/22/2020	10.15	3.15	1.11	83.90	1.68	100
11/21/2020	10.15	3.15	1.11	83.90	1.68	100
11/20/2020	10.07	3.18	1.10	83.96	1.69	100
11/19/2020	10.07	3.18	1.10	83.96	1.69	100
11/18/2020	9.97	3.21	1.10	84.02	1.70	100
11/17/2020	9.91	3.23	1.10	84.05	1.71	100
11/16/2020	9.82	3.27	1.09	84.11	1.72	100
11/15/2020	9.82	3.27	1.09	84.11	1.72	100
11/14/2020	9.82	3.27	1.09	84.11	1.72	100
11/13/2020	9.82	3.27	1.09	84.11	1.72	100
11/12/2020	9.82	3.27	1.09	84.11	1.72	100
11/11/2020	9.77	3.30	1.08	84.12	1.74	100
11/10/2020	9.66	3.32	1.07	84.18	1.76	100
11/09/2020	9.65	3.35	1.06	84.18	1.76	100
11/08/2020	9.60	3.37	1.06	84.17	1.79	100
11/07/2020	9.60	3.37	1.06	84.17	1.79	100
11/06/2020	9.50	3.41	1.06	84.23	1.80	100
11/05/2020	9.37	3.42	1.06	84.33	1.82	100
11/04/2020	9.28	3.46	1.06	84.38	1.83	100

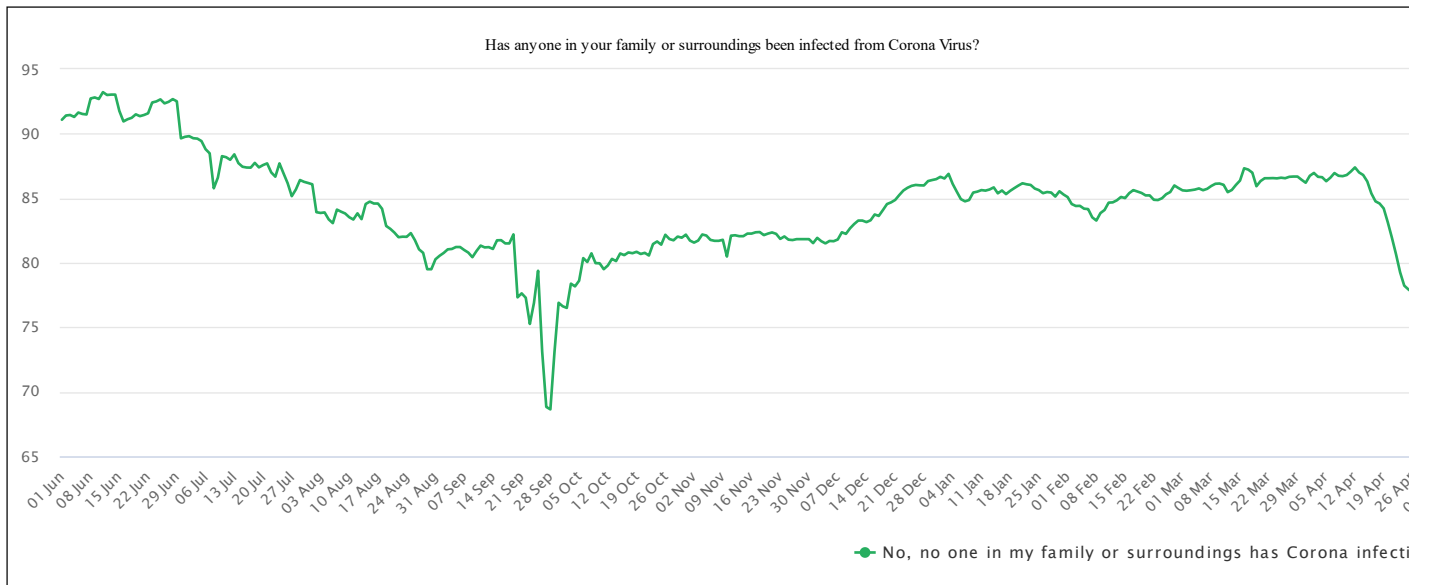
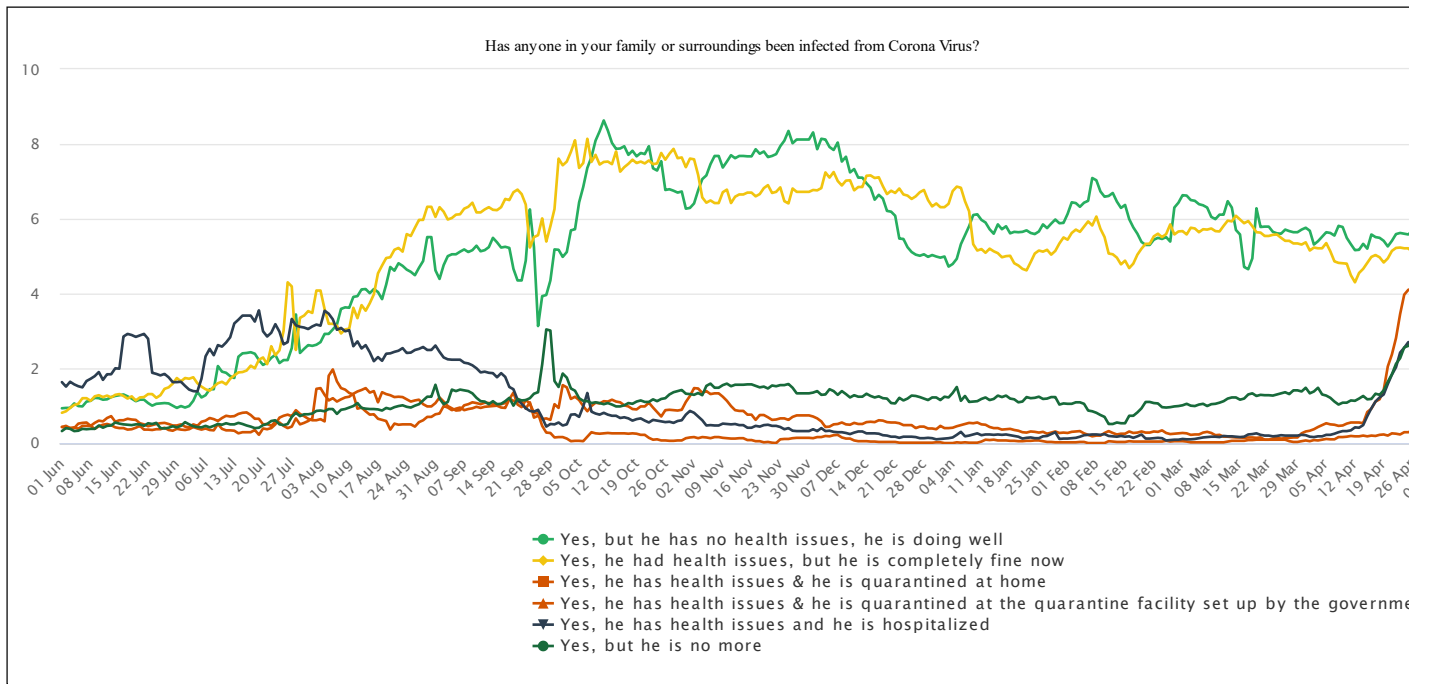
Date	Recover	Active	Mortality	No, no one in my family or surroundings has Corona infection	Don't know/Can't say	Total
11/03/2020	9.23	3.47	1.06	84.40	1.84	100
11/02/2020	9.10	3.51	1.04	84.50	1.85	100
11/01/2020	9.01	3.53	1.04	84.57	1.86	100
10/31/2020	9.01	3.53	1.04	84.57	1.86	100
10/30/2020	8.93	3.54	1.03	84.63	1.87	100
10/29/2020	8.93	3.54	1.03	84.63	1.87	100
10/28/2020	8.91	3.53	1.03	84.66	1.88	100
10/27/2020	8.88	3.54	1.03	84.66	1.88	100
10/26/2020	8.87	3.54	1.02	84.69	1.89	100
10/25/2020	8.84	3.53	1.02	84.71	1.89	100
10/24/2020	8.84	3.53	1.02	84.71	1.89	100
10/23/2020	8.84	3.53	1.02	84.71	1.89	100
10/22/2020	8.80	3.56	1.01	84.72	1.90	100
10/21/2020	8.73	3.59	1.01	84.76	1.91	100
10/20/2020	8.66	3.60	0.99	84.83	1.92	100
10/19/2020	8.58	3.63	0.99	84.86	1.94	100
10/18/2020	8.51	3.65	0.98	84.90	1.95	100
10/17/2020	8.51	3.65	0.98	84.90	1.95	100
10/16/2020	8.45	3.68	0.98	84.94	1.95	100
10/15/2020	8.40	3.70	0.97	84.97	1.96	100
10/14/2020	8.37	3.69	0.97	85.00	1.96	100
10/13/2020	8.31	3.72	0.97	85.04	1.97	100
10/12/2020	8.25	3.72	0.97	85.09	1.98	100
10/11/2020	8.21	3.72	0.96	85.12	1.99	100
10/10/2020	8.21	3.72	0.96	85.12	1.99	100
10/09/2020	8.03	3.76	0.95	85.26	1.99	100
10/08/2020	7.95	3.80	0.94	85.30	2.00	100
10/07/2020	7.73	3.83	0.95	85.49	2.01	100
10/06/2020	7.58	3.85	0.94	85.60	2.03	100
10/05/2020	7.49	3.85	0.94	85.68	2.04	100
10/04/2020	7.44	3.86	0.94	85.71	2.05	100
10/03/2020	7.44	3.86	0.94	85.71	2.05	100
10/02/2020	7.38	3.84	0.94	85.77	2.05	100
10/01/2020	7.38	3.84	0.94	85.77	2.05	100
09/30/2020	7.29	3.85	0.94	85.87	2.05	100
09/29/2020	7.18	3.86	0.93	85.97	2.06	100
09/28/2020	7.08	3.85	0.92	86.07	2.07	100
09/27/2020	6.98	3.84	0.92	86.18	2.07	100
09/26/2020	6.98	3.84	0.92	86.18	2.07	100
09/25/2020	6.95	3.87	0.91	86.19	2.08	100
09/24/2020	6.94	3.87	0.91	86.20	2.08	100
09/23/2020	6.95	3.87	0.90	86.21	2.09	100
09/22/2020	6.91	3.85	0.89	86.26	2.09	100
09/21/2020	6.89	3.83	0.89	86.31	2.09	100
09/20/2020	6.88	3.83	0.89	86.33	2.08	100
09/19/2020	6.88	3.83	0.89	86.33	2.08	100
09/18/2020	6.84	3.85	0.88	86.37	2.08	100
09/17/2020	6.80	3.83	0.88	86.43	2.07	100
09/16/2020	6.79	3.83	0.86	86.45	2.07	100
09/15/2020	6.73	3.84	0.85	86.52	2.07	100
09/14/2020	6.69	3.83	0.85	86.55	2.08	100
09/13/2020	6.65	3.82	0.85	86.60	2.09	100
09/12/2020	6.65	3.82	0.85	86.60	2.09	100
09/11/2020	6.62	3.81	0.84	86.62	2.09	100
09/10/2020	6.59	3.82	0.85	86.64	2.10	100
09/09/2020	6.55	3.81	0.85	86.67	2.11	100
09/08/2020	6.49	3.81	0.85	86.78	2.08	100
09/07/2020	6.37	3.78	0.85	86.92	2.07	100
09/06/2020	6.18	3.77	0.84	87.13	2.07	100
09/05/2020	6.18	3.77	0.84	87.13	2.07	100
09/04/2020	6.05	3.75	0.85	87.27	2.08	100



Date	Recover	Active	Mortality	No, no one in my family or surroundings has Corona infection	Don't know/Can't say	Total
09/03/2020	5.93	3.76	0.83	87.39	2.10	100
09/02/2020	5.84	3.76	0.84	87.47	2.10	100
09/01/2020	5.71	3.74	0.84	87.63	2.09	100
08/31/2020	5.50	3.78	0.83	87.80	2.10	100
08/30/2020	5.40	3.75	0.82	87.91	2.12	100
08/29/2020	5.40	3.75	0.82	87.91	2.12	100
08/28/2020	5.32	3.74	0.80	88.03	2.12	100
08/27/2020	5.23	3.74	0.79	88.11	2.12	100
08/26/2020	5.15	3.74	0.78	88.19	2.14	100
08/25/2020	5.02	3.73	0.75	88.39	2.11	100
08/24/2020	4.98	3.72	0.73	88.45	2.12	100
08/23/2020	4.86	3.73	0.74	88.57	2.11	100
08/22/2020	4.86	3.73	0.74	88.57	2.11	100
08/21/2020	4.79	3.75	0.75	88.67	2.04	100
08/20/2020	4.71	3.73	0.75	88.87	1.95	100
08/19/2020	4.63	3.72	0.76	89.00	1.89	100
08/18/2020	4.60	3.68	0.76	89.16	1.80	100
08/17/2020	4.47	3.67	0.75	89.35	1.77	100
08/16/2020	4.28	3.65	0.75	89.55	1.77	100
08/15/2020	4.28	3.65	0.75	89.55	1.77	100
08/14/2020	4.28	3.65	0.75	89.55	1.77	100
08/13/2020	4.25	3.64	0.74	89.58	1.79	100
08/12/2020	4.18	3.62	0.75	89.64	1.80	100
08/11/2020	4.18	3.62	0.76	89.65	1.80	100
08/10/2020	4.08	3.61	0.73	89.78	1.80	100
08/09/2020	4.05	3.61	0.70	89.83	1.80	100
08/08/2020	4.05	3.61	0.70	89.83	1.80	100
08/07/2020	3.96	3.61	0.70	89.93	1.80	100
08/06/2020	3.92	3.62	0.69	90.00	1.77	100
08/05/2020	3.81	3.61	0.67	90.15	1.76	100
08/04/2020	3.81	3.54	0.65	90.24	1.74	100
08/03/2020	3.74	3.54	0.65	90.32	1.75	100
08/02/2020	3.74	3.54	0.65	90.32	1.75	100
08/01/2020	3.71	3.50	0.63	90.42	1.74	100
07/31/2020	3.69	3.47	0.61	90.49	1.73	100
07/30/2020	3.62	3.43	0.61	90.60	1.74	100
07/29/2020	3.55	3.42	0.58	90.69	1.76	100
07/28/2020	3.48	3.42	0.58	90.74	1.78	100
07/27/2020	3.26	3.36	0.53	91.07	1.78	100
07/26/2020	3.23	3.26	0.49	91.25	1.77	100
07/25/2020	3.23	3.26	0.49	91.25	1.77	100
07/24/2020	3.21	3.24	0.49	91.29	1.79	100
07/23/2020	3.21	3.22	0.49	91.28	1.80	100
07/22/2020	3.18	3.13	0.47	91.44	1.76	100
07/21/2020	3.06	3.09	0.48	91.58	1.80	100
07/20/2020	3.08	3.06	0.48	91.62	1.76	100
07/19/2020	3.06	3.03	0.47	91.68	1.75	100
07/18/2020	3.04	3.05	0.48	91.68	1.75	100
07/17/2020	3.03	3.06	0.48	91.65	1.76	100
07/16/2020	3.03	3.06	0.48	91.65	1.76	100
07/15/2020	3.03	3.06	0.48	91.65	1.76	100
07/14/2020	3.05	3.08	0.49	91.62	1.77	100
07/13/2020	2.98	3.07	0.49	91.70	1.76	100
07/12/2020	2.93	3.06	0.50	91.75	1.76	100
07/11/2020	2.91	3.07	0.49	91.78	1.76	100
07/10/2020	2.91	3.05	0.50	91.78	1.76	100
07/09/2020	2.89	3.06	0.50	91.78	1.77	100
07/08/2020	2.85	3.03	0.50	91.94	1.68	100
07/07/2020	2.83	3.06	0.49	91.96	1.66	100
07/06/2020	2.79	3.02	0.48	92.02	1.69	100
07/05/2020	2.77	2.94	0.48	92.14	1.68	100

Date	Recover	Active	Mortality	No, no one in my family or surroundings has Corona infection	Don't know/Can't say	Tot
07/04/2020	2.76	2.82	0.49	92.22	1.71	100
07/03/2020	2.74	2.87	0.50	92.17	1.73	100
07/02/2020	2.73	2.86	0.51	92.15	1.76	100
07/01/2020	2.73	2.82	0.50	92.19	1.76	100
06/30/2020	2.72	2.80	0.49	92.20	1.78	100
06/29/2020	2.73	2.81	0.47	92.17	1.81	100
06/28/2020	2.74	2.79	0.48	92.15	1.83	100
06/27/2020	2.70	2.84	0.49	92.10	1.87	100
06/26/2020	2.70	2.88	0.46	92.03	1.92	100
06/25/2020	2.62	2.84	0.47	92.10	1.97	100
06/24/2020	2.57	2.79	0.48	92.22	1.94	100
06/23/2020	2.59	2.81	0.48	92.20	1.93	100
06/22/2020	2.59	2.81	0.48	92.20	1.93	100
06/21/2020	2.59	2.81	0.45	92.18	1.97	100
06/20/2020	2.59	2.85	0.47	92.14	1.96	100
06/19/2020	2.49	2.84	0.47	92.16	2.04	100
06/18/2020	2.55	2.86	0.47	92.01	2.10	100
06/17/2020	2.58	2.91	0.46	91.94	2.12	100
06/16/2020	2.60	2.90	0.42	91.87	2.22	100
06/15/2020	2.66	2.81	0.44	91.80	2.28	100
06/14/2020	2.60	2.84	0.47	91.78	2.30	100
06/13/2020	2.62	2.87	0.46	91.69	2.38	100
06/12/2020	2.58	2.83	0.48	91.66	2.45	100
06/11/2020	2.59	2.78	0.46	91.61	2.56	100
06/10/2020	2.61	2.89	0.48	91.34	2.69	100
06/09/2020	2.57	2.76	0.40	91.56	2.72	100
06/08/2020	2.50	2.70	0.40	91.67	2.73	100
06/07/2020	2.47	2.83	0.36	91.36	2.98	100
06/06/2020	2.38	2.65	0.38	91.44	3.15	100
06/05/2020	2.20	2.54	0.33	91.60	3.33	100
06/04/2020	2.25	2.43	0.33	91.30	3.69	100
06/03/2020	2.15	2.52	0.37	91.08	3.88	100
06/02/2020	2.13	2.43	0.37	90.69	4.37	100
06/01/2020	1.99	2.57	0.28	90.39	4.77	100
05/31/2020	2.01	2.62	0.31	89.98	5.09	100
05/30/2020	2.25	2.68	0.35	89.33	5.38	100
05/29/2020	2.51	2.71	0.40	88.35	6.02	100
05/28/2020	2.38	2.75	0.48	87.83	6.56	100
05/27/2020	2.48	3.21	0.58	86.01	7.73	100
05/26/2020	1.89	3.16	0.42	84.81	9.70	100
05/25/2020	1.98	3.97	0.66	82.45	10.93	100
05/24/2020	3.38	4.06	0.68	77.70	14.19	100

**Weighted: Has anyone in your family or surroundings been infected from Corona Virus?**



**Weighted: Has anyone in your family or surroundings been infected from Corona Virus?**

Date	Yes, but he has no health issues, he is doing well	Yes, he had health issues, but he is completely fine now	Yes, he has health issues & he is quarantined at home	Yes, he has health issues & he is quarantined at the quarantine facility set up by the government	Yes, he has health issues and he is hospitalized	Yes, but he is no more	No, no one in my family or surroundings has Corona infection	Don't know/Can't say	Total
05/03/2021	6.64	5.09	6.11	0.40	3.57	5.42	70.81	1.96	100
05/02/2021	6.65	5.13	5.95	0.40	3.50	5.40	70.91	2.06	100
05/01/2021	6.58	5.10	5.82	0.38	3.49	5.16	71.41	2.06	100
04/30/2021	6.66	4.98	5.59	0.36	3.42	4.99	71.92	2.08	100
04/29/2021	6.51	5.06	5.51	0.30	3.29	4.20	73.06	2.07	100
04/28/2021	6.75	4.65	5.06	0.37	3.12	3.11	74.81	2.13	100
04/27/2021	6.24	5.08	4.58	0.37	2.95	2.89	75.98	1.91	100
04/26/2021	5.68	5.10	4.13	0.33	2.67	2.73	77.70	1.66	100
04/25/2021	5.58	5.21	4.10	0.29	2.70	2.60	77.94	1.58	100
04/24/2021	5.60	5.21	3.97	0.29	2.55	2.56	78.23	1.59	100
04/23/2021	5.62	5.23	3.45	0.23	2.42	2.27	79.26	1.52	100
04/22/2021	5.59	5.22	2.81	0.25	2.03	2.12	80.66	1.32	100
04/21/2021	5.41	5.14	2.37	0.26	1.83	1.84	81.94	1.21	100
04/20/2021	5.26	4.94	2.05	0.20	1.58	1.64	83.13	1.20	100
04/19/2021	5.41	4.83	1.42	0.23	1.30	1.41	84.21	1.19	100
04/18/2021	5.49	4.97	1.17	0.22	1.22	1.29	84.59	1.05	100
04/17/2021	5.51	5.03	1.11	0.19	1.11	1.32	84.76	0.97	100
04/16/2021	5.58	4.98	0.92	0.20	0.93	1.18	85.37	0.84	100
04/15/2021	5.20	4.82	0.83	0.18	0.72	1.17	86.30	0.78	100
04/14/2021	5.33	4.66	0.53	0.20	0.48	1.26	86.80	0.74	100
04/13/2021	5.17	4.55	0.55	0.18	0.41	1.19	87.00	0.95	100
04/12/2021	5.16	4.30	0.55	0.18	0.42	1.13	87.39	0.87	100
04/11/2021	5.32	4.49	0.55	0.19	0.34	1.14	87.07	0.90	100
04/10/2021	5.49	4.80	0.52	0.17	0.32	1.08	86.80	0.82	100
04/09/2021	5.78	4.81	0.47	0.16	0.32	1.08	86.71	0.67	100
04/08/2021	5.81	4.82	0.46	0.16	0.29	1.03	86.74	0.69	100
04/07/2021	5.55	4.86	0.49	0.10	0.25	1.11	86.95	0.69	100
04/06/2021	5.62	5.13	0.50	0.10	0.22	1.21	86.59	0.63	100
04/05/2021	5.64	5.35	0.53	0.11	0.22	1.27	86.32	0.56	100
04/04/2021	5.52	5.21	0.48	0.09	0.18	1.30	86.63	0.59	100
04/03/2021	5.40	5.21	0.43	0.07	0.18	1.48	86.66	0.57	100
04/02/2021	5.31	5.23	0.37	0.08	0.16	1.38	86.96	0.51	100
04/01/2021	5.68	5.15	0.33	0.05	0.17	1.33	86.74	0.55	100
03/31/2021	5.76	5.37	0.31	0.07	0.21	1.48	86.20	0.60	100
03/30/2021	5.71	5.31	0.26	0.05	0.22	1.38	86.43	0.64	100
03/29/2021	5.64	5.34	0.15	0.03	0.20	1.41	86.68	0.55	100
03/28/2021	5.64	5.34	0.15	0.03	0.20	1.41	86.68	0.55	100
03/27/2021	5.67	5.41	0.14	0.05	0.20	1.31	86.66	0.56	100
03/26/2021	5.71	5.41	0.13	0.09	0.20	1.36	86.55	0.55	100
03/25/2021	5.60	5.49	0.12	0.09	0.21	1.33	86.59	0.57	100
03/24/2021	5.61	5.58	0.14	0.09	0.19	1.30	86.54	0.55	100
03/23/2021	5.65	5.57	0.12	0.09	0.18	1.27	86.56	0.56	100
03/22/2021	5.79	5.54	0.09	0.09	0.20	1.28	86.55	0.46	100
03/21/2021	5.79	5.54	0.09	0.09	0.20	1.28	86.55	0.46	100
03/20/2021	5.78	5.63	0.15	0.09	0.22	1.29	86.33	0.51	100
03/19/2021	6.28	5.64	0.14	0.09	0.26	1.26	85.93	0.40	100
03/18/2021	4.94	5.80	0.15	0.08	0.24	1.33	86.98	0.48	100
03/17/2021	4.65	5.94	0.15	0.08	0.23	1.30	87.22	0.43	100
03/16/2021	4.71	5.88	0.14	0.06	0.17	1.19	87.32	0.53	100
03/15/2021	5.58	5.98	0.15	0.06	0.16	1.16	86.37	0.54	100
03/14/2021	5.70	6.08	0.15	0.06	0.17	1.22	86.03	0.59	100
03/13/2021	6.30	5.93	0.16	0.06	0.18	1.22	85.64	0.51	100
03/12/2021	6.47	5.95	0.17	0.04	0.18	1.19	85.47	0.53	100
03/11/2021	6.11	5.81	0.17	0.02	0.19	1.12	86.04	0.54	100
03/10/2021	6.11	5.66	0.22	0.02	0.16	1.08	86.14	0.61	100
03/09/2021	5.99	5.67	0.21	0.02	0.17	1.05	86.12	0.77	100
03/08/2021	6.05	5.74	0.27	0.02	0.17	1.04	85.95	0.76	100

Date	Yes, but he has no health issues, he is doing well	Yes, he had health issues, but he is completely fine now	Yes, he has health issues & he is quarantined at home	Yes, he has health issues & he is quarantined at the quarantine facility set up by the government	Yes, he has health issues and he is hospitalized	Yes, but he is no more	No, no one in my family or surroundings has Corona infection	Don't know/Can't say	Total
03/07/2021	6.30	5.71	0.30	0.02	0.16	0.99	85.73	0.79	10
03/06/2021	6.36	5.72	0.28	0.02	0.15	1.05	85.62	0.80	10
03/05/2021	6.39	5.64	0.23	0.02	0.13	1.03	85.76	0.80	10
03/04/2021	6.48	5.74	0.23	0.02	0.11	0.99	85.67	0.76	10
03/03/2021	6.50	5.76	0.22	0.02	0.10	1.00	85.62	0.78	10
03/02/2021	6.62	5.58	0.26	0.04	0.10	1.05	85.58	0.77	10
03/01/2021	6.63	5.67	0.27	0.05	0.11	1.01	85.61	0.65	10
02/28/2021	6.43	5.66	0.26	0.05	0.09	0.99	85.79	0.73	10
02/27/2021	6.30	5.58	0.25	0.05	0.09	0.98	85.99	0.76	10
02/26/2021	5.39	5.85	0.24	0.04	0.08	0.96	85.48	1.96	10
02/25/2021	5.51	5.59	0.27	0.06	0.07	0.95	85.31	2.24	10
02/24/2021	5.46	5.51	0.34	0.04	0.13	0.96	85.00	2.56	10
02/23/2021	5.49	5.60	0.30	0.04	0.14	1.06	84.86	2.51	10
02/22/2021	5.44	5.53	0.31	0.04	0.13	1.07	84.88	2.60	10
02/21/2021	5.30	5.33	0.28	0.04	0.12	1.10	85.22	2.61	10
02/20/2021	5.30	5.33	0.28	0.04	0.12	1.10	85.22	2.61	10
02/19/2021	5.38	5.20	0.31	0.04	0.23	0.93	85.41	2.50	10
02/18/2021	5.60	5.04	0.28	0.04	0.18	0.82	85.52	2.52	10
02/17/2021	5.77	4.80	0.27	0.04	0.14	0.73	85.63	2.62	10
02/16/2021	5.99	4.68	0.31	0.05	0.18	0.73	85.39	2.67	10
02/15/2021	6.37	4.88	0.25	0.03	0.17	0.53	85.01	2.76	10
02/14/2021	6.29	4.78	0.25	0.03	0.19	0.53	85.10	2.83	10
02/13/2021	6.46	4.96	0.23	0.03	0.17	0.55	84.84	2.76	10
02/12/2021	6.69	5.05	0.27	0.04	0.18	0.51	84.68	2.58	10
02/11/2021	6.61	5.07	0.32	0.05	0.19	0.51	84.66	2.59	10
02/10/2021	6.59	5.51	0.27	0.00	0.24	0.70	84.09	2.60	10
02/09/2021	6.73	5.73	0.20	0.00	0.22	0.75	83.85	2.52	10
02/08/2021	7.03	6.06	0.20	0.00	0.23	0.81	83.27	2.40	10
02/07/2021	7.09	5.82	0.18	0.00	0.23	0.85	83.52	2.31	10
02/06/2021	6.48	5.93	0.22	0.00	0.22	0.87	84.16	2.12	10
02/05/2021	6.43	5.79	0.26	0.03	0.21	1.05	84.19	2.04	10
02/04/2021	6.32	5.65	0.32	0.03	0.17	1.09	84.41	2.01	10
02/03/2021	6.42	5.71	0.31	0.02	0.14	1.09	84.40	1.91	10
02/02/2021	6.44	5.62	0.30	0.02	0.13	1.05	84.55	1.89	10
02/01/2021	6.13	5.44	0.27	0.02	0.12	1.05	85.09	1.88	10
01/31/2021	5.89	5.50	0.28	0.02	0.12	1.06	85.29	1.84	10
01/30/2021	5.88	5.34	0.27	0.02	0.11	1.03	85.54	1.81	10
01/29/2021	5.98	5.14	0.31	0.02	0.29	1.23	85.13	1.90	10
01/28/2021	5.87	5.04	0.28	0.03	0.24	1.23	85.44	1.87	10
01/27/2021	5.75	5.17	0.25	0.03	0.19	1.19	85.48	1.94	10
01/26/2021	5.85	5.12	0.30	0.05	0.18	1.18	85.39	1.93	10
01/25/2021	5.66	5.15	0.28	0.07	0.13	1.24	85.63	1.84	10
01/24/2021	5.59	5.07	0.30	0.07	0.13	1.21	85.75	1.88	10
01/23/2021	5.62	4.84	0.31	0.06	0.15	1.20	86.03	1.79	10
01/22/2021	5.69	4.62	0.28	0.06	0.14	1.23	86.08	1.90	10
01/21/2021	5.65	4.66	0.29	0.05	0.12	1.11	86.16	1.96	10
01/20/2021	5.64	4.75	0.33	0.05	0.17	1.09	85.98	1.99	10
01/19/2021	5.65	4.81	0.35	0.06	0.19	1.17	85.78	1.99	10
01/18/2021	5.61	5.01	0.38	0.06	0.21	1.19	85.57	1.97	10
01/17/2021	5.80	5.00	0.37	0.07	0.23	1.27	85.32	1.94	10
01/16/2021	5.72	4.97	0.36	0.07	0.22	1.23	85.60	1.83	10
01/15/2021	5.85	5.08	0.40	0.07	0.23	1.27	85.38	1.72	10
01/14/2021	5.60	5.13	0.40	0.09	0.22	1.18	85.84	1.54	10
01/13/2021	5.72	5.20	0.43	0.08	0.23	1.15	85.68	1.51	10
01/12/2021	5.90	5.09	0.49	0.09	0.23	1.22	85.59	1.39	10
01/11/2021	5.97	5.19	0.50	0.04	0.21	1.18	85.63	1.28	10
01/10/2021	6.12	5.15	0.55	0.01	0.26	1.12	85.51	1.28	10
01/09/2021	6.10	5.32	0.53	0.01	0.23	1.11	85.44	1.26	10
01/08/2021	5.80	6.20	0.54	0.01	0.20	1.10	84.86	1.29	10

Date	Yes, but he has no health issues, he is doing well	Yes, he had health issues, but he is completely fine now	Yes, he has health issues & he is quarantined at home	Yes, he has health issues & he is quarantined at the quarantine facility set up by the government	Yes, he has health issues and he is hospitalized	Yes, but he is no more	No, no one in my family or surroundings has Corona infection	Don't know/Can't say	Total
01/07/2021	5.56	6.47	0.51	0.02	0.18	1.26	84.76	1.24	10
01/06/2021	5.32	6.83	0.48	0.01	0.30	1.13	84.93	1.00	10
01/05/2021	4.93	6.86	0.45	0.02	0.22	1.50	85.51	0.51	10
01/04/2021	4.79	6.74	0.41	0.00	0.15	1.34	86.11	0.46	10
01/03/2021	4.72	6.40	0.40	0.00	0.13	1.22	86.89	0.24	10
01/02/2021	4.99	6.31	0.40	0.00	0.12	1.24	86.53	0.41	10
01/01/2021	4.96	6.31	0.46	0.02	0.11	1.15	86.66	0.33	10
12/31/2020	4.99	6.41	0.37	0.02	0.10	1.22	86.48	0.41	10
12/30/2020	5.03	6.33	0.39	0.01	0.13	1.22	86.41	0.48	10
12/29/2020	4.98	6.50	0.39	0.01	0.14	1.15	86.33	0.50	10
12/28/2020	5.05	6.77	0.44	0.01	0.13	1.19	85.99	0.42	10
12/27/2020	5.01	6.71	0.44	0.01	0.13	1.23	86.00	0.47	10
12/26/2020	5.04	6.60	0.40	0.01	0.16	1.26	86.03	0.50	10
12/25/2020	5.11	6.53	0.48	0.01	0.17	1.27	85.96	0.47	10
12/24/2020	5.24	6.62	0.48	0.01	0.17	1.19	85.81	0.48	10
12/23/2020	5.46	6.65	0.48	0.01	0.17	1.14	85.60	0.49	10
12/22/2020	5.47	6.81	0.53	0.01	0.14	1.21	85.25	0.58	10
12/21/2020	6.08	6.69	0.55	0.03	0.17	1.06	84.87	0.55	10
12/20/2020	6.19	6.75	0.55	0.03	0.17	1.07	84.68	0.56	10
12/19/2020	6.21	6.66	0.56	0.03	0.20	1.19	84.55	0.60	10
12/18/2020	6.54	6.87	0.60	0.03	0.21	1.20	84.08	0.47	10
12/17/2020	6.64	7.11	0.61	0.03	0.25	1.25	83.63	0.48	10
12/16/2020	6.51	7.09	0.56	0.04	0.26	1.22	83.74	0.58	10
12/15/2020	6.83	7.16	0.57	0.04	0.26	1.26	83.29	0.59	10
12/14/2020	6.95	7.15	0.56	0.05	0.26	1.32	83.15	0.56	10
12/13/2020	7.10	6.85	0.51	0.05	0.31	1.24	83.27	0.67	10
12/12/2020	7.10	6.85	0.51	0.05	0.31	1.24	83.27	0.67	10
12/11/2020	7.33	6.76	0.54	0.07	0.28	1.28	83.00	0.74	10
12/10/2020	7.24	7.03	0.49	0.12	0.24	1.22	82.67	0.99	10
12/09/2020	7.66	7.02	0.50	0.12	0.27	1.31	82.24	0.88	10
12/08/2020	7.53	6.89	0.55	0.15	0.29	1.39	82.36	0.84	10
12/07/2020	8.04	7.01	0.51	0.22	0.29	1.29	81.80	0.84	10
12/06/2020	7.84	7.25	0.50	0.21	0.30	1.39	81.67	0.84	10
12/05/2020	7.92	7.10	0.44	0.18	0.33	1.44	81.69	0.90	10
12/04/2020	8.12	7.24	0.43	0.19	0.32	1.30	81.50	0.90	10
12/03/2020	8.14	6.82	0.58	0.16	0.40	1.29	81.67	0.94	10
12/02/2020	7.86	6.76	0.66	0.16	0.32	1.39	81.93	0.92	10
12/01/2020	8.31	6.77	0.71	0.13	0.37	1.35	81.52	0.84	10
11/30/2020	8.12	6.72	0.74	0.14	0.32	1.33	81.83	0.80	10
11/29/2020	8.12	6.72	0.74	0.14	0.32	1.33	81.83	0.80	10
11/28/2020	8.12	6.72	0.74	0.14	0.32	1.33	81.83	0.80	10
11/27/2020	8.12	6.72	0.74	0.14	0.32	1.33	81.83	0.80	10
11/26/2020	8.02	6.81	0.70	0.13	0.33	1.48	81.76	0.77	10
11/25/2020	8.35	6.41	0.62	0.11	0.40	1.58	81.79	0.74	10
11/24/2020	8.09	6.47	0.66	0.11	0.37	1.55	82.04	0.71	10
11/23/2020	7.94	6.84	0.66	0.10	0.43	1.55	81.85	0.63	10
11/22/2020	7.73	6.72	0.63	0.00	0.46	1.52	82.24	0.70	10
11/21/2020	7.68	6.69	0.62	0.01	0.46	1.54	82.35	0.65	10
11/20/2020	7.65	6.90	0.69	0.03	0.49	1.46	82.26	0.52	10
11/19/2020	7.80	6.82	0.75	0.02	0.48	1.51	82.14	0.48	10
11/18/2020	7.74	6.66	0.75	0.05	0.44	1.49	82.38	0.49	10
11/17/2020	7.86	6.60	0.62	0.05	0.46	1.53	82.36	0.52	10
11/16/2020	7.67	6.70	0.76	0.08	0.41	1.57	82.26	0.55	10
11/15/2020	7.67	6.70	0.76	0.08	0.41	1.57	82.26	0.55	10
11/14/2020	7.68	6.65	0.86	0.13	0.48	1.56	82.06	0.58	10
11/13/2020	7.68	6.65	0.86	0.13	0.48	1.56	82.06	0.58	10
11/12/2020	7.62	6.59	0.88	0.12	0.51	1.56	82.13	0.59	10
11/11/2020	7.70	6.42	0.99	0.12	0.50	1.52	82.10	0.65	10
11/10/2020	7.53	6.78	1.13	0.13	0.51	1.59	80.48	1.85	10

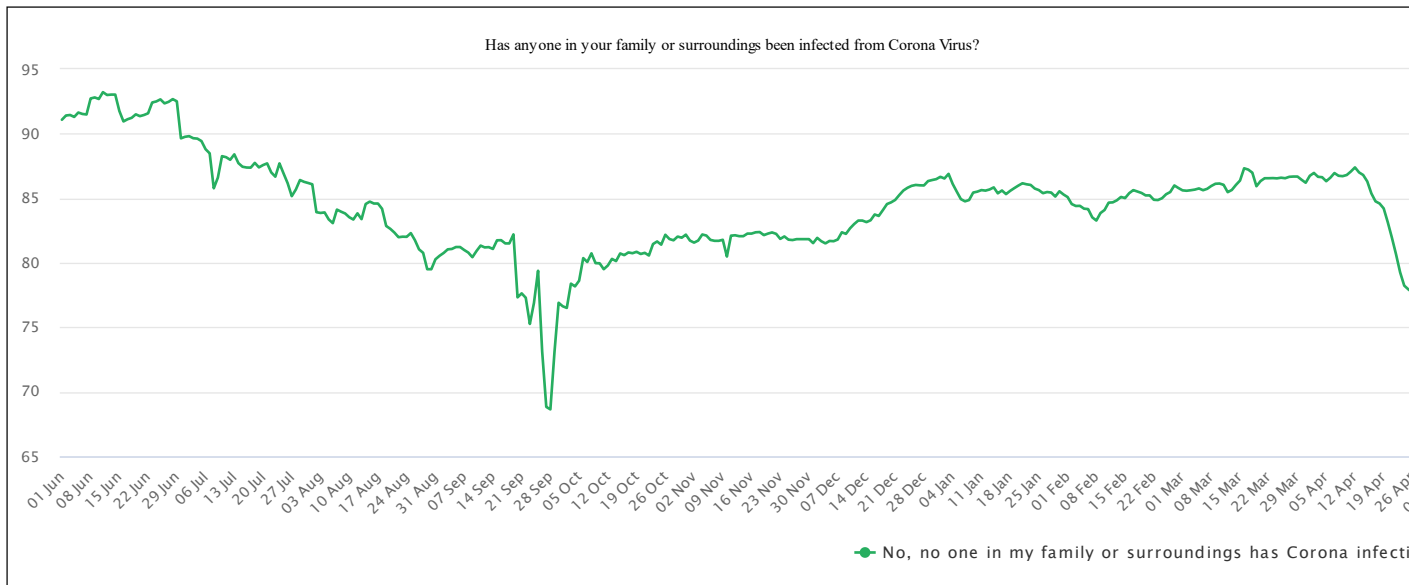
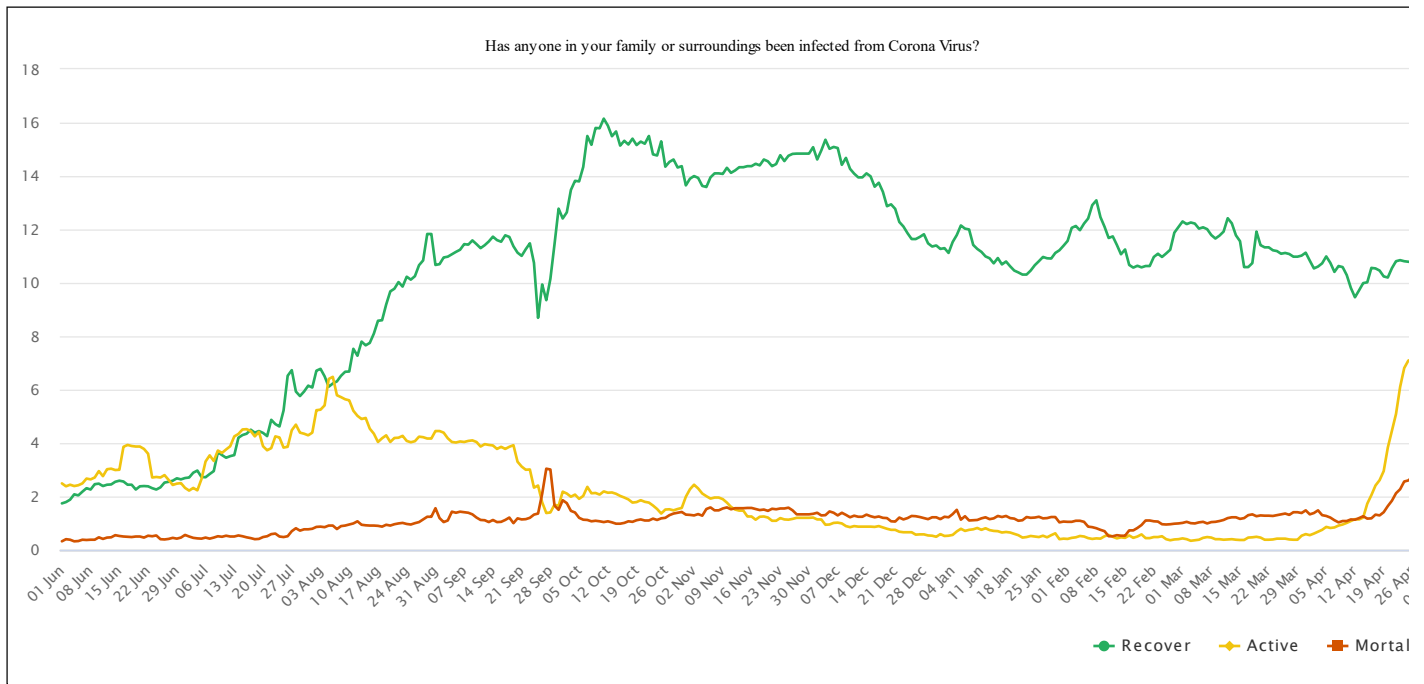
Date	Yes, but he has no health issues, he is doing well	Yes, he had health issues, but he is completely fine now	Yes, he has health issues & he is quarantined at home	Yes, he has health issues & he is quarantined at the quarantine facility set up by the government	Yes, he has health issues and he is hospitalized	Yes, but he is no more	No, no one in my family or surroundings has Corona infection	Don't know/Can't say	Total
11/09/2020	7.37	6.71	1.24	0.14	0.52	1.55	81.78	0.69	10
11/08/2020	7.68	6.42	1.33	0.16	0.47	1.48	81.70	0.76	10
11/07/2020	7.68	6.42	1.33	0.16	0.47	1.48	81.70	0.76	10
11/06/2020	7.46	6.49	1.31	0.13	0.48	1.59	81.77	0.77	10
11/05/2020	7.16	6.43	1.39	0.15	0.47	1.53	82.11	0.76	10
11/04/2020	7.06	6.57	1.34	0.16	0.61	1.28	82.19	0.79	10
11/03/2020	6.76	7.17	1.46	0.13	0.71	1.34	81.72	0.71	10
11/02/2020	6.41	7.59	1.47	0.16	0.81	1.29	81.56	0.71	10
11/01/2020	6.29	7.61	1.26	0.15	0.86	1.31	81.72	0.80	10
10/31/2020	6.27	7.38	1.10	0.13	0.76	1.32	82.18	0.86	10
10/30/2020	6.73	7.64	0.89	0.07	0.61	1.42	81.94	0.70	10
10/29/2020	6.70	7.62	0.87	0.07	0.59	1.39	82.03	0.73	10
10/28/2020	6.75	7.87	0.88	0.06	0.54	1.36	81.74	0.80	10
10/27/2020	6.79	7.74	0.89	0.06	0.57	1.30	81.84	0.81	10
10/26/2020	6.77	7.58	0.88	0.07	0.56	1.20	82.17	0.77	10
10/25/2020	7.54	7.76	0.71	0.07	0.58	1.18	81.40	0.76	10
10/24/2020	7.29	7.48	0.83	0.10	0.60	1.12	81.65	0.93	10
10/23/2020	7.35	7.46	0.95	0.09	0.62	1.17	81.45	0.91	10
10/22/2020	7.94	7.56	1.08	0.14	0.55	1.10	80.56	1.07	10
10/21/2020	7.73	7.48	0.98	0.22	0.60	1.10	80.77	1.12	10
10/20/2020	7.76	7.53	0.98	0.22	0.66	1.14	80.68	1.03	10
10/19/2020	7.67	7.49	0.90	0.25	0.64	1.11	80.85	1.09	10
10/18/2020	7.82	7.58	0.91	0.26	0.60	1.05	80.74	1.04	10
10/17/2020	7.71	7.47	0.98	0.25	0.66	1.07	80.80	1.06	10
10/16/2020	7.94	7.38	1.01	0.26	0.69	1.01	80.59	1.12	10
10/15/2020	7.88	7.26	1.09	0.26	0.67	0.98	80.72	1.14	10
10/14/2020	7.87	7.80	1.11	0.26	0.73	0.98	80.13	1.12	10
10/13/2020	8.03	7.46	1.16	0.26	0.73	1.03	80.30	1.03	10
10/12/2020	8.36	7.53	1.11	0.27	0.76	1.07	79.79	1.11	10
10/11/2020	8.63	7.52	1.12	0.26	0.81	1.04	79.50	1.12	10
10/10/2020	8.34	7.45	1.06	0.25	0.76	1.07	79.96	1.11	10
10/09/2020	8.09	7.71	1.08	0.26	0.79	1.09	79.97	1.01	10
10/08/2020	7.65	7.52	0.99	0.29	0.84	1.07	80.73	0.91	10
10/07/2020	7.36	8.14	0.85	0.17	1.34	1.12	80.06	0.96	10
10/06/2020	6.85	7.49	0.99	0.05	0.98	1.13	80.36	2.15	10
10/05/2020	6.44	7.36	1.15	0.06	0.70	1.20	78.61	4.48	10
10/04/2020	5.72	8.10	1.24	0.06	0.77	1.40	78.17	4.54	10
10/03/2020	5.69	7.79	1.18	0.05	0.76	1.46	78.38	4.69	10
10/02/2020	5.11	7.53	1.49	0.12	0.50	1.75	76.50	7.00	10
10/01/2020	4.98	7.43	1.55	0.16	0.47	1.86	76.63	6.92	10
09/30/2020	5.17	7.61	0.94	0.16	0.55	1.50	76.90	7.17	10
09/29/2020	5.18	6.26	1.04	0.15	0.50	1.66	73.09	12.12	10
09/28/2020	4.35	5.80	0.62	0.27	0.51	3.01	68.64	16.80	10
09/27/2020	3.96	5.39	0.66	0.28	0.44	3.04	68.83	17.40	10
09/26/2020	3.93	6.01	0.64	0.46	0.68	2.10	73.12	13.06	10
09/25/2020	3.13	5.56	0.73	0.79	0.89	1.36	79.38	8.16	10
09/24/2020	5.24	5.51	0.68	0.81	0.84	1.32	76.89	8.71	10
09/23/2020	6.25	5.23	1.09	1.06	0.86	1.20	75.26	9.05	10
09/22/2020	4.88	6.38	0.92	1.15	0.93	1.15	77.29	7.30	10
09/21/2020	4.35	6.66	1.11	0.96	1.05	1.14	77.63	7.10	10
09/20/2020	4.35	6.78	1.11	1.03	1.16	1.18	77.32	7.07	10
09/19/2020	4.66	6.71	1.13	1.35	1.44	1.00	82.20	1.51	10
09/18/2020	5.22	6.50	1.19	1.17	1.50	1.21	81.50	1.71	10
09/17/2020	5.25	6.53	1.07	0.94	1.77	1.12	81.50	1.82	10
09/16/2020	5.23	6.31	1.04	0.95	1.87	1.05	81.75	1.80	10
09/15/2020	5.37	6.23	1.02	1.00	1.76	1.04	81.74	1.84	10
09/14/2020	5.49	6.24	1.05	0.99	1.87	1.12	81.07	2.17	10
09/13/2020	5.24	6.31	1.07	0.98	1.88	1.04	81.21	2.27	10
09/12/2020	5.16	6.25	1.08	0.97	1.91	1.11	81.19	2.33	10

Date	Yes, but he has no health issues, he is doing well	Yes, he had health issues, but he is completely fine now	Yes, he has health issues & he is quarantined at home	Yes, he has health issues & he is quarantined at the quarantine facility set up by the government	Yes, he has health issues and he is hospitalized	Yes, but he is no more	No, no one in my family or surroundings has Corona infection	Don't know/Can't say	Total
09/11/2020	5.13	6.17	1.04	0.94	1.89	1.12	81.33	2.38	10
09/10/2020	5.28	6.17	1.07	0.97	2.00	1.21	80.91	2.39	10
09/09/2020	5.16	6.43	1.09	0.93	2.08	1.33	80.43	2.55	10
09/08/2020	5.11	6.32	1.04	0.91	2.13	1.39	80.79	2.31	10
09/07/2020	5.18	6.27	1.01	0.88	2.15	1.41	80.99	2.11	10
09/06/2020	5.12	6.12	0.88	0.95	2.23	1.43	81.22	2.05	10
09/05/2020	5.05	6.11	0.87	0.92	2.23	1.39	81.22	2.21	10
09/04/2020	5.05	6.02	0.93	0.88	2.23	1.43	81.07	2.39	10
09/03/2020	5.00	5.98	0.99	0.95	2.24	1.10	81.04	2.70	10
09/02/2020	4.76	6.19	1.11	0.99	2.29	1.04	80.76	2.86	10
09/01/2020	4.39	6.31	1.22	0.79	2.44	1.19	80.54	3.12	10
08/31/2020	4.62	6.05	1.07	0.77	2.61	1.56	80.27	3.05	10
08/30/2020	5.51	6.32	0.98	0.70	2.49	1.24	79.50	3.26	10
08/29/2020	5.51	6.32	0.98	0.70	2.49	1.24	79.50	3.26	10
08/28/2020	4.87	5.97	1.04	0.61	2.57	1.14	80.77	3.03	10
08/27/2020	4.69	5.97	1.16	0.56	2.52	1.04	81.04	3.02	10
08/26/2020	4.49	5.76	1.14	0.44	2.49	1.00	81.75	2.93	10
08/25/2020	4.58	5.54	1.11	0.50	2.42	0.95	82.30	2.60	10
08/24/2020	4.64	5.59	1.17	0.50	2.41	0.97	82.01	2.71	10
08/23/2020	4.74	5.12	1.23	0.50	2.54	1.01	82.02	2.84	10
08/22/2020	4.81	5.22	1.24	0.49	2.47	0.99	81.98	2.80	10
08/21/2020	4.61	5.17	1.23	0.52	2.44	0.96	82.34	2.73	10
08/20/2020	4.71	4.97	1.28	0.36	2.40	0.91	82.63	2.74	10
08/19/2020	4.24	4.95	1.31	0.59	2.39	0.94	82.85	2.73	10
08/18/2020	3.85	4.75	1.36	0.62	2.20	0.87	84.18	2.17	10
08/17/2020	4.04	4.54	1.09	0.65	2.30	0.90	84.59	1.89	10
08/16/2020	4.12	3.98	1.39	0.77	2.19	0.91	84.59	2.05	10
08/15/2020	4.01	3.74	1.35	0.76	2.43	0.91	84.74	2.06	10
08/14/2020	4.12	3.54	1.47	0.85	2.62	0.92	84.55	1.93	10
08/13/2020	4.11	3.69	1.42	0.95	2.53	0.94	83.38	2.98	10
08/12/2020	3.93	3.34	1.38	0.92	2.72	1.07	83.83	2.81	10
08/11/2020	3.91	3.62	1.32	1.30	2.59	0.99	83.35	2.92	10
08/10/2020	3.62	3.06	1.24	1.34	3.02	0.95	83.53	3.24	10
08/09/2020	3.63	3.04	1.22	1.43	2.99	0.91	83.82	2.96	10
08/08/2020	3.59	2.93	1.17	1.47	3.08	0.89	83.96	2.91	10
08/07/2020	3.17	3.14	1.11	1.65	3.03	0.78	84.12	3.00	10
08/06/2020	3.04	3.19	1.20	1.97	3.31	0.91	83.07	3.31	10
08/05/2020	2.92	3.19	1.14	1.80	3.46	0.91	83.36	3.22	10
08/04/2020	2.92	3.58	1.29	0.58	3.54	0.85	83.90	3.34	10
08/03/2020	2.70	4.08	1.47	0.64	3.14	0.87	83.86	3.24	10
08/02/2020	2.63	4.08	1.45	0.61	3.17	0.86	83.92	3.28	10
08/01/2020	2.60	3.48	0.66	0.61	3.12	0.79	86.08	2.66	10
07/31/2020	2.62	3.53	0.59	0.65	3.05	0.77	86.18	2.61	10
07/30/2020	2.52	3.41	0.54	0.72	3.09	0.77	86.27	2.68	10
07/29/2020	2.41	3.35	0.50	0.78	3.11	0.72	86.41	2.72	10
07/28/2020	3.44	2.49	0.66	0.88	3.15	0.81	85.68	2.89	10
07/27/2020	2.54	4.19	0.44	0.72	3.32	0.70	85.16	2.93	10
07/26/2020	2.22	4.30	0.40	0.76	2.70	0.51	86.16	2.95	10
07/25/2020	2.22	3.00	0.46	0.73	2.64	0.48	86.92	3.55	10
07/24/2020	2.14	2.48	0.55	0.68	2.98	0.50	87.70	2.97	10
07/23/2020	2.36	2.35	0.57	0.50	3.18	0.61	86.67	3.76	10
07/22/2020	2.28	2.59	0.46	0.40	2.95	0.59	87.00	3.73	10
07/21/2020	2.15	2.11	0.51	0.37	2.85	0.51	87.70	3.80	10
07/20/2020	2.09	2.29	0.50	0.39	2.99	0.48	87.57	3.69	10
07/19/2020	2.22	2.23	0.65	0.22	3.55	0.41	87.39	3.33	10
07/18/2020	2.39	2.00	0.65	0.35	3.25	0.40	87.74	3.22	10
07/17/2020	2.43	2.07	0.75	0.29	3.41	0.44	87.37	3.24	10
07/16/2020	2.41	1.94	0.82	0.29	3.41	0.47	87.38	3.28	10
07/15/2020	2.40	1.90	0.81	0.29	3.41	0.51	87.44	3.24	10



Date	Yes, but he has no health issues, he is doing well	Yes, he had health issues, but he is completely fine now	Yes, he has health issues & he is quarantined at home	Yes, he has health issues & he is quarantined at the quarantine facility set up by the government	Yes, he has health issues and he is hospitalized	Yes, but he is no more	No, no one in my family or surroundings has Corona infection	Don't know/Can't say	Total
07/14/2020	2.31	1.89	0.78	0.26	3.30	0.54	87.72	3.20	100
07/13/2020	1.74	1.81	0.72	0.33	3.20	0.50	88.40	3.30	100
07/12/2020	1.79	1.72	0.71	0.34	2.83	0.50	87.98	4.13	100
07/11/2020	1.88	1.57	0.73	0.34	2.69	0.53	88.18	4.08	100
07/10/2020	1.91	1.64	0.67	0.38	2.58	0.49	88.26	4.07	100
07/09/2020	2.06	1.60	0.59	0.51	2.62	0.51	86.60	5.51	100
07/08/2020	1.44	1.51	0.64	0.34	2.35	0.46	85.77	7.49	100
07/07/2020	1.44	1.40	0.67	0.35	2.52	0.42	88.48	4.72	100
07/06/2020	1.28	1.44	0.60	0.39	2.32	0.46	88.80	4.71	100
07/05/2020	1.22	1.51	0.57	0.36	1.72	0.42	89.43	4.77	100
07/04/2020	1.37	1.60	0.46	0.39	1.38	0.43	89.62	4.75	100
07/03/2020	1.13	1.76	0.50	0.43	1.39	0.45	89.65	4.69	100
07/02/2020	0.99	1.72	0.42	0.37	1.43	0.50	89.81	4.76	100
07/01/2020	0.95	1.74	0.44	0.35	1.53	0.56	89.76	4.67	100
06/30/2020	0.99	1.65	0.50	0.36	1.64	0.46	89.64	4.76	100
06/29/2020	0.94	1.74	0.47	0.38	1.63	0.42	92.51	1.91	100
06/28/2020	1.00	1.59	0.47	0.33	1.63	0.45	92.68	1.85	100
06/27/2020	1.06	1.49	0.51	0.35	1.76	0.41	92.47	1.95	100
06/26/2020	1.07	1.45	0.54	0.41	1.85	0.39	92.35	1.94	100
06/25/2020	1.06	1.28	0.53	0.37	1.81	0.40	92.66	1.89	100
06/24/2020	1.05	1.21	0.51	0.37	1.85	0.54	92.50	1.97	100
06/23/2020	1.00	1.31	0.48	0.35	1.88	0.51	92.42	2.05	100
06/22/2020	1.07	1.31	0.45	0.36	2.79	0.53	91.58	1.91	100
06/21/2020	1.16	1.23	0.50	0.36	2.92	0.46	91.45	1.92	100
06/20/2020	1.16	1.22	0.53	0.46	2.88	0.50	91.36	1.89	100
06/19/2020	1.12	1.14	0.62	0.41	2.84	0.50	91.50	1.87	100
06/18/2020	1.19	1.25	0.63	0.37	2.89	0.48	91.23	1.96	100
06/17/2020	1.25	1.19	0.65	0.36	2.92	0.49	91.12	2.02	100
06/16/2020	1.30	1.26	0.61	0.40	2.85	0.50	90.95	2.13	100
06/15/2020	1.28	1.31	0.61	0.40	1.99	0.52	91.76	2.13	100
06/14/2020	1.26	1.29	0.57	0.42	2.00	0.55	93.03	0.88	100
06/13/2020	1.23	1.22	0.72	0.48	1.84	0.47	93.03	1.01	100
06/12/2020	1.17	1.27	0.67	0.51	1.84	0.46	93.00	1.08	100
06/11/2020	1.16	1.23	0.58	0.49	1.69	0.41	93.22	1.22	100
06/10/2020	1.20	1.28	0.60	0.45	1.90	0.47	92.69	1.41	100
06/09/2020	1.21	1.25	0.54	0.38	1.79	0.38	92.81	1.64	100
06/08/2020	1.13	1.13	0.46	0.46	1.72	0.38	92.73	1.99	100
06/07/2020	1.11	1.20	0.55	0.46	1.66	0.37	91.49	3.16	100
06/06/2020	0.98	1.20	0.54	0.46	1.49	0.38	91.53	3.42	100
06/05/2020	0.99	1.05	0.52	0.38	1.52	0.33	91.64	3.57	100
06/04/2020	1.06	1.02	0.40	0.42	1.57	0.32	91.30	3.91	100
06/03/2020	0.94	0.94	0.40	0.40	1.64	0.38	91.45	3.85	100
06/02/2020	0.94	0.85	0.41	0.46	1.51	0.40	91.41	4.02	100
06/01/2020	0.93	0.81	0.43	0.43	1.63	0.32	91.08	4.37	100

Weighted: Has anyone in your family or surroundings been infected from Corona Virus?



**Weighted: Has anyone in your family or surroundings been infected from Corona Virus?**

Date	Recover	Active	Mortality	No, no one in my family or surroundings has Corona infection	Don't know/Can't say	Total
05/03/2021	11.73	10.08	5.42	70.81	1.96	100
05/02/2021	11.78	9.85	5.40	70.91	2.06	100
05/01/2021	11.68	9.69	5.16	71.41	2.06	100
04/30/2021	11.64	9.37	4.99	71.92	2.08	100
04/29/2021	11.57	9.10	4.20	73.06	2.07	100
04/28/2021	11.40	8.55	3.11	74.81	2.13	100
04/27/2021	11.32	7.90	2.89	75.98	1.91	100
04/26/2021	10.78	7.13	2.73	77.70	1.66	100
04/25/2021	10.79	7.09	2.60	77.94	1.58	100
04/24/2021	10.81	6.81	2.56	78.23	1.59	100
04/23/2021	10.85	6.10	2.27	79.26	1.52	100
04/22/2021	10.81	5.09	2.12	80.66	1.32	100
04/21/2021	10.55	4.46	1.84	81.94	1.21	100
04/20/2021	10.20	3.83	1.64	83.13	1.20	100
04/19/2021	10.24	2.95	1.41	84.21	1.19	100
04/18/2021	10.46	2.61	1.29	84.59	1.05	100
04/17/2021	10.54	2.41	1.32	84.76	0.97	100
04/16/2021	10.56	2.05	1.18	85.37	0.84	100
04/15/2021	10.02	1.73	1.17	86.30	0.78	100
04/14/2021	9.99	1.21	1.26	86.80	0.74	100
04/13/2021	9.72	1.14	1.19	87.00	0.95	100
04/12/2021	9.46	1.15	1.13	87.39	0.87	100
04/11/2021	9.81	1.08	1.14	87.07	0.90	100
04/10/2021	10.29	1.01	1.08	86.80	0.82	100
04/09/2021	10.59	0.95	1.08	86.71	0.67	100
04/08/2021	10.63	0.91	1.03	86.74	0.69	100
04/07/2021	10.41	0.84	1.11	86.95	0.69	100
04/06/2021	10.75	0.82	1.21	86.59	0.63	100
04/05/2021	10.99	0.86	1.27	86.32	0.56	100
04/04/2021	10.73	0.75	1.30	86.63	0.59	100
04/03/2021	10.61	0.68	1.48	86.66	0.57	100
04/02/2021	10.54	0.61	1.38	86.96	0.51	100
04/01/2021	10.83	0.55	1.33	86.74	0.55	100
03/31/2021	11.13	0.59	1.48	86.20	0.60	100
03/30/2021	11.02	0.53	1.38	86.43	0.64	100
03/29/2021	10.98	0.38	1.41	86.68	0.55	100
03/28/2021	10.98	0.38	1.41	86.68	0.55	100
03/27/2021	11.08	0.39	1.31	86.66	0.56	100
03/26/2021	11.12	0.42	1.36	86.55	0.55	100
03/25/2021	11.09	0.42	1.33	86.59	0.57	100
03/24/2021	11.19	0.42	1.30	86.54	0.55	100
03/23/2021	11.22	0.39	1.27	86.56	0.56	100
03/22/2021	11.33	0.38	1.28	86.55	0.46	100
03/21/2021	11.33	0.38	1.28	86.55	0.46	100
03/20/2021	11.41	0.46	1.29	86.33	0.51	100
03/19/2021	11.92	0.49	1.26	85.93	0.40	100
03/18/2021	10.74	0.47	1.33	86.98	0.48	100
03/17/2021	10.59	0.46	1.30	87.22	0.43	100
03/16/2021	10.59	0.37	1.19	87.32	0.53	100
03/15/2021	11.56	0.37	1.16	86.37	0.54	100
03/14/2021	11.78	0.38	1.22	86.03	0.59	100
03/13/2021	12.23	0.40	1.22	85.64	0.51	100
03/12/2021	12.42	0.39	1.19	85.47	0.53	100
03/11/2021	11.92	0.38	1.12	86.04	0.54	100
03/10/2021	11.77	0.40	1.08	86.14	0.61	100
03/09/2021	11.66	0.40	1.05	86.12	0.77	100
03/08/2021	11.79	0.46	1.04	85.95	0.76	100
03/07/2021	12.01	0.48	0.99	85.73	0.79	100
03/06/2021	12.08	0.45	1.05	85.62	0.80	100

Date	Recover	Active	Mortality	No, no one in my family or surroundings has Corona infection	Don't know/Can't say	Total
03/05/2021	12.03	0.38	1.03	85.76	0.80	100
03/04/2021	12.22	0.36	0.99	85.67	0.76	100
03/03/2021	12.26	0.34	1.00	85.62	0.78	100
03/02/2021	12.20	0.40	1.05	85.58	0.77	100
03/01/2021	12.30	0.43	1.01	85.61	0.65	100
02/28/2021	12.09	0.40	0.99	85.79	0.73	100
02/27/2021	11.88	0.39	0.98	85.99	0.76	100
02/26/2021	11.24	0.36	0.96	85.48	1.96	100
02/25/2021	11.10	0.40	0.95	85.31	2.24	100
02/24/2021	10.97	0.51	0.96	85.00	2.56	100
02/23/2021	11.09	0.48	1.06	84.86	2.51	100
02/22/2021	10.97	0.48	1.07	84.88	2.60	100
02/21/2021	10.63	0.44	1.10	85.22	2.61	100
02/20/2021	10.63	0.44	1.10	85.22	2.61	100
02/19/2021	10.58	0.58	0.93	85.41	2.50	100
02/18/2021	10.64	0.50	0.82	85.52	2.52	100
02/17/2021	10.57	0.45	0.73	85.63	2.62	100
02/16/2021	10.67	0.54	0.73	85.39	2.67	100
02/15/2021	11.25	0.45	0.53	85.01	2.76	100
02/14/2021	11.07	0.47	0.53	85.10	2.83	100
02/13/2021	11.42	0.43	0.55	84.84	2.76	100
02/12/2021	11.74	0.49	0.51	84.68	2.58	100
02/11/2021	11.68	0.56	0.51	84.66	2.59	100
02/10/2021	12.10	0.51	0.70	84.09	2.60	100
02/09/2021	12.46	0.42	0.75	83.85	2.52	100
02/08/2021	13.09	0.43	0.81	83.27	2.40	100
02/07/2021	12.91	0.41	0.85	83.52	2.31	100
02/06/2021	12.41	0.44	0.87	84.16	2.12	100
02/05/2021	12.22	0.50	1.05	84.19	2.04	100
02/04/2021	11.97	0.52	1.09	84.41	2.01	100
02/03/2021	12.13	0.47	1.09	84.40	1.91	100
02/02/2021	12.06	0.45	1.05	84.55	1.89	100
02/01/2021	11.57	0.41	1.05	85.09	1.88	100
01/31/2021	11.39	0.42	1.06	85.29	1.84	100
01/30/2021	11.22	0.40	1.03	85.54	1.81	100
01/29/2021	11.12	0.62	1.23	85.13	1.90	100
01/28/2021	10.91	0.55	1.23	85.44	1.87	100
01/27/2021	10.92	0.47	1.19	85.48	1.94	100
01/26/2021	10.97	0.53	1.18	85.39	1.93	100
01/25/2021	10.81	0.48	1.24	85.63	1.84	100
01/24/2021	10.66	0.50	1.21	85.75	1.88	100
01/23/2021	10.46	0.52	1.20	86.03	1.79	100
01/22/2021	10.31	0.48	1.23	86.08	1.90	100
01/21/2021	10.31	0.46	1.11	86.16	1.96	100
01/20/2021	10.39	0.55	1.09	85.98	1.99	100
01/19/2021	10.46	0.60	1.17	85.78	1.99	100
01/18/2021	10.62	0.65	1.19	85.57	1.97	100
01/17/2021	10.80	0.67	1.27	85.32	1.94	100
01/16/2021	10.69	0.65	1.23	85.60	1.83	100
01/15/2021	10.93	0.70	1.27	85.38	1.72	100
01/14/2021	10.73	0.71	1.18	85.84	1.54	100
01/13/2021	10.92	0.74	1.15	85.68	1.51	100
01/12/2021	10.99	0.81	1.22	85.59	1.39	100
01/11/2021	11.16	0.75	1.18	85.63	1.28	100
01/10/2021	11.27	0.82	1.12	85.51	1.28	100
01/09/2021	11.42	0.77	1.11	85.44	1.26	100
01/08/2021	12.00	0.75	1.10	84.86	1.29	100
01/07/2021	12.03	0.71	1.26	84.76	1.24	100
01/06/2021	12.15	0.79	1.13	84.93	1.00	100
01/05/2021	11.79	0.69	1.50	85.51	0.51	100
01/04/2021	11.53	0.56	1.34	86.11	0.46	100

Date	Recover	Active	Mortality	No, no one in my family or surroundings has Corona infection	Don't know/Can't say	Total
01/03/2021	11.12	0.53	1.22	86.89	0.24	100
01/02/2021	11.30	0.52	1.24	86.53	0.41	100
01/01/2021	11.27	0.59	1.15	86.66	0.33	100
12/31/2020	11.40	0.49	1.22	86.48	0.41	100
12/30/2020	11.36	0.53	1.22	86.41	0.48	100
12/29/2020	11.48	0.54	1.15	86.33	0.50	100
12/28/2020	11.82	0.58	1.19	85.99	0.42	100
12/27/2020	11.72	0.58	1.23	86.00	0.47	100
12/26/2020	11.64	0.57	1.26	86.03	0.50	100
12/25/2020	11.64	0.66	1.27	85.96	0.47	100
12/24/2020	11.86	0.66	1.19	85.81	0.48	100
12/23/2020	12.11	0.66	1.14	85.60	0.49	100
12/22/2020	12.28	0.68	1.21	85.25	0.58	100
12/21/2020	12.77	0.75	1.06	84.87	0.55	100
12/20/2020	12.94	0.75	1.07	84.68	0.56	100
12/19/2020	12.87	0.79	1.19	84.55	0.60	100
12/18/2020	13.41	0.84	1.20	84.08	0.47	100
12/17/2020	13.75	0.89	1.25	83.63	0.48	100
12/16/2020	13.60	0.86	1.22	83.74	0.58	100
12/15/2020	13.99	0.87	1.26	83.29	0.59	100
12/14/2020	14.10	0.87	1.32	83.15	0.56	100
12/13/2020	13.95	0.87	1.24	83.27	0.67	100
12/12/2020	13.95	0.87	1.24	83.27	0.67	100
12/11/2020	14.09	0.89	1.28	83.00	0.74	100
12/10/2020	14.27	0.85	1.22	82.67	0.99	100
12/09/2020	14.68	0.89	1.31	82.24	0.88	100
12/08/2020	14.42	0.99	1.39	82.36	0.84	100
12/07/2020	15.05	1.02	1.29	81.80	0.84	100
12/06/2020	15.09	1.01	1.39	81.67	0.84	100
12/05/2020	15.02	0.95	1.44	81.69	0.90	100
12/04/2020	15.36	0.94	1.30	81.50	0.90	100
12/03/2020	14.96	1.14	1.29	81.67	0.94	100
12/02/2020	14.62	1.14	1.39	81.93	0.92	100
12/01/2020	15.08	1.21	1.35	81.52	0.84	100
11/30/2020	14.84	1.20	1.33	81.83	0.80	100
11/29/2020	14.84	1.20	1.33	81.83	0.80	100
11/28/2020	14.84	1.20	1.33	81.83	0.80	100
11/27/2020	14.84	1.20	1.33	81.83	0.80	100
11/26/2020	14.83	1.16	1.48	81.76	0.77	100
11/25/2020	14.76	1.13	1.58	81.79	0.74	100
11/24/2020	14.56	1.14	1.55	82.04	0.71	100
11/23/2020	14.78	1.19	1.55	81.85	0.63	100
11/22/2020	14.45	1.09	1.52	82.24	0.70	100
11/21/2020	14.37	1.09	1.54	82.35	0.65	100
11/20/2020	14.55	1.21	1.46	82.26	0.52	100
11/19/2020	14.62	1.25	1.51	82.14	0.48	100
11/18/2020	14.40	1.24	1.49	82.38	0.49	100
11/17/2020	14.46	1.13	1.53	82.36	0.52	100
11/16/2020	14.37	1.25	1.57	82.26	0.55	100
11/15/2020	14.37	1.25	1.57	82.26	0.55	100
11/14/2020	14.33	1.47	1.56	82.06	0.58	100
11/13/2020	14.33	1.47	1.56	82.06	0.58	100
11/12/2020	14.21	1.51	1.56	82.13	0.59	100
11/11/2020	14.12	1.61	1.52	82.10	0.65	100
11/10/2020	14.31	1.77	1.59	80.48	1.85	100
11/09/2020	14.08	1.90	1.55	81.78	0.69	100
11/08/2020	14.10	1.96	1.48	81.70	0.76	100
11/07/2020	14.10	1.96	1.48	81.70	0.76	100
11/06/2020	13.95	1.92	1.59	81.77	0.77	100
11/05/2020	13.59	2.01	1.53	82.11	0.76	100
11/04/2020	13.63	2.11	1.28	82.19	0.79	100

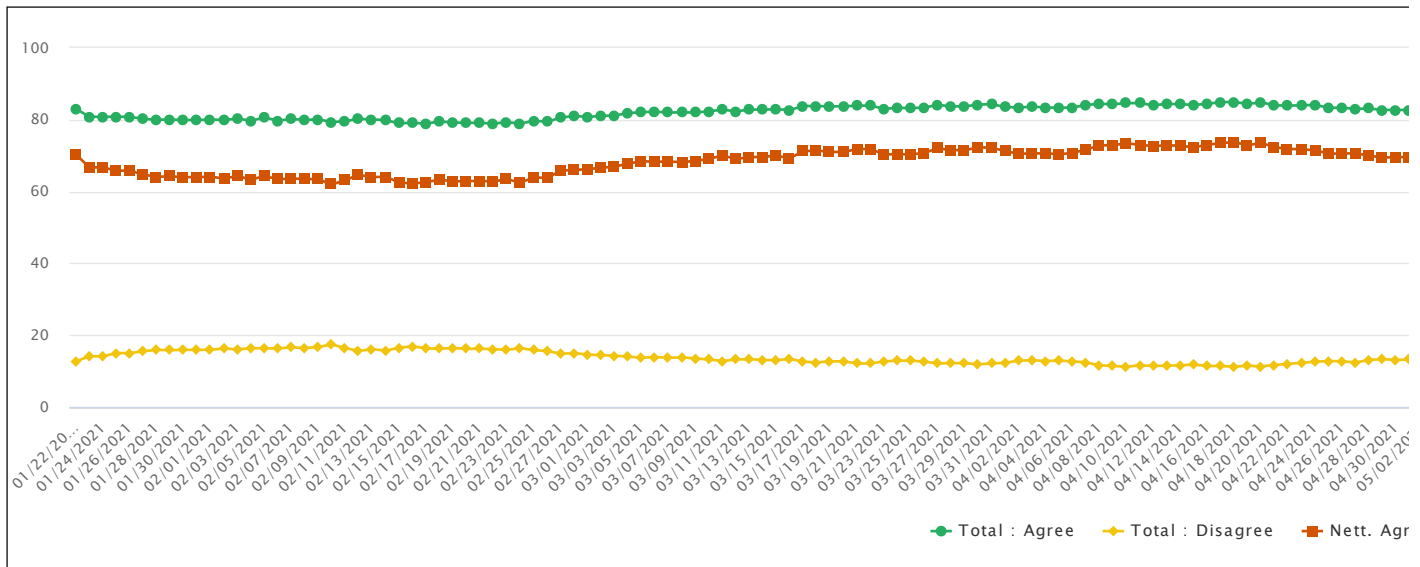
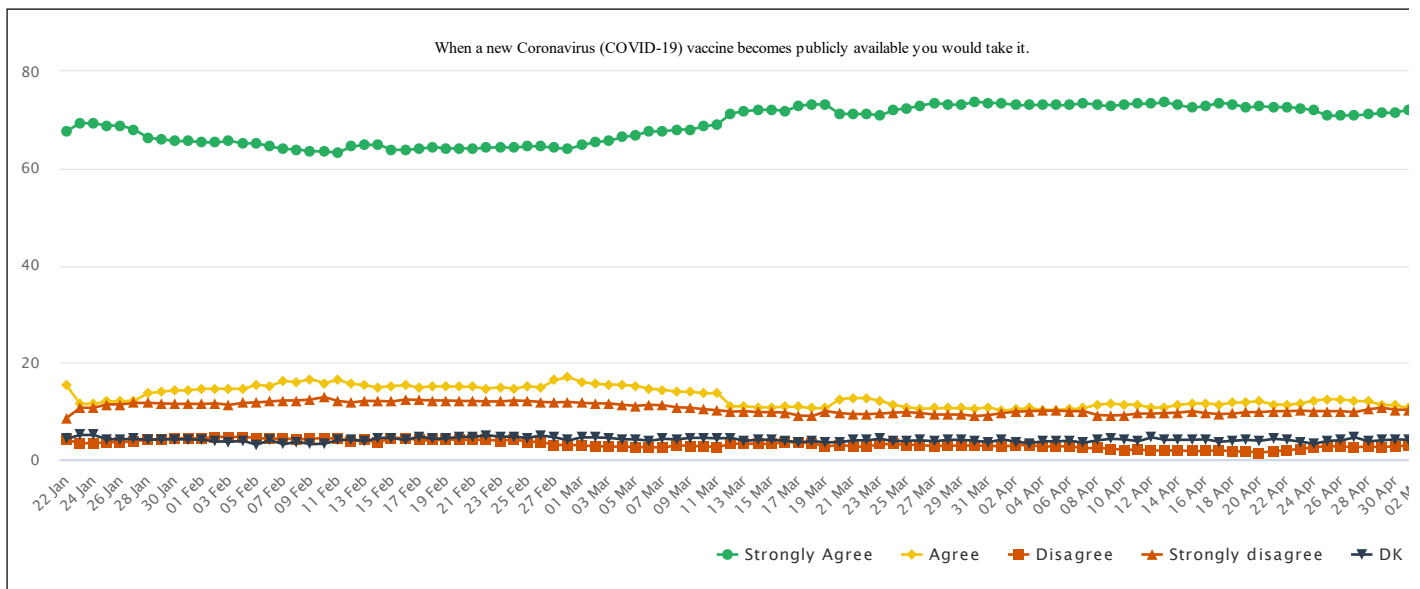
Date	Recover	Active	Mortality	No, no one in my family or surroundings has Corona infection	Don't know/Can't say	Total
11/03/2020	13.93	2.30	1.34	81.72	0.71	100
11/02/2020	14.00	2.44	1.29	81.56	0.71	100
11/01/2020	13.90	2.27	1.31	81.72	0.80	100
10/31/2020	13.65	1.99	1.32	82.18	0.86	100
10/30/2020	14.37	1.57	1.42	81.94	0.70	100
10/29/2020	14.32	1.53	1.39	82.03	0.73	100
10/28/2020	14.62	1.48	1.36	81.74	0.80	100
10/27/2020	14.53	1.52	1.30	81.84	0.81	100
10/26/2020	14.35	1.51	1.20	82.17	0.77	100
10/25/2020	15.30	1.36	1.18	81.40	0.76	100
10/24/2020	14.77	1.53	1.12	81.65	0.93	100
10/23/2020	14.81	1.66	1.17	81.45	0.91	100
10/22/2020	15.50	1.77	1.10	80.56	1.07	100
10/21/2020	15.21	1.80	1.10	80.77	1.12	100
10/20/2020	15.29	1.86	1.14	80.68	1.03	100
10/19/2020	15.16	1.79	1.11	80.85	1.09	100
10/18/2020	15.40	1.77	1.05	80.74	1.04	100
10/17/2020	15.18	1.89	1.07	80.80	1.06	100
10/16/2020	15.32	1.96	1.01	80.59	1.12	100
10/15/2020	15.14	2.02	0.98	80.72	1.14	100
10/14/2020	15.67	2.10	0.98	80.13	1.12	100
10/13/2020	15.49	2.15	1.03	80.30	1.03	100
10/12/2020	15.89	2.14	1.07	79.79	1.11	100
10/11/2020	16.15	2.19	1.04	79.50	1.12	100
10/10/2020	15.79	2.07	1.07	79.96	1.11	100
10/09/2020	15.80	2.13	1.09	79.97	1.01	100
10/08/2020	15.17	2.12	1.07	80.73	0.91	100
10/07/2020	15.50	2.36	1.12	80.06	0.96	100
10/06/2020	14.34	2.02	1.13	80.36	2.15	100
10/05/2020	13.80	1.91	1.20	78.61	4.48	100
10/04/2020	13.82	2.07	1.40	78.17	4.54	100
10/03/2020	13.48	1.99	1.46	78.38	4.69	100
10/02/2020	12.64	2.11	1.75	76.50	7.00	100
10/01/2020	12.41	2.18	1.86	76.63	6.92	100
09/30/2020	12.78	1.65	1.50	76.90	7.17	100
09/29/2020	11.44	1.69	1.66	73.09	12.12	100
09/28/2020	10.15	1.40	3.01	68.64	16.80	100
09/27/2020	9.35	1.38	3.04	68.83	17.40	100
09/26/2020	9.94	1.78	2.10	73.12	13.06	100
09/25/2020	8.69	2.41	1.36	79.38	8.16	100
09/24/2020	10.75	2.33	1.32	76.89	8.71	100
09/23/2020	11.48	3.01	1.20	75.26	9.05	100
09/22/2020	11.26	3.00	1.15	77.29	7.30	100
09/21/2020	11.01	3.12	1.14	77.63	7.10	100
09/20/2020	11.13	3.30	1.18	77.32	7.07	100
09/19/2020	11.37	3.92	1.00	82.20	1.51	100
09/18/2020	11.72	3.86	1.21	81.50	1.71	100
09/17/2020	11.78	3.78	1.12	81.50	1.82	100
09/16/2020	11.54	3.86	1.05	81.75	1.80	100
09/15/2020	11.60	3.78	1.04	81.74	1.84	100
09/14/2020	11.73	3.91	1.12	81.07	2.17	100
09/13/2020	11.55	3.93	1.04	81.21	2.27	100
09/12/2020	11.41	3.96	1.11	81.19	2.33	100
09/11/2020	11.30	3.87	1.12	81.33	2.38	100
09/10/2020	11.45	4.04	1.21	80.91	2.39	100
09/09/2020	11.59	4.10	1.33	80.43	2.55	100
09/08/2020	11.43	4.08	1.39	80.79	2.31	100
09/07/2020	11.45	4.04	1.41	80.99	2.11	100
09/06/2020	11.24	4.06	1.43	81.22	2.05	100
09/05/2020	11.16	4.02	1.39	81.22	2.21	100
09/04/2020	11.07	4.04	1.43	81.07	2.39	100

Date	Recover	Active	Mortality	No, no one in my family or surroundings has Corona infection	Don't know/Can't say	Tot
09/03/2020	10.98	4.18	1.10	81.04	2.70	100
09/02/2020	10.95	4.39	1.04	80.76	2.86	100
09/01/2020	10.70	4.45	1.19	80.54	3.12	100
08/31/2020	10.67	4.45	1.56	80.27	3.05	100
08/30/2020	11.83	4.17	1.24	79.50	3.26	100
08/29/2020	11.83	4.17	1.24	79.50	3.26	100
08/28/2020	10.84	4.22	1.14	80.77	3.03	100
08/27/2020	10.66	4.24	1.04	81.04	3.02	100
08/26/2020	10.25	4.07	1.00	81.75	2.93	100
08/25/2020	10.12	4.03	0.95	82.30	2.60	100
08/24/2020	10.23	4.08	0.97	82.01	2.71	100
08/23/2020	9.86	4.27	1.01	82.02	2.84	100
08/22/2020	10.03	4.20	0.99	81.98	2.80	100
08/21/2020	9.78	4.19	0.96	82.34	2.73	100
08/20/2020	9.68	4.04	0.91	82.63	2.74	100
08/19/2020	9.19	4.29	0.94	82.85	2.73	100
08/18/2020	8.60	4.18	0.87	84.18	2.17	100
08/17/2020	8.58	4.04	0.90	84.59	1.89	100
08/16/2020	8.10	4.35	0.91	84.59	2.05	100
08/15/2020	7.75	4.54	0.91	84.74	2.06	100
08/14/2020	7.66	4.94	0.92	84.55	1.93	100
08/13/2020	7.80	4.90	0.94	83.38	2.98	100
08/12/2020	7.27	5.02	1.07	83.83	2.81	100
08/11/2020	7.53	5.21	0.99	83.35	2.92	100
08/10/2020	6.68	5.60	0.95	83.53	3.24	100
08/09/2020	6.67	5.64	0.91	83.82	2.96	100
08/08/2020	6.52	5.72	0.89	83.96	2.91	100
08/07/2020	6.31	5.79	0.78	84.12	3.00	100
08/06/2020	6.23	6.48	0.91	83.07	3.31	100
08/05/2020	6.11	6.40	0.91	83.36	3.22	100
08/04/2020	6.50	5.41	0.85	83.90	3.34	100
08/03/2020	6.78	5.25	0.87	83.86	3.24	100
08/02/2020	6.71	5.23	0.86	83.92	3.28	100
08/01/2020	6.08	4.39	0.79	86.08	2.66	100
07/31/2020	6.15	4.29	0.77	86.18	2.61	100
07/30/2020	5.93	4.35	0.77	86.27	2.68	100
07/29/2020	5.76	4.39	0.72	86.41	2.72	100
07/28/2020	5.93	4.69	0.81	85.68	2.89	100
07/27/2020	6.73	4.48	0.70	85.16	2.93	100
07/26/2020	6.52	3.86	0.51	86.16	2.95	100
07/25/2020	5.22	3.83	0.48	86.92	3.55	100
07/24/2020	4.62	4.21	0.50	87.70	2.97	100
07/23/2020	4.71	4.25	0.61	86.67	3.76	100
07/22/2020	4.87	3.81	0.59	87.00	3.73	100
07/21/2020	4.26	3.73	0.51	87.70	3.80	100
07/20/2020	4.38	3.88	0.48	87.57	3.69	100
07/19/2020	4.45	4.42	0.41	87.39	3.33	100
07/18/2020	4.39	4.25	0.40	87.74	3.22	100
07/17/2020	4.50	4.45	0.44	87.37	3.24	100
07/16/2020	4.35	4.52	0.47	87.38	3.28	100
07/15/2020	4.30	4.51	0.51	87.44	3.24	100
07/14/2020	4.20	4.34	0.54	87.72	3.20	100
07/13/2020	3.55	4.25	0.50	88.40	3.30	100
07/12/2020	3.51	3.88	0.50	87.98	4.13	100
07/11/2020	3.45	3.76	0.53	88.18	4.08	100
07/10/2020	3.55	3.63	0.49	88.26	4.07	100
07/09/2020	3.66	3.72	0.51	86.60	5.51	100
07/08/2020	2.95	3.33	0.46	85.77	7.49	100
07/07/2020	2.84	3.54	0.42	88.48	4.72	100
07/06/2020	2.72	3.31	0.46	88.80	4.71	100
07/05/2020	2.73	2.65	0.42	89.43	4.77	100

Date	Recover	Active	Mortality	No, no one in my family or surroundings has Corona infection	Don't know/Can't say	Total
07/04/2020	2.97	2.23	0.43	89.62	4.75	100
07/03/2020	2.89	2.32	0.45	89.65	4.69	100
07/02/2020	2.71	2.22	0.50	89.81	4.76	100
07/01/2020	2.69	2.32	0.56	89.76	4.67	100
06/30/2020	2.64	2.50	0.46	89.64	4.76	100
06/29/2020	2.68	2.48	0.42	92.51	1.91	100
06/28/2020	2.59	2.43	0.45	92.68	1.85	100
06/27/2020	2.55	2.62	0.41	92.47	1.95	100
06/26/2020	2.52	2.80	0.39	92.35	1.94	100
06/25/2020	2.34	2.71	0.40	92.66	1.89	100
06/24/2020	2.26	2.73	0.54	92.50	1.97	100
06/23/2020	2.31	2.71	0.51	92.42	2.05	100
06/22/2020	2.38	3.60	0.53	91.58	1.91	100
06/21/2020	2.39	3.78	0.46	91.45	1.92	100
06/20/2020	2.38	3.87	0.50	91.36	1.89	100
06/19/2020	2.26	3.87	0.50	91.50	1.87	100
06/18/2020	2.44	3.89	0.48	91.23	1.96	100
06/17/2020	2.44	3.93	0.49	91.12	2.02	100
06/16/2020	2.56	3.86	0.50	90.95	2.13	100
06/15/2020	2.59	3.00	0.52	91.76	2.13	100
06/14/2020	2.55	2.99	0.55	93.03	0.88	100
06/13/2020	2.45	3.04	0.47	93.03	1.01	100
06/12/2020	2.44	3.02	0.46	93.00	1.08	100
06/11/2020	2.39	2.76	0.41	93.22	1.22	100
06/10/2020	2.48	2.95	0.47	92.69	1.41	100
06/09/2020	2.46	2.71	0.38	92.81	1.64	100
06/08/2020	2.26	2.64	0.38	92.73	1.99	100
06/07/2020	2.31	2.67	0.37	91.49	3.16	100
06/06/2020	2.18	2.49	0.38	91.53	3.42	100
06/05/2020	2.04	2.42	0.33	91.64	3.57	100
06/04/2020	2.08	2.39	0.32	91.30	3.91	100
06/03/2020	1.88	2.44	0.38	91.45	3.85	100
06/02/2020	1.79	2.38	0.40	91.41	4.02	100
06/01/2020	1.74	2.49	0.32	91.08	4.37	100



When a new Coronavirus (COVID-19) vaccine becomes publicly available you would take it.

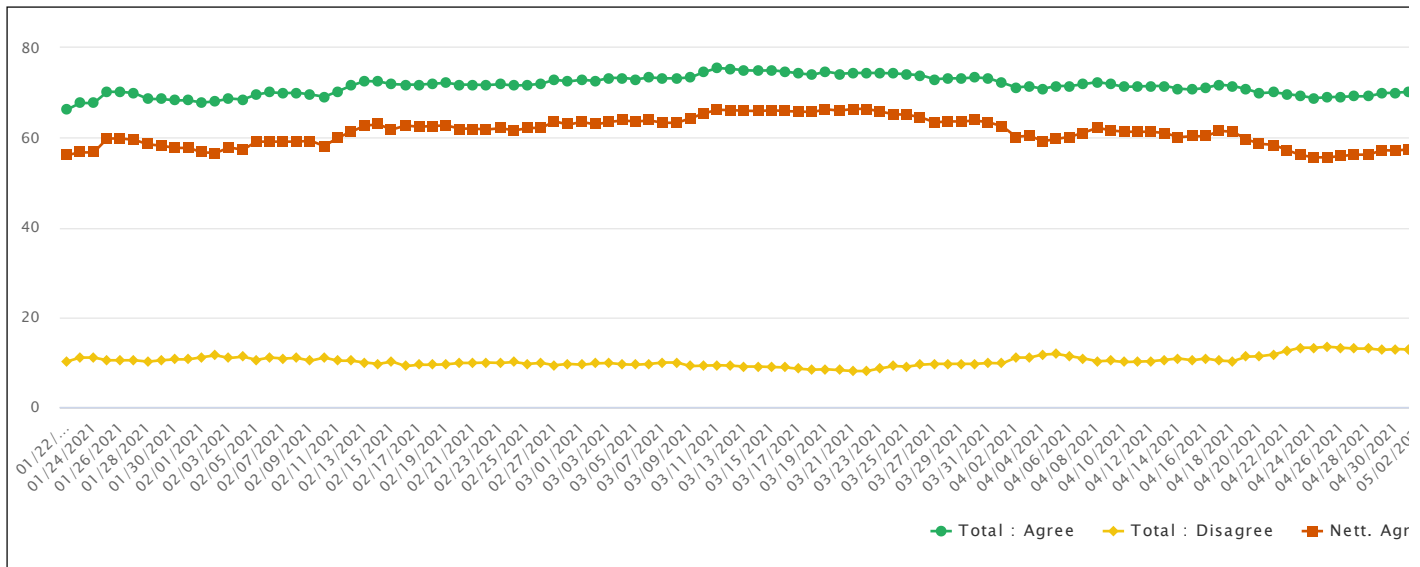
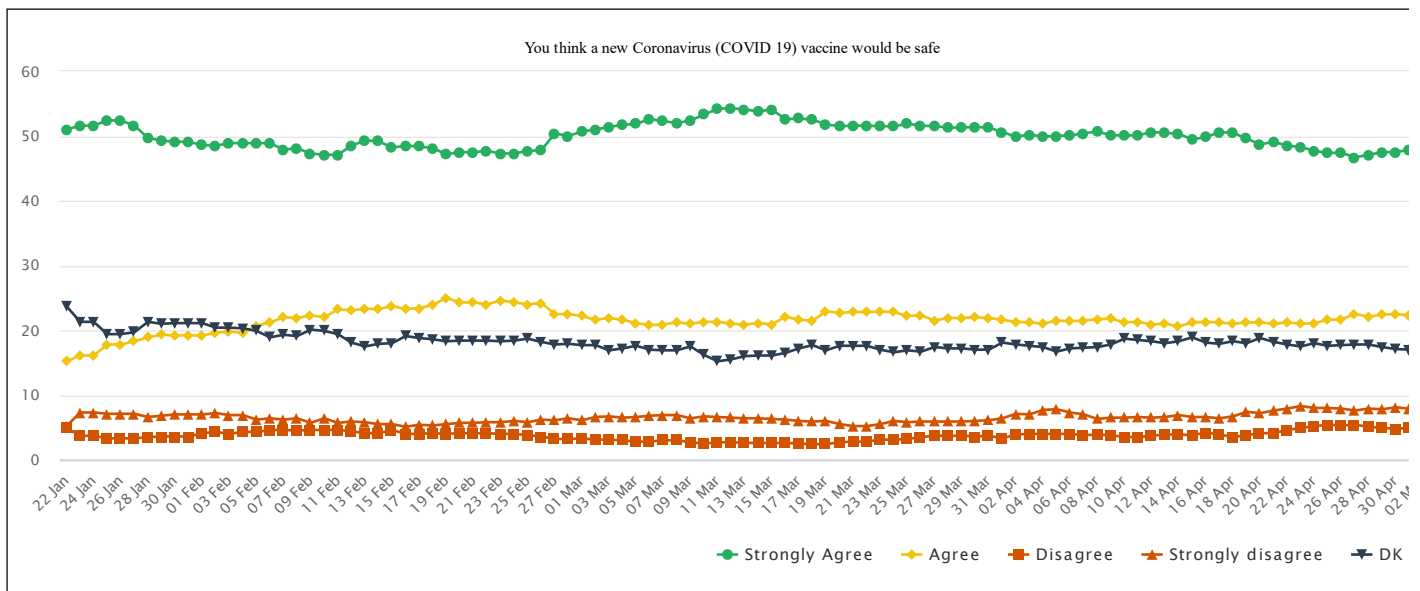


When a new Coronavirus (COVID-19) vaccine becomes publicly available you would take it.

Date	Strongly Agree	Agree	Disagree	Strongly disagree	DK/CS	Total	Total : Agree	Total : Disagree	Nett. Ag
05/03/2021	71.6	10.8	2.9	10.7	4.0	100%	82.4	13.6	68.8
05/02/2021	71.7	10.7	2.9	10.5	4.2	100%	82.4	13.4	69.0
05/01/2021	72.1	10.6	2.9	10.3	4.1	100%	82.7	13.2	69.5
04/30/2021	71.5	11.2	2.8	10.3	4.2	100%	82.7	13.1	69.6
04/29/2021	71.4	11.3	2.6	10.7	4.0	100%	82.7	13.3	69.4
04/28/2021	71.1	12.0	2.7	10.4	3.8	100%	83.1	13.1	70.0
04/27/2021	70.9	12.1	2.6	9.8	4.6	100%	83.0	12.4	70.6
04/26/2021	70.9	12.4	2.7	10.0	4.0	100%	83.3	12.7	70.6
04/25/2021	70.8	12.5	2.8	10.0	3.9	100%	83.3	12.8	70.5
04/24/2021	71.9	12.2	2.6	10.0	3.3	100%	84.1	12.6	71.5
04/23/2021	72.4	11.6	2.2	10.1	3.7	100%	84.0	12.3	71.7
04/22/2021	72.6	11.3	2.0	10.0	4.1	100%	83.9	12.0	71.9
04/21/2021	72.6	11.4	1.7	10.0	4.3	100%	84.0	11.7	72.3
04/20/2021	72.8	12.0	1.5	9.8	3.9	100%	84.8	11.3	73.5
04/19/2021	72.5	11.9	1.7	9.8	4.1	100%	84.4	11.5	72.9
04/18/2021	73.2	11.7	1.7	9.5	3.9	100%	84.9	11.2	73.7
04/17/2021	73.5	11.4	2.0	9.4	3.7	100%	84.9	11.4	73.5
04/16/2021	72.8	11.6	1.8	9.6	4.2	100%	84.4	11.4	73.0
04/15/2021	72.5	11.6	1.8	10.0	4.1	100%	84.1	11.8	72.3
04/14/2021	73.0	11.3	1.9	9.7	4.1	100%	84.3	11.6	72.7
04/13/2021	73.6	10.8	1.9	9.6	4.1	100%	84.4	11.5	72.9
04/12/2021	73.3	10.7	1.9	9.5	4.6	100%	84.0	11.4	72.6
04/11/2021	73.3	11.3	2.1	9.5	3.8	100%	84.6	11.6	73.0
04/10/2021	73.2	11.4	2.0	9.2	4.2	100%	84.6	11.2	73.4
04/09/2021	72.8	11.5	2.3	9.1	4.3	100%	84.3	11.4	72.9
04/08/2021	73.0	11.4	2.4	9.2	4.0	100%	84.4	11.6	72.8
04/07/2021	73.5	10.6	2.4	10.0	3.5	100%	84.1	12.4	71.7
04/06/2021	73.0	10.4	2.7	10.0	3.9	100%	83.4	12.7	70.7
04/05/2021	73.0	10.3	2.8	10.1	3.8	100%	83.3	12.9	70.4
04/04/2021	73.1	10.3	2.7	10.1	3.8	100%	83.4	12.8	70.6
04/03/2021	73.0	10.6	3.0	10.0	3.4	100%	83.6	13.0	70.6
04/02/2021	73.0	10.4	3.0	9.9	3.7	100%	83.4	12.9	70.5
04/01/2021	73.4	10.1	2.7	9.6	4.2	100%	83.5	12.3	71.2
03/31/2021	73.5	10.8	2.9	9.2	3.6	100%	84.3	12.1	72.2
03/30/2021	73.7	10.5	2.9	9.0	3.9	100%	84.2	11.9	72.3
03/29/2021	73.1	10.6	2.9	9.3	4.1	100%	83.7	12.2	71.5
03/28/2021	73.1	10.6	2.9	9.3	4.1	100%	83.7	12.2	71.5
03/27/2021	73.5	10.6	2.8	9.3	3.8	100%	84.1	12.1	72.0
03/26/2021	72.9	10.5	3.0	9.6	4.0	100%	83.4	12.6	70.8
03/25/2021	72.4	10.8	3.1	9.8	3.9	100%	83.2	12.9	70.3
03/24/2021	72.0	11.3	3.2	9.7	3.8	100%	83.3	12.9	70.4
03/23/2021	70.9	12.1	3.2	9.5	4.3	100%	83.0	12.7	70.3
03/22/2021	71.2	12.7	2.7	9.4	4.0	100%	83.9	12.1	71.8
03/21/2021	71.2	12.7	2.7	9.4	4.0	100%	83.9	12.1	71.8
03/20/2021	71.2	12.5	3.1	9.6	3.6	100%	83.7	12.7	71.0
03/19/2021	73.1	10.6	2.7	10.0	3.6	100%	83.7	12.7	71.0
03/18/2021	73.2	10.6	3.4	9.0	3.8	100%	83.8	12.4	71.4
03/17/2021	72.9	10.9	3.5	9.1	3.6	100%	83.8	12.6	71.2
03/16/2021	71.8	10.9	3.7	9.7	3.9	100%	82.7	13.4	69.3
03/15/2021	72.1	10.8	3.2	9.8	4.1	100%	82.9	13.0	69.9
03/14/2021	72.0	10.8	3.3	9.8	4.1	100%	82.8	13.1	69.7
03/13/2021	71.8	11.0	3.3	10.0	3.9	100%	82.8	13.3	69.5
03/12/2021	71.3	11.0	3.3	9.9	4.5	100%	82.3	13.2	69.1
03/11/2021	69.1	13.7	2.6	10.2	4.4	100%	82.8	12.8	70.0
03/10/2021	68.6	13.7	2.8	10.4	4.5	100%	82.3	13.2	69.1
03/09/2021	68.0	14.0	2.8	10.7	4.5	100%	82.0	13.5	68.5
03/08/2021	68.0	14.0	3.0	10.8	4.2	100%	82.0	13.8	68.2
03/07/2021	67.6	14.4	2.5	11.2	4.3	100%	82.0	13.7	68.3
03/06/2021	67.6	14.6	2.6	11.3	3.9	100%	82.2	13.9	68.3

Date	Strongly Agree	Agree	Disagree	Strongly disagree	DK/CS	Total	Total : Agree	Total : Disagree	Nett. Ag
03/05/2021	66.9	15.2	2.6	11.1	4.2	100%	82.1	13.7	68.4
03/04/2021	66.4	15.4	2.7	11.3	4.2	100%	81.8	14.0	67.8
03/03/2021	65.7	15.5	2.7	11.6	4.5	100%	81.2	14.3	66.9
03/02/2021	65.4	15.6	2.8	11.6	4.6	100%	81.0	14.4	66.6
03/01/2021	64.8	16.0	2.9	11.7	4.6	100%	80.8	14.6	66.2
02/28/2021	64.0	17.0	3.1	11.9	4.0	100%	81.0	15.0	66.0
02/27/2021	64.2	16.4	3.0	11.8	4.6	100%	80.6	14.8	65.8
02/26/2021	64.5	14.9	3.7	11.9	5.0	100%	79.4	15.6	63.8
02/25/2021	64.6	15.1	3.7	12.1	4.5	100%	79.7	15.8	63.9
02/24/2021	64.2	14.7	4.2	12.2	4.7	100%	78.9	16.4	62.5
02/23/2021	64.4	14.9	3.9	12.0	4.8	100%	79.3	15.9	63.4
02/22/2021	64.2	14.7	4.1	12.0	5.0	100%	78.9	16.1	62.8
02/21/2021	64.1	15.0	4.1	12.1	4.7	100%	79.1	16.2	62.9
02/20/2021	64.1	15.0	4.1	12.1	4.7	100%	79.1	16.2	62.9
02/19/2021	64.1	15.1	4.2	12.2	4.4	100%	79.2	16.4	62.8
02/18/2021	64.4	15.1	4.0	12.2	4.3	100%	79.5	16.2	63.3
02/17/2021	64.0	14.9	4.0	12.3	4.8	100%	78.9	16.3	62.6
02/16/2021	63.8	15.3	4.5	12.4	4.0	100%	79.1	16.9	62.2
02/15/2021	63.8	15.2	4.5	12.0	4.5	100%	79.0	16.5	62.5
02/14/2021	64.9	14.9	3.6	12.1	4.5	100%	79.8	15.7	64.1
02/13/2021	64.8	15.3	4.0	12.1	3.8	100%	80.1	16.1	64.0
02/12/2021	64.5	15.7	3.8	11.8	4.2	100%	80.2	15.6	64.6
02/11/2021	63.2	16.4	4.3	12.1	4.0	100%	79.6	16.4	63.2
02/10/2021	63.5	15.8	4.5	12.9	3.3	100%	79.3	17.4	61.9
02/09/2021	63.5	16.6	4.3	12.4	3.2	100%	80.1	16.7	63.4
02/08/2021	63.9	16.0	4.2	12.2	3.7	100%	79.9	16.4	63.5
02/07/2021	64.0	16.2	4.4	12.2	3.2	100%	80.2	16.6	63.6
02/06/2021	64.5	15.2	4.3	12.0	4.0	100%	79.7	16.3	63.4
02/05/2021	65.2	15.4	4.5	11.8	3.1	100%	80.6	16.3	64.3
02/04/2021	65.1	14.6	4.7	11.7	3.9	100%	79.7	16.4	63.3
02/03/2021	65.7	14.6	4.7	11.3	3.7	100%	80.3	16.0	64.3
02/02/2021	65.3	14.6	4.7	11.6	3.8	100%	79.9	16.3	63.6
02/01/2021	65.4	14.6	4.4	11.5	4.1	100%	80.0	15.9	64.1
01/31/2021	65.6	14.3	4.4	11.5	4.2	100%	79.9	15.9	64.0
01/30/2021	65.6	14.3	4.4	11.5	4.2	100%	79.9	15.9	64.0
01/29/2021	66.0	14.0	4.2	11.6	4.2	100%	80.0	15.8	64.2
01/28/2021	66.3	13.7	4.2	11.7	4.1	100%	80.0	15.9	64.1
01/27/2021	68.0	12.2	3.8	11.7	4.3	100%	80.2	15.5	64.7
01/26/2021	68.8	12.0	3.6	11.4	4.2	100%	80.8	15.0	65.8
01/25/2021	68.8	12.0	3.6	11.4	4.2	100%	80.8	15.0	65.8
01/24/2021	69.3	11.5	3.4	10.7	5.1	100%	80.8	14.1	66.7
01/23/2021	69.3	11.5	3.4	10.7	5.1	100%	80.8	14.1	66.7
01/22/2021	67.7	15.3	4.1	8.6	4.3	100%	83.0	12.7	70.3

### You think a new Coronavirus (COVID 19) vaccine would be safe

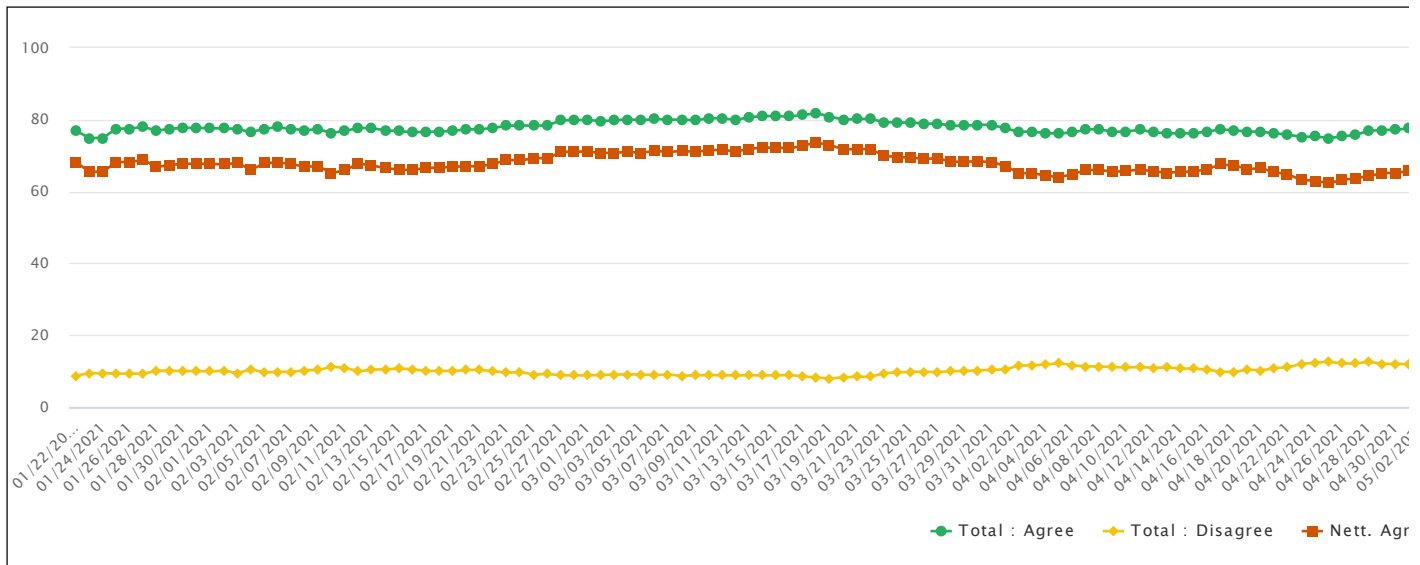
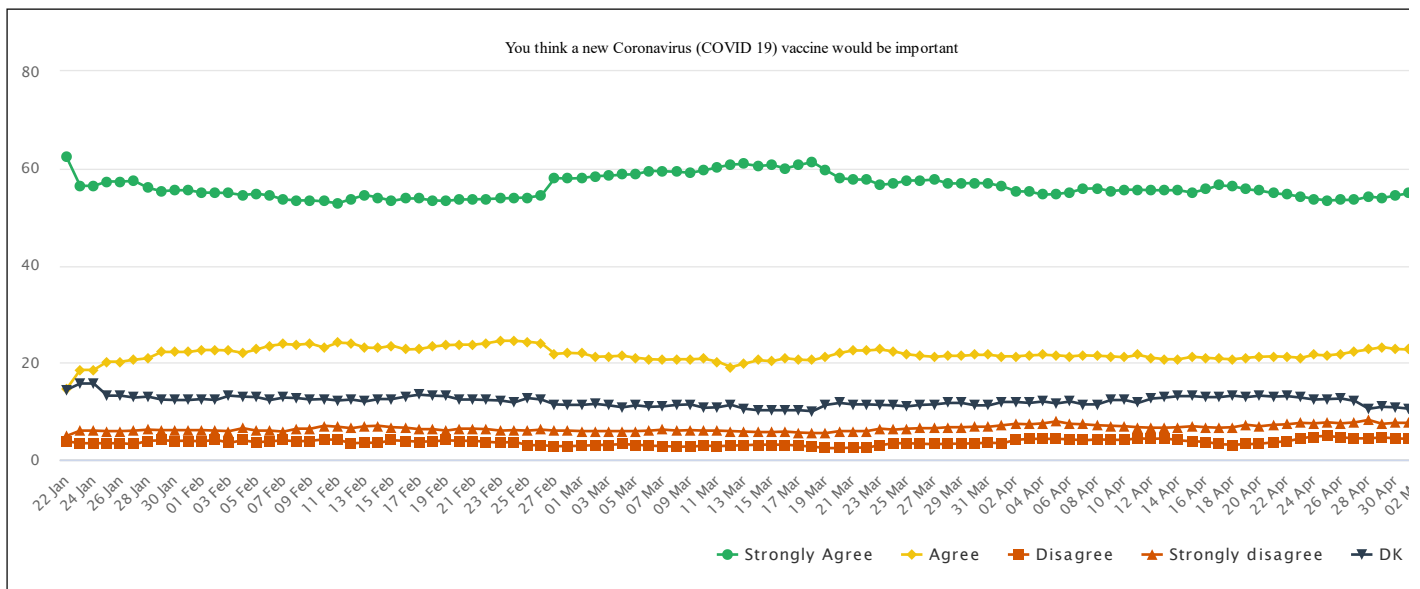


You think a new Coronavirus (COVID 19) vaccine would be safe

Date	Strongly Agree	Agree	Disagree	Strongly disagree	DK/CS	Total	Total : Agree	Total : Disagree	Nett. Ag
05/03/2021	47.4	22.2	4.8	8.0	17.6	100%	69.6	12.8	56.8
05/02/2021	47.2	22.5	4.8	7.9	17.6	100%	69.7	12.7	57.0
05/01/2021	47.9	22.3	4.9	7.9	17.0	100%	70.2	12.8	57.4
04/30/2021	47.5	22.5	4.8	8.1	17.1	100%	70.0	12.9	57.1
04/29/2021	47.5	22.4	4.9	7.8	17.4	100%	69.9	12.7	57.2
04/28/2021	47.1	22.1	5.1	7.9	17.8	100%	69.2	13.0	56.2
04/27/2021	46.7	22.5	5.4	7.6	17.8	100%	69.2	13.0	56.2
04/26/2021	47.4	21.7	5.3	7.9	17.7	100%	69.1	13.2	55.9
04/25/2021	47.4	21.6	5.4	8.0	17.6	100%	69.0	13.4	55.6
04/24/2021	47.7	21.1	5.2	8.0	18.0	100%	68.8	13.2	55.6
04/23/2021	48.3	21.0	4.9	8.3	17.5	100%	69.3	13.2	56.1
04/22/2021	48.5	21.2	4.6	7.9	17.8	100%	69.7	12.5	57.2
04/21/2021	49.1	21.0	4.1	7.6	18.2	100%	70.1	11.7	58.4
04/20/2021	48.7	21.2	4.1	7.2	18.8	100%	69.9	11.3	58.6
04/19/2021	49.6	21.2	3.8	7.4	18.0	100%	70.8	11.2	59.6
04/18/2021	50.5	21.0	3.5	6.7	18.3	100%	71.5	10.2	61.3
04/17/2021	50.6	21.2	3.9	6.4	17.9	100%	71.8	10.3	61.5
04/16/2021	49.8	21.3	4.2	6.6	18.1	100%	71.1	10.8	60.3
04/15/2021	49.5	21.2	3.8	6.6	18.9	100%	70.7	10.4	60.3
04/14/2021	50.3	20.6	3.9	6.9	18.3	100%	70.9	10.8	60.1
04/13/2021	50.5	21.0	3.9	6.6	18.0	100%	71.5	10.5	61.0
04/12/2021	50.6	20.9	3.7	6.5	18.3	100%	71.5	10.2	61.3
04/11/2021	50.1	21.3	3.5	6.6	18.5	100%	71.4	10.1	61.3
04/10/2021	50.1	21.2	3.5	6.5	18.7	100%	71.3	10.0	61.3
04/09/2021	50.1	21.8	3.8	6.5	17.8	100%	71.9	10.3	61.6
04/08/2021	50.7	21.7	3.9	6.3	17.4	100%	72.4	10.2	62.2
04/07/2021	50.4	21.5	3.8	7.0	17.3	100%	71.9	10.8	61.1
04/06/2021	50.1	21.4	4.0	7.3	17.2	100%	71.5	11.3	60.2
04/05/2021	50.0	21.5	4.0	7.8	16.7	100%	71.5	11.8	59.7
04/04/2021	49.9	21.0	4.0	7.7	17.4	100%	70.9	11.7	59.2
04/03/2021	50.2	21.2	4.0	7.0	17.6	100%	71.4	11.0	60.4
04/02/2021	49.9	21.3	3.9	7.1	17.8	100%	71.2	11.0	60.2
04/01/2021	50.6	21.6	3.3	6.4	18.1	100%	72.2	9.7	62.5
03/31/2021	51.3	21.9	3.7	6.1	17.0	100%	73.2	9.8	63.4
03/30/2021	51.4	22.0	3.6	6.0	17.0	100%	73.4	9.6	63.8
03/29/2021	51.3	21.9	3.7	5.9	17.2	100%	73.2	9.6	63.6
03/28/2021	51.3	21.9	3.7	5.9	17.2	100%	73.2	9.6	63.6
03/27/2021	51.5	21.5	3.7	5.9	17.4	100%	73.0	9.6	63.4
03/26/2021	51.6	22.3	3.5	5.9	16.7	100%	73.9	9.4	64.5
03/25/2021	51.9	22.2	3.2	5.8	16.9	100%	74.1	9.0	65.1
03/24/2021	51.5	22.8	3.1	6.0	16.6	100%	74.3	9.1	65.2
03/23/2021	51.5	22.9	3.1	5.5	17.0	100%	74.4	8.6	65.8
03/22/2021	51.6	22.8	2.8	5.2	17.6	100%	74.4	8.0	66.4
03/21/2021	51.6	22.8	2.8	5.2	17.6	100%	74.4	8.0	66.4
03/20/2021	51.5	22.7	2.7	5.5	17.6	100%	74.2	8.2	66.0
03/19/2021	51.8	22.9	2.4	6.0	16.9	100%	74.7	8.4	66.3
03/18/2021	52.5	21.5	2.4	5.9	17.7	100%	74.0	8.3	65.7
03/17/2021	52.7	21.6	2.5	6.0	17.2	100%	74.3	8.5	65.8
03/16/2021	52.6	22.1	2.6	6.2	16.5	100%	74.7	8.8	65.9
03/15/2021	54.1	20.9	2.6	6.3	16.1	100%	75.0	8.9	66.1
03/14/2021	53.8	21.1	2.6	6.4	16.1	100%	74.9	9.0	65.9
03/13/2021	54.1	20.9	2.6	6.4	16.0	100%	75.0	9.0	66.0
03/12/2021	54.3	21.0	2.7	6.5	15.5	100%	75.3	9.2	66.1
03/11/2021	54.2	21.3	2.7	6.6	15.2	100%	75.5	9.3	66.2
03/10/2021	53.3	21.3	2.5	6.7	16.2	100%	74.6	9.2	65.4
03/09/2021	52.4	21.0	2.7	6.4	17.5	100%	73.4	9.1	64.3
03/08/2021	52.0	21.2	3.0	6.9	16.9	100%	73.2	9.9	63.3
03/07/2021	52.3	20.9	3.0	6.9	16.9	100%	73.2	9.9	63.3
03/06/2021	52.6	20.8	2.8	6.8	17.0	100%	73.4	9.6	63.8

Date	Strongly Agree	Agree	Disagree	Strongly disagree	DK/CS	Total	Total : Agree	Total : Disagree	Nett. Ag
03/05/2021	51.9	21.1	2.8	6.6	17.6	100%	73.0	9.4	63.6
03/04/2021	51.7	21.6	3.0	6.5	17.2	100%	73.3	9.5	63.8
03/03/2021	51.4	21.9	3.1	6.7	16.9	100%	73.3	9.8	63.5
03/02/2021	51.0	21.6	3.1	6.6	17.7	100%	72.6	9.7	62.9
03/01/2021	50.7	22.2	3.3	6.1	17.7	100%	72.9	9.4	63.5
02/28/2021	50.0	22.5	3.2	6.4	17.9	100%	72.5	9.6	62.9
02/27/2021	50.4	22.5	3.2	6.1	17.8	100%	72.9	9.3	63.6
02/26/2021	47.8	24.2	3.6	6.2	18.2	100%	72.0	9.8	62.2
02/25/2021	47.7	24.0	3.8	5.8	18.7	100%	71.7	9.6	62.1
02/24/2021	47.3	24.3	4.0	6.0	18.4	100%	71.6	10.0	61.6
02/23/2021	47.3	24.6	4.0	5.8	18.3	100%	71.9	9.8	62.1
02/22/2021	47.7	24.0	4.1	5.8	18.4	100%	71.7	9.9	61.8
02/21/2021	47.5	24.3	4.1	5.7	18.4	100%	71.8	9.8	62.0
02/20/2021	47.5	24.3	4.1	5.7	18.4	100%	71.8	9.8	62.0
02/19/2021	47.2	25.0	4.0	5.5	18.3	100%	72.2	9.5	62.7
02/18/2021	48.1	23.9	4.1	5.3	18.6	100%	72.0	9.4	62.6
02/17/2021	48.4	23.4	4.0	5.4	18.8	100%	71.8	9.4	62.4
02/16/2021	48.5	23.3	4.0	5.1	19.1	100%	71.8	9.1	62.7
02/15/2021	48.2	23.7	4.6	5.5	18.0	100%	71.9	10.1	61.8
02/14/2021	49.2	23.3	4.1	5.5	17.9	100%	72.5	9.6	62.9
02/13/2021	49.3	23.3	4.1	5.8	17.5	100%	72.6	9.9	62.7
02/12/2021	48.5	23.1	4.4	5.9	18.1	100%	71.6	10.3	61.3
02/11/2021	47.1	23.2	4.6	5.7	19.4	100%	70.3	10.3	60.0
02/10/2021	47.1	22.0	4.6	6.4	19.9	100%	69.1	11.0	58.1
02/09/2021	47.3	22.3	4.6	5.7	20.1	100%	69.6	10.3	59.3
02/08/2021	48.1	21.9	4.5	6.4	19.1	100%	70.0	10.9	59.1
02/07/2021	47.9	22.0	4.6	6.2	19.3	100%	69.9	10.8	59.1
02/06/2021	48.9	21.2	4.6	6.4	18.9	100%	70.1	11.0	59.1
02/05/2021	48.9	20.7	4.3	6.2	19.9	100%	69.6	10.5	59.1
02/04/2021	48.9	19.6	4.3	6.9	20.3	100%	68.5	11.2	57.3
02/03/2021	48.9	19.8	4.0	6.9	20.4	100%	68.7	10.9	57.8
02/02/2021	48.5	19.6	4.3	7.2	20.4	100%	68.1	11.5	56.6
02/01/2021	48.6	19.2	4.1	7.0	21.1	100%	67.8	11.1	56.7
01/31/2021	49.1	19.2	3.6	7.0	21.1	100%	68.3	10.6	57.7
01/30/2021	49.1	19.2	3.6	7.0	21.1	100%	68.3	10.6	57.7
01/29/2021	49.3	19.3	3.6	6.8	21.0	100%	68.6	10.4	58.2
01/28/2021	49.7	18.9	3.5	6.6	21.3	100%	68.6	10.1	58.5
01/27/2021	51.6	18.3	3.3	7.1	19.7	100%	69.9	10.4	59.5
01/26/2021	52.4	17.8	3.3	7.1	19.4	100%	70.2	10.4	59.8
01/25/2021	52.4	17.8	3.3	7.1	19.4	100%	70.2	10.4	59.8
01/24/2021	51.6	16.1	3.7	7.3	21.3	100%	67.7	11.0	56.7
01/23/2021	51.6	16.1	3.7	7.3	21.3	100%	67.7	11.0	56.7
01/22/2021	51.0	15.2	4.9	5.2	23.7	100%	66.2	10.1	56.1

### You think a new Coronavirus (COVID 19) vaccine would be important



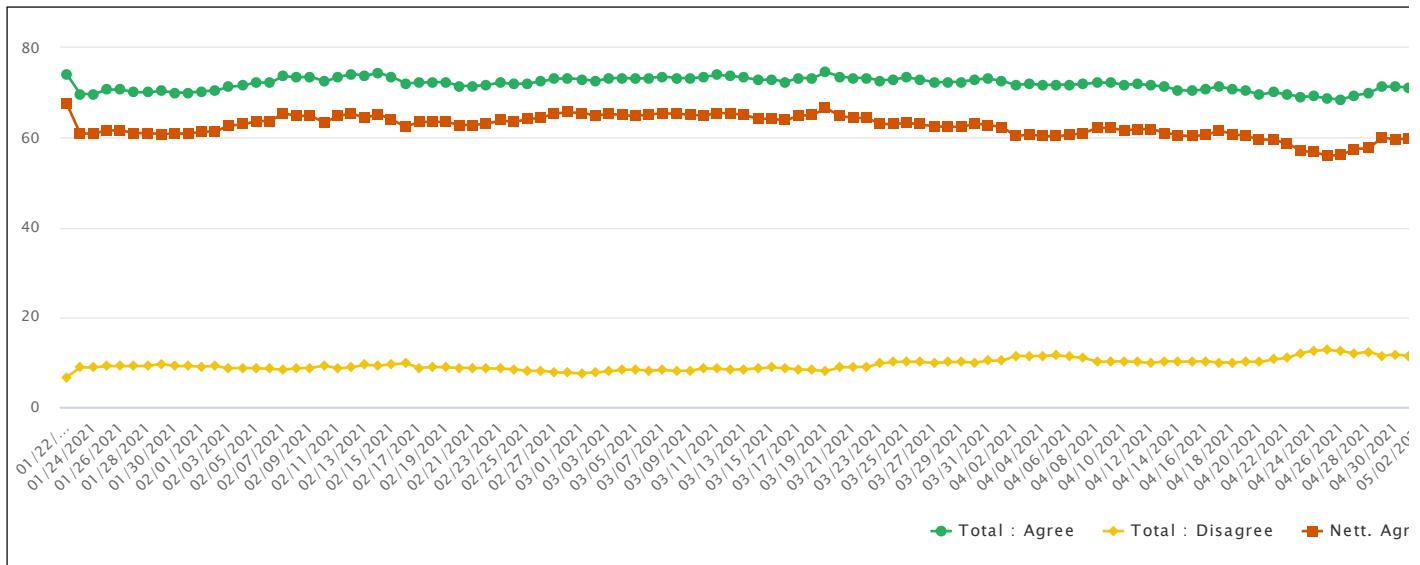
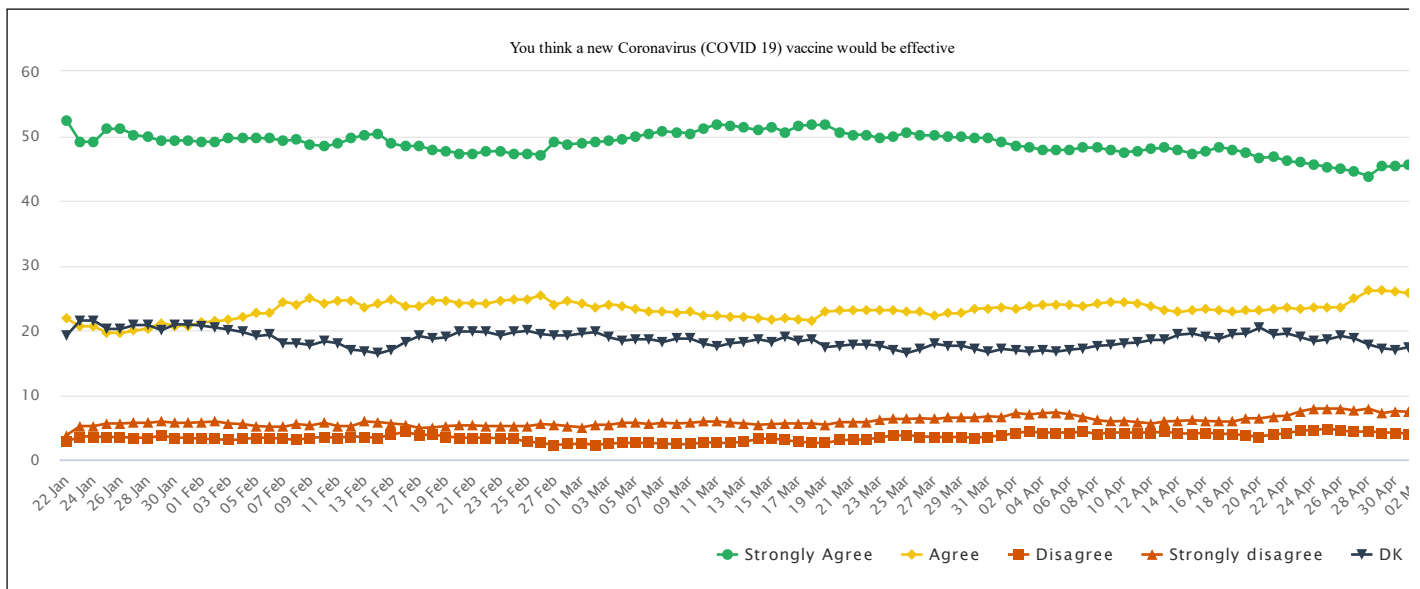
You think a new Coronavirus (COVID 19) vaccine would be important

Date	Strongly Agree	Agree	Disagree	Strongly disagree	DK/CS	Total	Total : Agree	Total : Disagree	Nett. Ag
05/03/2021	54.3	22.7	4.4	7.5	11.1	100%	77.0	11.9	65.1
05/02/2021	54.3	22.8	4.3	7.6	11.0	100%	77.1	11.9	65.2
05/01/2021	54.9	22.7	4.3	7.6	10.5	100%	77.6	11.9	65.7
04/30/2021	54.4	22.8	4.4	7.6	10.8	100%	77.2	12.0	65.2
04/29/2021	53.9	23.2	4.6	7.4	10.9	100%	77.1	12.0	65.1
04/28/2021	54.2	22.7	4.4	8.2	10.5	100%	76.9	12.6	64.3
04/27/2021	53.5	22.3	4.4	7.7	12.1	100%	75.8	12.1	63.7
04/26/2021	53.5	21.8	4.6	7.5	12.6	100%	75.3	12.1	63.2
04/25/2021	53.4	21.5	4.9	7.7	12.5	100%	74.9	12.6	62.3
04/24/2021	53.7	21.6	4.8	7.5	12.4	100%	75.3	12.3	63.0
04/23/2021	54.2	21.0	4.4	7.6	12.8	100%	75.2	12.0	63.2
04/22/2021	54.6	21.2	3.8	7.3	13.1	100%	75.8	11.1	64.7
04/21/2021	54.9	21.3	3.6	7.2	13.0	100%	76.2	10.8	65.4
04/20/2021	55.4	21.2	3.3	6.9	13.2	100%	76.6	10.2	66.4
04/19/2021	55.7	21.0	3.2	7.2	12.9	100%	76.7	10.4	66.3
04/18/2021	56.3	20.7	3.1	6.7	13.2	100%	77.0	9.8	67.2
04/17/2021	56.5	20.8	3.2	6.6	12.9	100%	77.3	9.8	67.5
04/16/2021	55.7	21.0	3.7	6.7	12.9	100%	76.7	10.4	66.3
04/15/2021	55.0	21.2	3.8	6.9	13.1	100%	76.2	10.7	65.5
04/14/2021	55.5	20.7	4.0	6.7	13.1	100%	76.2	10.7	65.5
04/13/2021	55.5	20.7	4.4	6.6	12.8	100%	76.2	11.0	65.2
04/12/2021	55.5	21.0	4.3	6.6	12.6	100%	76.5	10.9	65.6
04/11/2021	55.6	21.6	4.4	6.7	11.7	100%	77.2	11.1	66.1
04/10/2021	55.6	21.1	4.1	6.9	12.3	100%	76.7	11.0	65.7
04/09/2021	55.3	21.3	4.1	7.0	12.3	100%	76.6	11.1	65.5
04/08/2021	55.9	21.4	4.2	7.1	11.4	100%	77.3	11.3	66.0
04/07/2021	55.8	21.5	4.0	7.3	11.4	100%	77.3	11.3	66.0
04/06/2021	55.1	21.3	4.2	7.4	12.0	100%	76.4	11.6	64.8
04/05/2021	54.7	21.5	4.3	7.9	11.6	100%	76.2	12.2	64.0
04/04/2021	54.6	21.6	4.3	7.5	12.0	100%	76.2	11.8	64.4
04/03/2021	55.2	21.5	4.3	7.3	11.7	100%	76.7	11.6	65.1
04/02/2021	55.3	21.3	4.1	7.4	11.9	100%	76.6	11.5	65.1
04/01/2021	56.3	21.3	3.4	7.1	11.9	100%	77.6	10.5	67.1
03/31/2021	56.9	21.6	3.5	6.8	11.2	100%	78.5	10.3	68.2
03/30/2021	57.0	21.6	3.4	6.8	11.2	100%	78.6	10.2	68.4
03/29/2021	56.9	21.4	3.3	6.7	11.7	100%	78.3	10.0	68.3
03/28/2021	56.9	21.4	3.3	6.7	11.7	100%	78.3	10.0	68.3
03/27/2021	57.7	21.2	3.2	6.5	11.4	100%	78.9	9.7	69.2
03/26/2021	57.5	21.4	3.3	6.5	11.3	100%	78.9	9.8	69.1
03/25/2021	57.5	21.7	3.4	6.4	11.0	100%	79.2	9.8	69.4
03/24/2021	56.9	22.3	3.4	6.2	11.2	100%	79.2	9.6	69.6
03/23/2021	56.6	22.7	3.0	6.4	11.3	100%	79.3	9.4	69.9
03/22/2021	57.7	22.5	2.5	5.9	11.4	100%	80.2	8.4	71.8
03/21/2021	57.7	22.5	2.5	5.9	11.4	100%	80.2	8.4	71.8
03/20/2021	58.0	22.0	2.4	5.9	11.7	100%	80.0	8.3	71.7
03/19/2021	59.6	21.2	2.4	5.5	11.3	100%	80.8	7.9	72.9
03/18/2021	61.3	20.5	2.7	5.5	10.0	100%	81.8	8.2	73.6
03/17/2021	60.7	20.6	2.9	5.6	10.2	100%	81.3	8.5	72.8
03/16/2021	60.0	20.9	3.1	5.8	10.2	100%	80.9	8.9	72.0
03/15/2021	60.7	20.3	3.1	5.7	10.2	100%	81.0	8.8	72.2
03/14/2021	60.5	20.5	3.1	5.7	10.2	100%	81.0	8.8	72.2
03/13/2021	60.9	19.8	3.0	5.8	10.5	100%	80.7	8.8	71.9
03/12/2021	60.8	19.1	2.9	5.9	11.3	100%	79.9	8.8	71.1
03/11/2021	60.2	20.2	2.8	6.0	10.8	100%	80.4	8.8	71.6
03/10/2021	59.6	20.8	2.9	6.0	10.7	100%	80.4	8.9	71.5
03/09/2021	59.1	20.7	2.7	6.1	11.4	100%	79.8	8.8	71.0
03/08/2021	59.3	20.7	2.7	6.0	11.3	100%	80.0	8.7	71.3
03/07/2021	59.4	20.6	2.8	6.2	11.0	100%	80.0	9.0	71.0
03/06/2021	59.5	20.7	2.9	6.0	10.9	100%	80.2	8.9	71.3



Date	Strongly Agree	Agree	Disagree	Strongly disagree	DK/CS	Total	Total : Agree	Total : Disagree	Nett. Ag
03/05/2021	58.8	21.0	3.1	5.9	11.2	100%	79.8	9.0	70.8
03/04/2021	58.7	21.4	3.2	5.9	10.8	100%	80.1	9.1	71.0
03/03/2021	58.5	21.3	3.1	5.9	11.2	100%	79.8	9.0	70.8
03/02/2021	58.4	21.2	3.0	5.9	11.5	100%	79.6	8.9	70.7
03/01/2021	58.0	21.9	2.9	5.9	11.3	100%	79.9	8.8	71.1
02/28/2021	57.9	22.0	2.8	6.0	11.3	100%	79.9	8.8	71.1
02/27/2021	58.0	21.8	2.8	6.0	11.4	100%	79.8	8.8	71.0
02/26/2021	54.4	24.0	3.0	6.2	12.4	100%	78.4	9.2	69.2
02/25/2021	54.0	24.3	3.0	6.0	12.7	100%	78.3	9.0	69.3
02/24/2021	53.9	24.5	3.7	6.1	11.8	100%	78.4	9.8	68.6
02/23/2021	53.8	24.5	3.5	6.0	12.2	100%	78.3	9.5	68.8
02/22/2021	53.7	24.0	3.7	6.3	12.3	100%	77.7	10.0	67.7
02/21/2021	53.6	23.7	3.9	6.4	12.4	100%	77.3	10.3	67.0
02/20/2021	53.6	23.7	3.9	6.4	12.4	100%	77.3	10.3	67.0
02/19/2021	53.3	23.6	4.0	6.0	13.1	100%	76.9	10.0	66.9
02/18/2021	53.4	23.3	3.8	6.3	13.2	100%	76.7	10.1	66.6
02/17/2021	53.8	22.8	3.7	6.3	13.4	100%	76.6	10.0	66.6
02/16/2021	53.8	22.7	3.9	6.6	13.0	100%	76.5	10.5	66.0
02/15/2021	53.3	23.5	4.0	6.7	12.5	100%	76.8	10.7	66.1
02/14/2021	54.0	23.0	3.5	7.0	12.5	100%	77.0	10.5	66.5
02/13/2021	54.5	23.1	3.5	6.9	12.0	100%	77.6	10.4	67.2
02/12/2021	53.7	24.0	3.4	6.5	12.4	100%	77.7	9.9	67.8
02/11/2021	52.8	24.1	4.1	6.8	12.2	100%	76.9	10.9	66.0
02/10/2021	53.2	23.1	4.2	7.0	12.5	100%	76.3	11.2	65.1
02/09/2021	53.4	23.9	3.9	6.4	12.4	100%	77.3	10.3	67.0
02/08/2021	53.4	23.7	3.8	6.4	12.7	100%	77.1	10.2	66.9
02/07/2021	53.6	23.8	4.0	5.8	12.8	100%	77.4	9.8	67.6
02/06/2021	54.4	23.5	3.8	6.0	12.3	100%	77.9	9.8	68.1
02/05/2021	54.8	22.7	3.6	6.0	12.9	100%	77.5	9.6	67.9
02/04/2021	54.5	22.0	4.0	6.5	13.0	100%	76.5	10.5	66.0
02/03/2021	54.9	22.5	3.5	5.9	13.2	100%	77.4	9.4	68.0
02/02/2021	55.0	22.6	4.1	6.0	12.3	100%	77.6	10.1	67.5
02/01/2021	55.0	22.6	3.8	6.1	12.5	100%	77.6	9.9	67.7
01/31/2021	55.5	22.2	3.9	6.1	12.3	100%	77.7	10.0	67.7
01/30/2021	55.5	22.2	3.9	6.1	12.3	100%	77.7	10.0	67.7
01/29/2021	55.3	22.2	4.0	6.1	12.4	100%	77.5	10.1	67.4
01/28/2021	56.0	20.9	3.9	6.2	13.0	100%	76.9	10.1	66.8
01/27/2021	57.4	20.6	3.2	6.0	12.8	100%	78.0	9.2	68.8
01/26/2021	57.3	20.2	3.4	5.9	13.2	100%	77.5	9.3	68.2
01/25/2021	57.3	20.2	3.4	5.9	13.2	100%	77.5	9.3	68.2
01/24/2021	56.4	18.5	3.4	6.0	15.7	100%	74.9	9.4	65.5
01/23/2021	56.4	18.5	3.4	6.0	15.7	100%	74.9	9.4	65.5
01/22/2021	62.3	14.6	3.8	4.9	14.4	100%	76.9	8.7	68.2

### You think a new Coronavirus (COVID 19) vaccine would be effective

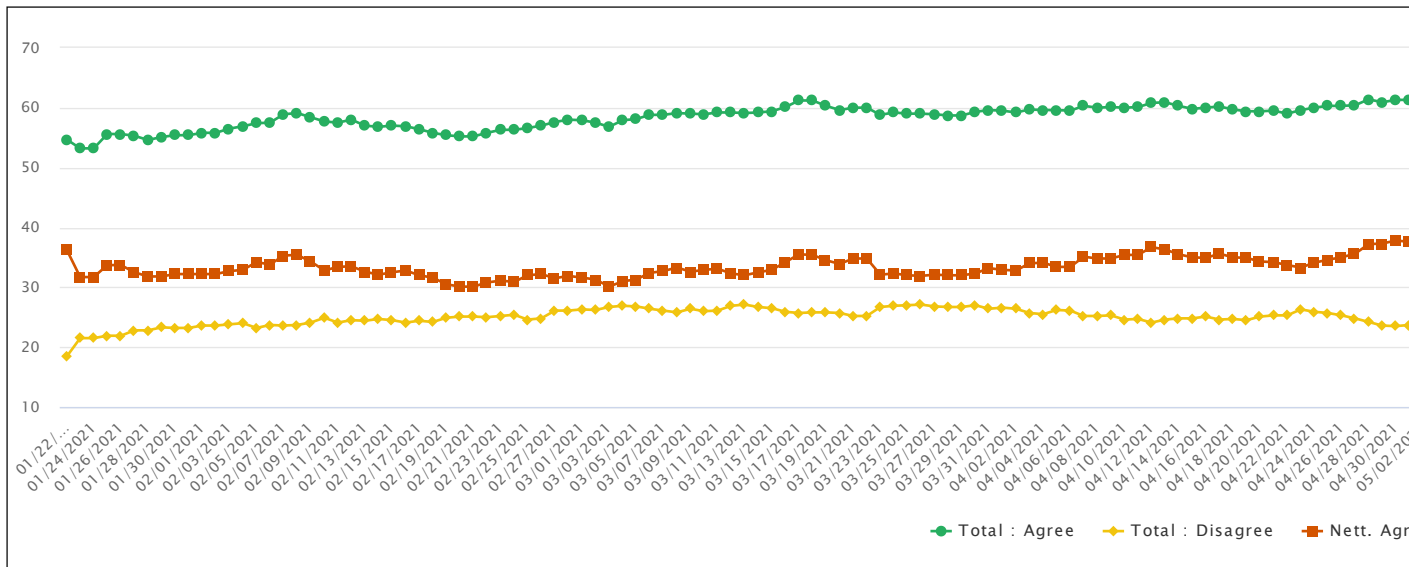
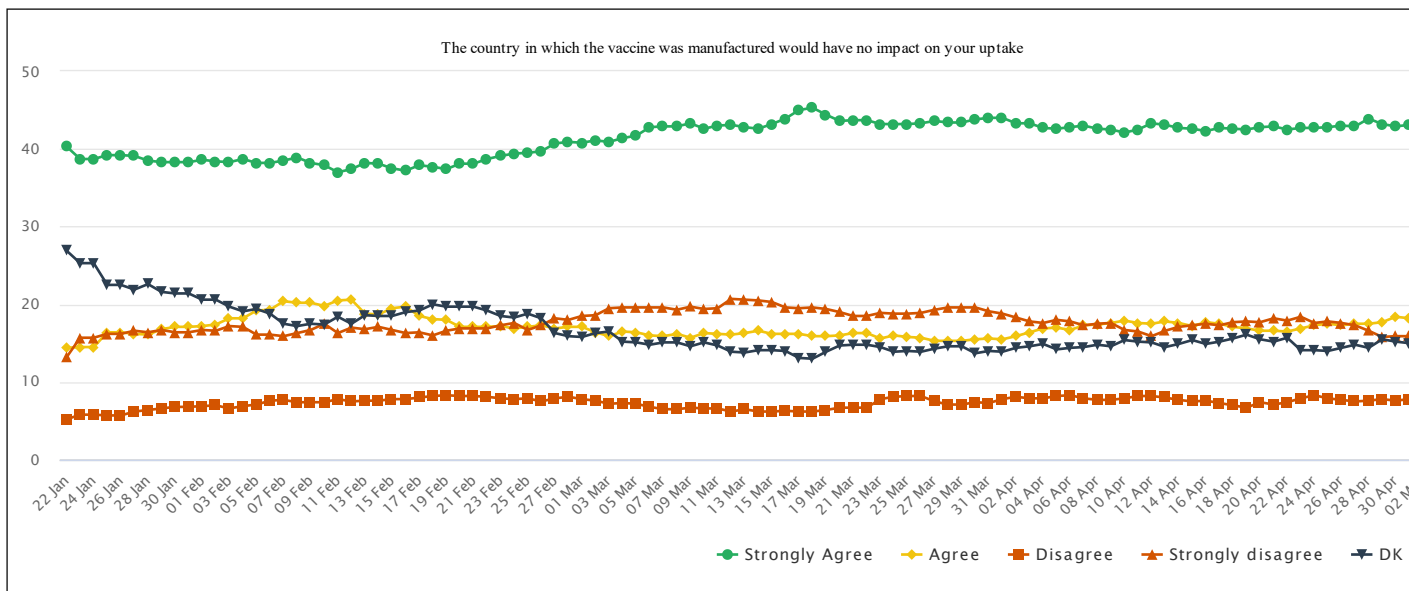


You think a new Coronavirus (COVID 19) vaccine would be effective

Date	Strongly Agree	Agree	Disagree	Strongly disagree	DK/CS	Total	Total : Agree	Total : Disagree	Nett. Ag
05/03/2021	45.2	25.5	4.0	7.3	18.0	100%	70.7	11.3	59.4
05/02/2021	44.6	25.8	3.9	7.3	18.4	100%	70.4	11.2	59.2
05/01/2021	45.5	25.7	4.0	7.4	17.4	100%	71.2	11.4	59.8
04/30/2021	45.3	26.0	4.2	7.5	17.0	100%	71.3	11.7	59.6
04/29/2021	45.3	26.1	4.2	7.2	17.2	100%	71.4	11.4	60.0
04/28/2021	43.8	26.1	4.4	7.9	17.8	100%	69.9	12.3	57.6
04/27/2021	44.5	24.9	4.3	7.6	18.7	100%	69.4	11.9	57.5
04/26/2021	44.9	23.6	4.5	7.9	19.1	100%	68.5	12.4	56.1
04/25/2021	45.2	23.5	4.8	7.9	18.6	100%	68.7	12.7	56.0
04/24/2021	45.6	23.6	4.6	7.9	18.3	100%	69.2	12.5	56.7
04/23/2021	45.9	23.2	4.5	7.5	18.9	100%	69.1	12.0	57.1
04/22/2021	46.1	23.5	4.1	6.8	19.5	100%	69.6	10.9	58.7
04/21/2021	46.8	23.3	3.9	6.7	19.3	100%	70.1	10.6	59.5
04/20/2021	46.6	23.0	3.6	6.4	20.4	100%	69.6	10.0	59.6
04/19/2021	47.4	23.0	3.7	6.4	19.5	100%	70.4	10.1	60.3
04/18/2021	47.9	22.8	4.0	5.9	19.4	100%	70.7	9.9	60.8
04/17/2021	48.3	23.1	4.0	5.9	18.7	100%	71.4	9.9	61.5
04/16/2021	47.6	23.2	4.2	6.0	19.0	100%	70.8	10.2	60.6
04/15/2021	47.3	23.1	4.0	6.1	19.5	100%	70.4	10.1	60.3
04/14/2021	47.8	22.8	4.1	6.0	19.3	100%	70.6	10.1	60.5
04/13/2021	48.2	23.1	4.3	5.9	18.5	100%	71.3	10.2	61.1
04/12/2021	48.0	23.7	4.2	5.6	18.5	100%	71.7	9.8	61.9
04/11/2021	47.7	24.2	4.2	5.8	18.1	100%	71.9	10.0	61.9
04/10/2021	47.5	24.3	4.2	6.0	18.0	100%	71.8	10.2	61.6
04/09/2021	47.8	24.4	4.2	5.9	17.7	100%	72.2	10.1	62.1
04/08/2021	48.2	24.1	4.0	6.1	17.6	100%	72.3	10.1	62.2
04/07/2021	48.2	23.7	4.3	6.6	17.2	100%	71.9	10.9	61.0
04/06/2021	47.9	23.9	4.2	7.0	17.0	100%	71.8	11.2	60.6
04/05/2021	47.8	24.0	4.2	7.3	16.7	100%	71.8	11.5	60.3
04/04/2021	47.8	23.9	4.2	7.2	16.9	100%	71.7	11.4	60.3
04/03/2021	48.3	23.7	4.3	7.0	16.7	100%	72.0	11.3	60.7
04/02/2021	48.5	23.2	4.2	7.2	16.9	100%	71.7	11.4	60.3
04/01/2021	49.0	23.6	3.7	6.6	17.1	100%	72.6	10.3	62.3
03/31/2021	49.7	23.4	3.6	6.7	16.6	100%	73.1	10.3	62.8
03/30/2021	49.7	23.3	3.4	6.5	17.1	100%	73.0	9.9	63.1
03/29/2021	49.8	22.6	3.5	6.5	17.6	100%	72.4	10.0	62.4
03/28/2021	49.8	22.6	3.5	6.5	17.6	100%	72.4	10.0	62.4
03/27/2021	50.1	22.2	3.5	6.3	17.9	100%	72.3	9.8	62.5
03/26/2021	50.1	22.8	3.6	6.4	17.1	100%	72.9	10.0	62.9
03/25/2021	50.6	22.8	3.8	6.3	16.5	100%	73.4	10.1	63.3
03/24/2021	49.9	23.1	3.7	6.3	17.0	100%	73.0	10.0	63.0
03/23/2021	49.6	23.1	3.5	6.2	17.6	100%	72.7	9.7	63.0
03/22/2021	50.2	23.1	3.1	5.8	17.8	100%	73.3	8.9	64.4
03/21/2021	50.2	23.1	3.1	5.8	17.8	100%	73.3	8.9	64.4
03/20/2021	50.6	23.0	3.0	5.8	17.6	100%	73.6	8.8	64.8
03/19/2021	51.7	22.9	2.6	5.4	17.4	100%	74.6	8.0	66.6
03/18/2021	51.7	21.5	2.6	5.6	18.6	100%	73.2	8.2	65.0
03/17/2021	51.6	21.7	2.8	5.6	18.3	100%	73.3	8.4	64.9
03/16/2021	50.6	21.8	3.0	5.6	19.0	100%	72.4	8.6	63.8
03/15/2021	51.4	21.6	3.3	5.5	18.2	100%	73.0	8.8	64.2
03/14/2021	50.9	21.9	3.2	5.4	18.6	100%	72.8	8.6	64.2
03/13/2021	51.3	22.1	2.8	5.6	18.2	100%	73.4	8.4	65.0
03/12/2021	51.6	22.1	2.6	5.7	18.0	100%	73.7	8.3	65.4
03/11/2021	51.8	22.2	2.6	5.9	17.5	100%	74.0	8.5	65.5
03/10/2021	51.2	22.3	2.7	5.9	17.9	100%	73.5	8.6	64.9
03/09/2021	50.4	22.8	2.4	5.7	18.7	100%	73.2	8.1	65.1
03/08/2021	50.6	22.7	2.4	5.6	18.7	100%	73.3	8.0	65.3
03/07/2021	50.7	22.9	2.5	5.7	18.2	100%	73.6	8.2	65.4
03/06/2021	50.4	22.9	2.6	5.5	18.6	100%	73.3	8.1	65.2

Date	Strongly Agree	Agree	Disagree	Strongly disagree	DK/CS	Total	Total : Agree	Total : Disagree	Nett. Ag
03/05/2021	49.9	23.2	2.6	5.7	18.6	100%	73.1	8.3	64.8
03/04/2021	49.5	23.8	2.6	5.7	18.4	100%	73.3	8.3	65.0
03/03/2021	49.2	24.0	2.5	5.4	18.9	100%	73.2	7.9	65.3
03/02/2021	49.1	23.5	2.3	5.4	19.7	100%	72.6	7.7	64.9
03/01/2021	48.9	24.1	2.5	5.0	19.5	100%	73.0	7.5	65.5
02/28/2021	48.7	24.5	2.4	5.2	19.2	100%	73.2	7.6	65.6
02/27/2021	49.1	24.0	2.3	5.4	19.2	100%	73.1	7.7	65.4
02/26/2021	47.1	25.4	2.6	5.5	19.4	100%	72.5	8.1	64.4
02/25/2021	47.3	24.8	2.8	5.2	19.9	100%	72.1	8.0	64.1
02/24/2021	47.2	24.7	3.2	5.2	19.7	100%	71.9	8.4	63.5
02/23/2021	47.7	24.6	3.3	5.2	19.2	100%	72.3	8.5	63.8
02/22/2021	47.6	24.1	3.4	5.2	19.7	100%	71.7	8.6	63.1
02/21/2021	47.3	24.2	3.4	5.3	19.8	100%	71.5	8.7	62.8
02/20/2021	47.3	24.2	3.4	5.3	19.8	100%	71.5	8.7	62.8
02/19/2021	47.7	24.6	3.6	5.2	18.9	100%	72.3	8.8	63.5
02/18/2021	47.8	24.6	3.9	5.0	18.7	100%	72.4	8.9	63.5
02/17/2021	48.5	23.7	3.8	4.9	19.1	100%	72.2	8.7	63.5
02/16/2021	48.4	23.7	4.3	5.4	18.2	100%	72.1	9.7	62.4
02/15/2021	48.8	24.7	3.9	5.6	17.0	100%	73.5	9.5	64.0
02/14/2021	50.3	24.1	3.4	5.8	16.4	100%	74.4	9.2	65.2
02/13/2021	50.2	23.6	3.5	5.9	16.8	100%	73.8	9.4	64.4
02/12/2021	49.6	24.6	3.6	5.2	17.0	100%	74.2	8.8	65.4
02/11/2021	48.8	24.6	3.4	5.2	18.0	100%	73.4	8.6	64.8
02/10/2021	48.4	24.1	3.5	5.7	18.3	100%	72.5	9.2	63.3
02/09/2021	48.7	24.9	3.4	5.3	17.7	100%	73.6	8.7	64.9
02/08/2021	49.4	24.0	3.1	5.5	18.0	100%	73.4	8.6	64.8
02/07/2021	49.3	24.4	3.2	5.1	18.0	100%	73.7	8.3	65.4
02/06/2021	49.6	22.6	3.4	5.1	19.3	100%	72.2	8.5	63.7
02/05/2021	49.7	22.6	3.4	5.2	19.1	100%	72.3	8.6	63.7
02/04/2021	49.6	22.0	3.2	5.5	19.7	100%	71.6	8.7	62.9
02/03/2021	49.7	21.6	3.0	5.6	20.1	100%	71.3	8.6	62.7
02/02/2021	49.1	21.4	3.2	5.9	20.4	100%	70.5	9.1	61.4
02/01/2021	49.1	21.2	3.2	5.8	20.7	100%	70.3	9.0	61.3
01/31/2021	49.3	20.7	3.4	5.7	20.9	100%	70.0	9.1	60.9
01/30/2021	49.3	20.7	3.4	5.7	20.9	100%	70.0	9.1	60.9
01/29/2021	49.3	21.1	3.7	5.9	20.0	100%	70.4	9.6	60.8
01/28/2021	49.8	20.3	3.4	5.7	20.8	100%	70.1	9.1	61.0
01/27/2021	50.2	19.9	3.4	5.7	20.8	100%	70.1	9.1	61.0
01/26/2021	51.1	19.6	3.5	5.6	20.2	100%	70.7	9.1	61.6
01/25/2021	51.1	19.6	3.5	5.6	20.2	100%	70.7	9.1	61.6
01/24/2021	49.1	20.6	3.6	5.2	21.5	100%	69.7	8.8	60.9
01/23/2021	49.1	20.6	3.6	5.2	21.5	100%	69.7	8.8	60.9
01/22/2021	52.4	21.8	2.8	3.8	19.2	100%	74.2	6.6	67.6

The country in which the vaccine was manufactured would have no impact on your uptake

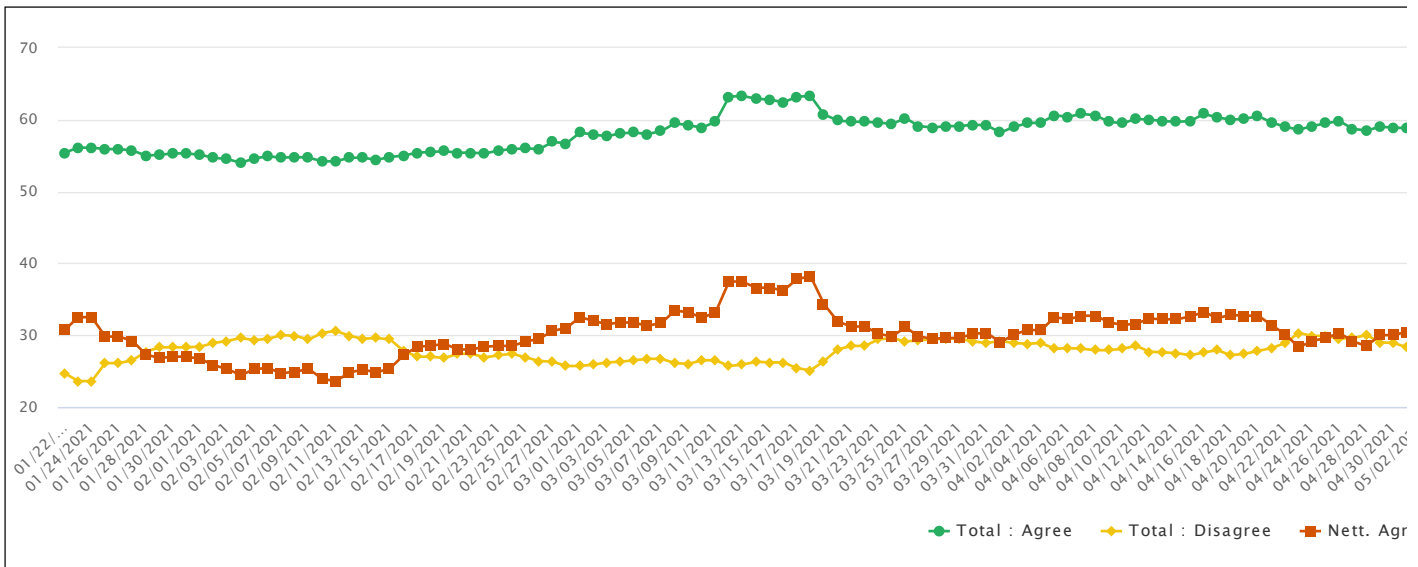
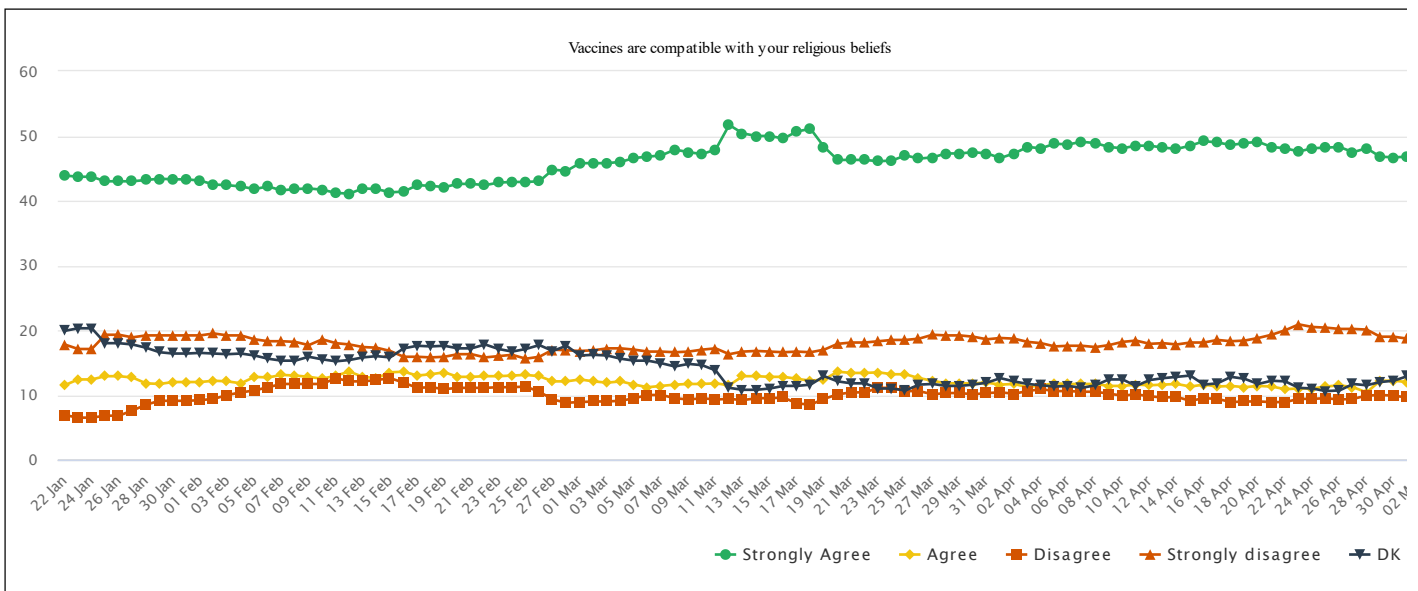


The country in which the vaccine was manufactured would have no impact on your uptake

Date	Strongly Agree	Agree	Disagree	Strongly disagree	DK/CS	Total	Total : Agree	Total : Disagree	Nett. Ag
05/03/2021	42.5	18.6	7.8	15.7	15.4	100%	61.1	23.5	37.6
05/02/2021	42.5	18.5	7.9	15.7	15.4	100%	61.0	23.6	37.4
05/01/2021	43.1	18.2	7.8	15.9	15.0	100%	61.3	23.7	37.6
04/30/2021	42.9	18.4	7.6	15.9	15.2	100%	61.3	23.5	37.8
04/29/2021	43.2	17.7	7.8	15.8	15.5	100%	60.9	23.6	37.3
04/28/2021	43.9	17.5	7.6	16.6	14.4	100%	61.4	24.2	37.2
04/27/2021	42.9	17.5	7.5	17.3	14.8	100%	60.4	24.8	35.6
04/26/2021	43.0	17.3	7.7	17.6	14.4	100%	60.3	25.3	35.0
04/25/2021	42.8	17.5	7.9	17.8	14.0	100%	60.3	25.7	34.6
04/24/2021	42.7	17.3	8.3	17.6	14.1	100%	60.0	25.9	34.1
04/23/2021	42.7	16.9	7.9	18.4	14.1	100%	59.6	26.3	33.3
04/22/2021	42.5	16.5	7.4	17.9	15.7	100%	59.0	25.3	33.7
04/21/2021	42.9	16.6	7.1	18.2	15.2	100%	59.5	25.3	34.2
04/20/2021	42.8	16.6	7.4	17.7	15.5	100%	59.4	25.1	34.3
04/19/2021	42.5	16.9	6.7	17.8	16.1	100%	59.4	24.5	34.9
04/18/2021	42.6	17.1	7.0	17.7	15.6	100%	59.7	24.7	35.0
04/17/2021	42.7	17.5	7.3	17.3	15.2	100%	60.2	24.6	35.6
04/16/2021	42.3	17.7	7.6	17.5	14.9	100%	60.0	25.1	34.9
04/15/2021	42.6	17.2	7.5	17.3	15.4	100%	59.8	24.8	35.0
04/14/2021	42.7	17.6	7.7	17.1	14.9	100%	60.3	24.8	35.5
04/13/2021	43.1	17.8	8.0	16.6	14.5	100%	60.9	24.6	36.3
04/12/2021	43.3	17.5	8.2	15.9	15.1	100%	60.8	24.1	36.7
04/11/2021	42.5	17.6	8.2	16.5	15.2	100%	60.1	24.7	35.4
04/10/2021	42.1	17.9	7.9	16.7	15.4	100%	60.0	24.6	35.4
04/09/2021	42.5	17.6	7.7	17.6	14.6	100%	60.1	25.3	34.8
04/08/2021	42.6	17.4	7.7	17.5	14.8	100%	60.0	25.2	34.8
04/07/2021	43.0	17.3	7.9	17.3	14.5	100%	60.3	25.2	35.1
04/06/2021	42.8	16.7	8.3	17.8	14.4	100%	59.5	26.1	33.4
04/05/2021	42.6	17.0	8.2	18.0	14.2	100%	59.6	26.2	33.4
04/04/2021	42.7	16.9	7.9	17.6	14.9	100%	59.6	25.5	34.1
04/03/2021	43.3	16.4	7.9	17.8	14.6	100%	59.7	25.7	34.0
04/02/2021	43.3	15.9	8.1	18.3	14.4	100%	59.2	26.4	32.8
04/01/2021	44.0	15.5	7.8	18.8	13.9	100%	59.5	26.6	32.9
03/31/2021	44.0	15.6	7.3	19.1	14.0	100%	59.6	26.4	33.2
03/30/2021	43.8	15.5	7.4	19.6	13.7	100%	59.3	27.0	32.3
03/29/2021	43.4	15.3	7.1	19.6	14.6	100%	58.7	26.7	32.0
03/28/2021	43.4	15.3	7.1	19.6	14.6	100%	58.7	26.7	32.0
03/27/2021	43.6	15.3	7.5	19.3	14.3	100%	58.9	26.8	32.1
03/26/2021	43.3	15.7	8.2	18.9	13.9	100%	59.0	27.1	31.9
03/25/2021	43.2	15.8	8.2	18.8	14.0	100%	59.0	27.0	32.0
03/24/2021	43.2	16.0	8.1	18.8	13.9	100%	59.2	26.9	32.3
03/23/2021	43.2	15.6	7.8	18.9	14.5	100%	58.8	26.7	32.1
03/22/2021	43.7	16.3	6.7	18.5	14.8	100%	60.0	25.2	34.8
03/21/2021	43.7	16.3	6.7	18.5	14.8	100%	60.0	25.2	34.8
03/20/2021	43.6	16.0	6.7	19.0	14.7	100%	59.6	25.7	33.9
03/19/2021	44.4	15.9	6.4	19.4	13.9	100%	60.3	25.8	34.5
03/18/2021	45.3	15.9	6.2	19.6	13.0	100%	61.2	25.8	35.4
03/17/2021	45.0	16.2	6.2	19.5	13.1	100%	61.2	25.7	35.5
03/16/2021	43.9	16.2	6.3	19.6	14.0	100%	60.1	25.9	34.2
03/15/2021	43.2	16.2	6.2	20.3	14.1	100%	59.4	26.5	32.9
03/14/2021	42.6	16.6	6.2	20.5	14.1	100%	59.2	26.7	32.5
03/13/2021	42.8	16.3	6.5	20.6	13.8	100%	59.1	27.1	32.0
03/12/2021	43.1	16.1	6.2	20.7	13.9	100%	59.2	26.9	32.3
03/11/2021	43.0	16.2	6.6	19.5	14.7	100%	59.2	26.1	33.1
03/10/2021	42.6	16.3	6.6	19.4	15.1	100%	58.9	26.0	32.9
03/09/2021	43.3	15.7	6.7	19.7	14.6	100%	59.0	26.4	32.6
03/08/2021	42.9	16.2	6.5	19.3	15.1	100%	59.1	25.8	33.3
03/07/2021	42.9	15.9	6.5	19.6	15.1	100%	58.8	26.1	32.7
03/06/2021	42.8	16.0	6.8	19.6	14.8	100%	58.8	26.4	32.4

Date	Strongly Agree	Agree	Disagree	Strongly disagree	DK/CS	Total	Total : Agree	Total : Disagree	Nett. Ag
03/05/2021	41.7	16.4	7.2	19.6	15.1	100%	58.1	26.8	31.3
03/04/2021	41.4	16.5	7.3	19.6	15.2	100%	57.9	26.9	31.0
03/03/2021	40.9	15.9	7.2	19.5	16.5	100%	56.8	26.7	30.1
03/02/2021	41.1	16.4	7.6	18.6	16.3	100%	57.5	26.2	31.3
03/01/2021	40.8	17.1	7.8	18.5	15.8	100%	57.9	26.3	31.6
02/28/2021	40.9	17.1	8.1	18.0	15.9	100%	58.0	26.1	31.9
02/27/2021	40.7	16.9	7.9	18.2	16.3	100%	57.6	26.1	31.5
02/26/2021	39.7	17.3	7.5	17.3	18.2	100%	57.0	24.8	32.2
02/25/2021	39.5	17.1	7.9	16.7	18.8	100%	56.6	24.6	32.0
02/24/2021	39.4	16.9	7.8	17.6	18.3	100%	56.3	25.4	30.9
02/23/2021	39.1	17.2	7.9	17.3	18.5	100%	56.3	25.2	31.1
02/22/2021	38.7	17.1	8.1	16.9	19.2	100%	55.8	25.0	30.8
02/21/2021	38.1	17.1	8.2	16.9	19.7	100%	55.2	25.1	30.1
02/20/2021	38.1	17.1	8.2	16.9	19.7	100%	55.2	25.1	30.1
02/19/2021	37.4	18.0	8.3	16.6	19.7	100%	55.4	24.9	30.5
02/18/2021	37.7	18.1	8.2	16.0	20.0	100%	55.8	24.2	31.6
02/17/2021	37.9	18.5	8.0	16.4	19.2	100%	56.4	24.4	32.0
02/16/2021	37.2	19.7	7.8	16.3	19.0	100%	56.9	24.1	32.8
02/15/2021	37.5	19.5	7.8	16.7	18.5	100%	57.0	24.5	32.5
02/14/2021	38.1	18.7	7.6	17.1	18.5	100%	56.8	24.7	32.1
02/13/2021	38.2	18.8	7.6	16.8	18.6	100%	57.0	24.4	32.6
02/12/2021	37.4	20.6	7.5	17.0	17.5	100%	58.0	24.5	33.5
02/11/2021	37.0	20.5	7.8	16.3	18.4	100%	57.5	24.1	33.4
02/10/2021	37.9	19.8	7.4	17.5	17.4	100%	57.7	24.9	32.8
02/09/2021	38.2	20.2	7.4	16.7	17.5	100%	58.4	24.1	34.3
02/08/2021	38.9	20.2	7.4	16.3	17.2	100%	59.1	23.7	35.4
02/07/2021	38.5	20.4	7.7	15.9	17.5	100%	58.9	23.6	35.3
02/06/2021	38.2	19.3	7.6	16.1	18.8	100%	57.5	23.7	33.8
02/05/2021	38.2	19.2	7.1	16.1	19.4	100%	57.4	23.2	34.2
02/04/2021	38.7	18.2	6.9	17.1	19.1	100%	56.9	24.0	32.9
02/03/2021	38.3	18.2	6.6	17.2	19.7	100%	56.5	23.8	32.7
02/02/2021	38.4	17.4	7.0	16.6	20.6	100%	55.8	23.6	32.2
02/01/2021	38.6	17.2	6.9	16.7	20.6	100%	55.8	23.6	32.2
01/31/2021	38.3	17.1	6.8	16.4	21.4	100%	55.4	23.2	32.2
01/30/2021	38.3	17.1	6.8	16.4	21.4	100%	55.4	23.2	32.2
01/29/2021	38.3	16.8	6.6	16.7	21.6	100%	55.1	23.3	31.8
01/28/2021	38.5	16.1	6.4	16.4	22.6	100%	54.6	22.8	31.8
01/27/2021	39.1	16.2	6.2	16.6	21.9	100%	55.3	22.8	32.5
01/26/2021	39.2	16.4	5.7	16.2	22.5	100%	55.6	21.9	33.7
01/25/2021	39.2	16.4	5.7	16.2	22.5	100%	55.6	21.9	33.7
01/24/2021	38.7	14.5	5.8	15.7	25.3	100%	53.2	21.5	31.7
01/23/2021	38.7	14.5	5.8	15.7	25.3	100%	53.2	21.5	31.7
01/22/2021	40.3	14.4	5.2	13.2	26.9	100%	54.7	18.4	36.3

### Vaccines are compatible with your religious beliefs



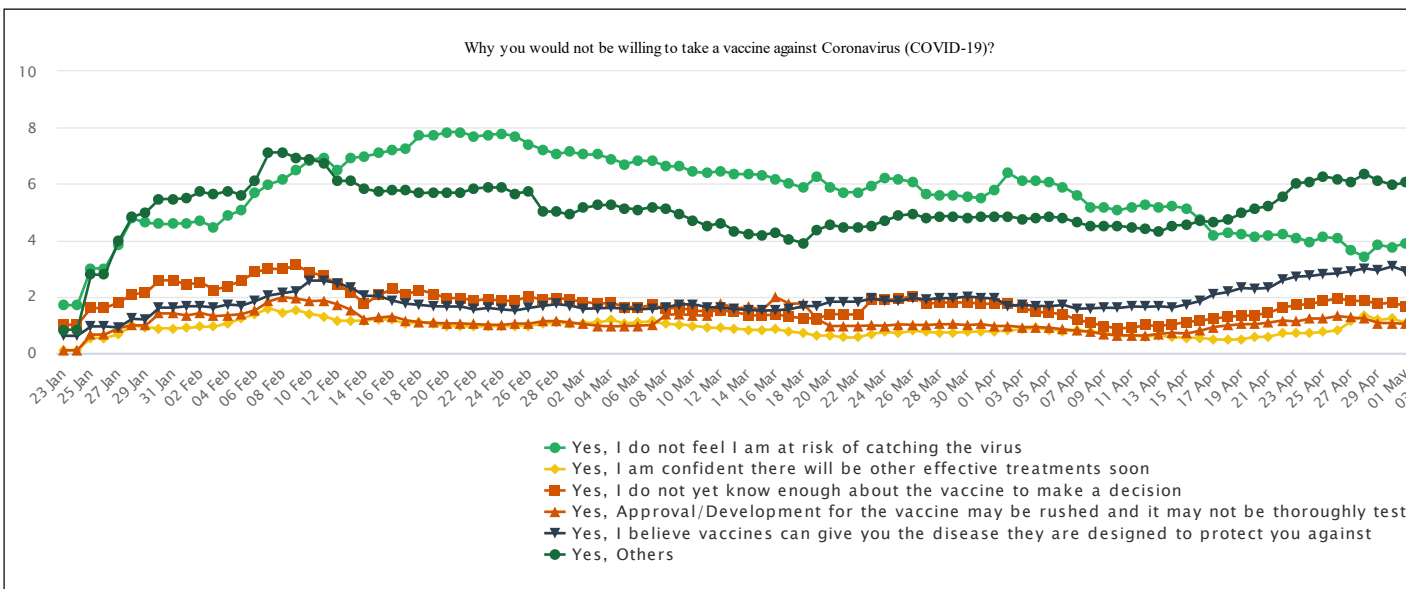


Vaccines are compatible with your religious beliefs

Date	Strongly Agree	Agree	Disagree	Strongly disagree	DK/CS	Total	Total : Agree	Total : Disagree	Nett. Ag
05/03/2021	47.0	12.0	9.6	18.4	13.0	100%	59.0	28.0	31.0
05/02/2021	46.8	12.1	9.4	18.5	13.2	100%	58.9	27.9	31.0
05/01/2021	46.8	12.0	9.6	18.7	12.9	100%	58.8	28.3	30.5
04/30/2021	46.7	12.2	9.9	19.0	12.2	100%	58.9	28.9	30.0
04/29/2021	46.8	12.2	10.0	19.0	12.0	100%	59.0	29.0	30.0
04/28/2021	48.1	10.4	9.9	20.1	11.5	100%	58.5	30.0	28.5
04/27/2021	47.5	11.2	9.4	20.2	11.7	100%	58.7	29.6	29.1
04/26/2021	48.3	11.5	9.3	20.2	10.7	100%	59.8	29.5	30.3
04/25/2021	48.2	11.3	9.5	20.4	10.6	100%	59.5	29.9	29.6
04/24/2021	48.1	11.0	9.4	20.5	11.0	100%	59.1	29.9	29.2
04/23/2021	47.6	11.0	9.4	20.9	11.1	100%	58.6	30.3	28.3
04/22/2021	48.1	10.9	8.9	20.0	12.1	100%	59.0	28.9	30.1
04/21/2021	48.3	11.3	8.9	19.3	12.2	100%	59.6	28.2	31.4
04/20/2021	49.1	11.4	9.0	18.8	11.7	100%	60.5	27.8	32.7
04/19/2021	48.9	11.2	9.0	18.4	12.5	100%	60.1	27.4	32.7
04/18/2021	48.6	11.4	8.9	18.3	12.8	100%	60.0	27.2	32.8
04/17/2021	49.0	11.3	9.4	18.5	11.8	100%	60.3	27.9	32.4
04/16/2021	49.2	11.6	9.5	18.1	11.6	100%	60.8	27.6	33.2
04/15/2021	48.5	11.3	9.1	18.1	13.0	100%	59.8	27.2	32.6
04/14/2021	48.0	11.7	9.7	17.8	12.8	100%	59.7	27.5	32.2
04/13/2021	48.2	11.6	9.6	18.0	12.6	100%	59.8	27.6	32.2
04/12/2021	48.5	11.5	9.8	17.9	12.3	100%	60.0	27.7	32.3
04/11/2021	48.5	11.6	10.1	18.4	11.4	100%	60.1	28.5	31.6
04/10/2021	48.1	11.4	9.9	18.2	12.4	100%	59.5	28.1	31.4
04/09/2021	48.3	11.4	10.2	17.7	12.4	100%	59.7	27.9	31.8
04/08/2021	48.9	11.7	10.5	17.4	11.5	100%	60.6	27.9	32.7
04/07/2021	49.1	11.7	10.5	17.6	11.1	100%	60.8	28.1	32.7
04/06/2021	48.7	11.7	10.6	17.6	11.4	100%	60.4	28.2	32.2
04/05/2021	48.8	11.8	10.6	17.5	11.3	100%	60.6	28.1	32.5
04/04/2021	48.1	11.5	10.9	18.0	11.5	100%	59.6	28.9	30.7
04/03/2021	48.3	11.2	10.6	18.2	11.7	100%	59.5	28.8	30.7
04/02/2021	47.3	11.7	10.2	18.7	12.1	100%	59.0	28.9	30.1
04/01/2021	46.6	11.6	10.4	18.8	12.6	100%	58.2	29.2	29.0
03/31/2021	47.3	11.9	10.3	18.6	11.9	100%	59.2	28.9	30.3
03/30/2021	47.5	11.8	10.1	19.0	11.6	100%	59.3	29.1	30.2
03/29/2021	47.3	11.8	10.3	19.2	11.4	100%	59.1	29.5	29.6
03/28/2021	47.3	11.8	10.3	19.2	11.4	100%	59.1	29.5	29.6
03/27/2021	46.7	12.2	10.1	19.3	11.7	100%	58.9	29.4	29.5
03/26/2021	46.5	12.6	10.6	18.7	11.6	100%	59.1	29.3	29.8
03/25/2021	47.0	13.2	10.6	18.5	10.7	100%	60.2	29.1	31.1
03/24/2021	46.2	13.2	11.1	18.5	11.0	100%	59.4	29.6	29.8
03/23/2021	46.1	13.5	11.1	18.3	11.0	100%	59.6	29.4	30.2
03/22/2021	46.3	13.4	10.4	18.1	11.8	100%	59.7	28.5	31.2
03/21/2021	46.3	13.4	10.4	18.1	11.8	100%	59.7	28.5	31.2
03/20/2021	46.3	13.6	10.1	17.9	12.1	100%	59.9	28.0	31.9
03/19/2021	48.3	12.4	9.4	17.0	12.9	100%	60.7	26.4	34.3
03/18/2021	51.1	12.2	8.5	16.6	11.6	100%	63.3	25.1	38.2
03/17/2021	50.7	12.5	8.7	16.7	11.4	100%	63.2	25.4	37.8
03/16/2021	49.6	12.8	9.6	16.6	11.4	100%	62.4	26.2	36.2
03/15/2021	50.0	12.8	9.5	16.7	11.0	100%	62.8	26.2	36.6
03/14/2021	50.0	12.9	9.5	16.8	10.8	100%	62.9	26.3	36.6
03/13/2021	50.4	12.9	9.2	16.7	10.8	100%	63.3	25.9	37.4
03/12/2021	51.7	11.5	9.4	16.3	11.1	100%	63.2	25.7	37.5
03/11/2021	47.9	11.8	9.3	17.2	13.8	100%	59.7	26.5	33.2
03/10/2021	47.2	11.7	9.5	17.0	14.6	100%	58.9	26.5	32.4
03/09/2021	47.5	11.7	9.3	16.7	14.8	100%	59.2	26.0	33.2
03/08/2021	47.9	11.6	9.5	16.6	14.4	100%	59.5	26.1	33.4
03/07/2021	47.0	11.4	10.0	16.7	14.9	100%	58.4	26.7	31.7
03/06/2021	46.8	11.2	10.0	16.7	15.3	100%	58.0	26.7	31.3

Date	Strongly Agree	Agree	Disagree	Strongly disagree	DK/CS	Total	Total : Agree	Total : Disagree	Nett. Ag
03/05/2021	46.6	11.6	9.5	17.0	15.3	100%	58.2	26.5	31.7
03/04/2021	46.0	12.1	9.1	17.2	15.6	100%	58.1	26.3	31.8
03/03/2021	45.8	11.9	9.0	17.2	16.1	100%	57.7	26.2	31.5
03/02/2021	45.8	12.1	9.0	16.9	16.2	100%	57.9	25.9	32.0
03/01/2021	45.8	12.4	8.9	16.8	16.1	100%	58.2	25.7	32.5
02/28/2021	44.6	12.1	8.8	16.9	17.6	100%	56.7	25.7	31.0
02/27/2021	44.8	12.1	9.3	17.0	16.8	100%	56.9	26.3	30.6
02/26/2021	43.0	12.9	10.5	15.9	17.7	100%	55.9	26.4	29.5
02/25/2021	42.9	13.1	11.3	15.6	17.1	100%	56.0	26.9	29.1
02/24/2021	42.9	13.0	11.2	16.2	16.7	100%	55.9	27.4	28.5
02/23/2021	42.8	12.9	11.2	16.0	17.1	100%	55.7	27.2	28.5
02/22/2021	42.4	12.9	11.1	15.8	17.8	100%	55.3	26.9	28.4
02/21/2021	42.6	12.8	11.1	16.3	17.2	100%	55.4	27.4	28.0
02/20/2021	42.6	12.8	11.1	16.3	17.2	100%	55.4	27.4	28.0
02/19/2021	42.1	13.5	10.9	15.9	17.6	100%	55.6	26.8	28.8
02/18/2021	42.3	13.2	11.2	15.8	17.5	100%	55.5	27.0	28.5
02/17/2021	42.4	13.0	11.1	15.9	17.6	100%	55.4	27.0	28.4
02/16/2021	41.4	13.6	11.9	15.9	17.2	100%	55.0	27.8	27.2
02/15/2021	41.3	13.5	12.6	16.8	15.8	100%	54.8	29.4	25.4
02/14/2021	41.8	12.6	12.3	17.3	16.0	100%	54.4	29.6	24.8
02/13/2021	41.9	12.8	12.1	17.4	15.8	100%	54.7	29.5	25.2
02/12/2021	41.1	13.6	12.1	17.8	15.4	100%	54.7	29.9	24.8
02/11/2021	41.2	13.0	12.6	18.0	15.2	100%	54.2	30.6	23.6
02/10/2021	41.7	12.5	11.7	18.6	15.5	100%	54.2	30.3	23.9
02/09/2021	41.9	12.8	11.7	17.7	15.9	100%	54.7	29.4	25.3
02/08/2021	41.8	13.0	11.7	18.2	15.3	100%	54.8	29.9	24.9
02/07/2021	41.6	13.1	11.7	18.3	15.3	100%	54.7	30.0	24.7
02/06/2021	42.2	12.7	11.2	18.3	15.6	100%	54.9	29.5	25.4
02/05/2021	41.8	12.8	10.7	18.6	16.1	100%	54.6	29.3	25.3
02/04/2021	42.2	11.8	10.4	19.2	16.4	100%	54.0	29.6	24.4
02/03/2021	42.4	12.1	10.0	19.2	16.3	100%	54.5	29.2	25.3
02/02/2021	42.5	12.2	9.4	19.5	16.4	100%	54.7	28.9	25.8
02/01/2021	43.1	12.0	9.2	19.2	16.5	100%	55.1	28.4	26.7
01/31/2021	43.3	12.0	9.1	19.2	16.4	100%	55.3	28.3	27.0
01/30/2021	43.3	12.0	9.1	19.2	16.4	100%	55.3	28.3	27.0
01/29/2021	43.4	11.7	9.1	19.2	16.6	100%	55.1	28.3	26.8
01/28/2021	43.2	11.8	8.5	19.2	17.3	100%	55.0	27.7	27.3
01/27/2021	43.0	12.7	7.6	18.9	17.8	100%	55.7	26.5	29.2
01/26/2021	43.0	12.9	6.8	19.3	18.0	100%	55.9	26.1	29.8
01/25/2021	43.0	12.9	6.8	19.3	18.0	100%	55.9	26.1	29.8
01/24/2021	43.7	12.4	6.5	17.1	20.3	100%	56.1	23.6	32.5
01/23/2021	43.7	12.4	6.5	17.1	20.3	100%	56.1	23.6	32.5
01/22/2021	43.9	11.5	6.9	17.8	19.9	100%	55.4	24.7	30.7

### Why you would not be willing to take a vaccine against Coronavirus (COVID-19)?

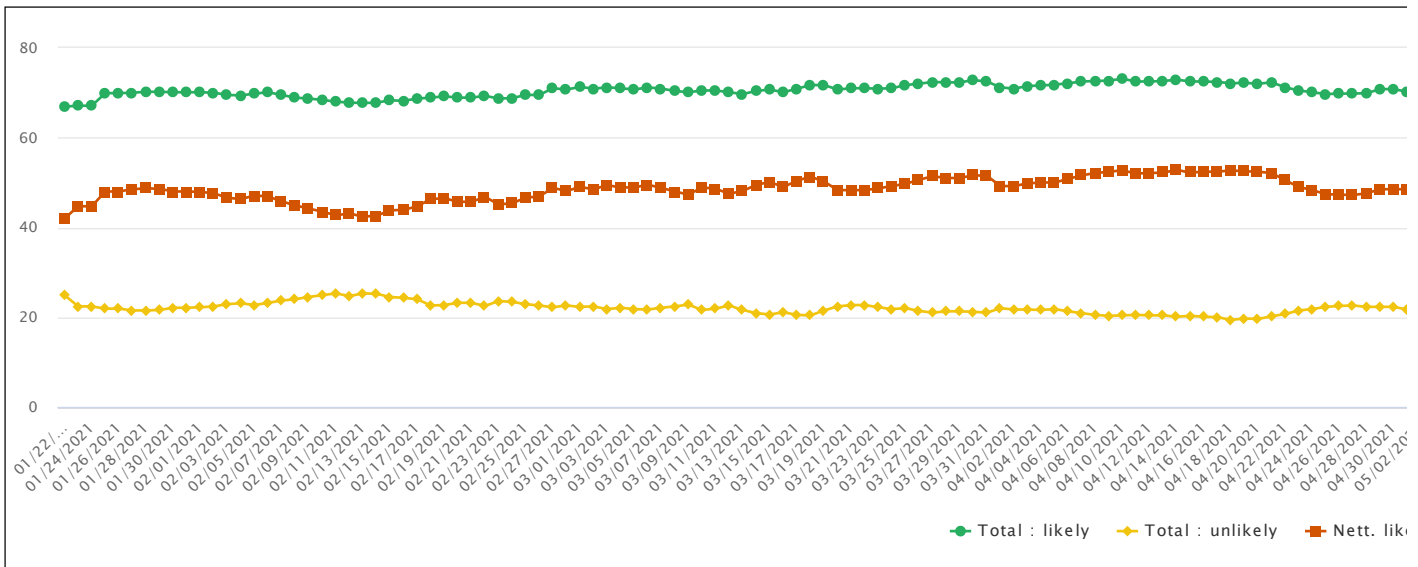
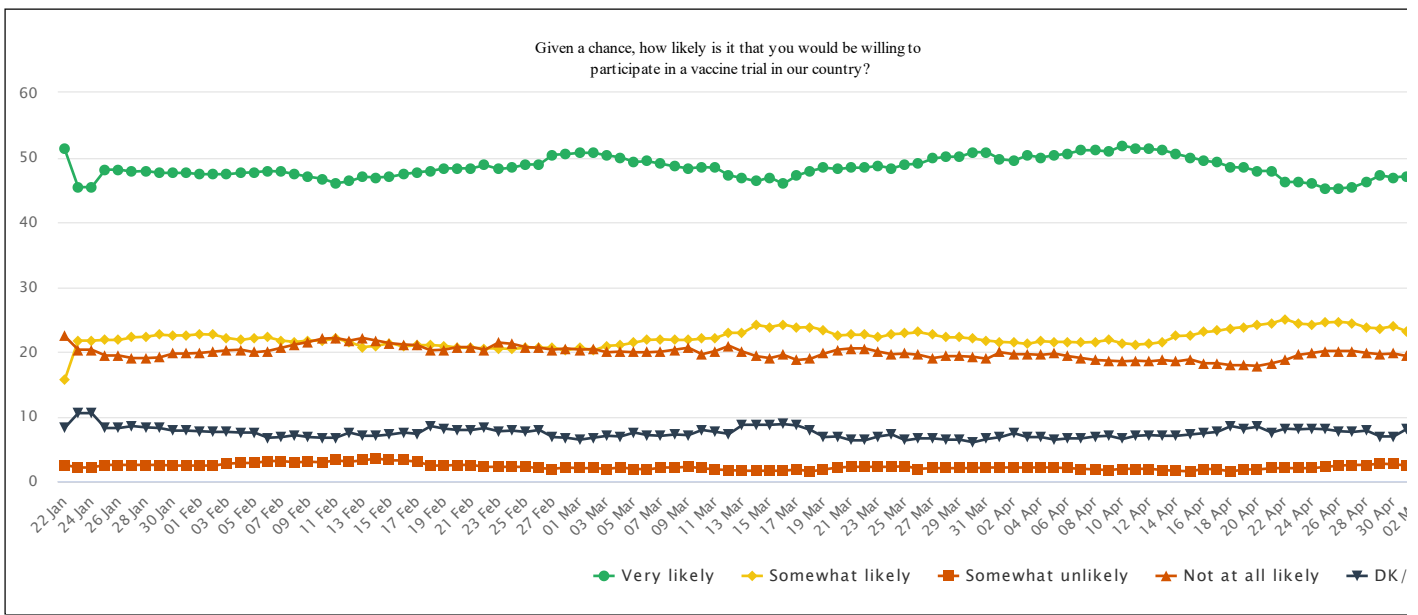


**Why you would not be willing to take a vaccine against Coronavirus (COVID-19)?**

Date	Yes, I do not feel I am at risk of catching the virus	Yes, I am confident there will be other effective treatments soon	Yes, I do not yet know enough about the vaccine to make a decision	Yes, Approval/Development for the vaccine may be rushed and it may not be thoroughly tested	Yes, I believe vaccines can give you the disease they are designed to protect you against	Yes, Others	Total
05/03/2021	3.791	1.027	1.579	0.961	3.179	6.223	16
05/02/2021	3.907	1.100	1.657	0.953	2.950	6.207	16
05/01/2021	3.900	1.058	1.654	1.032	2.895	6.045	16
04/30/2021	3.755	1.223	1.787	1.057	3.072	5.970	16
04/29/2021	3.828	1.170	1.739	1.066	2.931	6.116	16
04/28/2021	3.403	1.348	1.850	1.215	3.001	6.355	17
04/27/2021	3.644	1.115	1.849	1.262	2.901	6.082	16
04/26/2021	4.070	0.804	1.940	1.306	2.823	6.178	17
04/25/2021	4.113	0.743	1.840	1.223	2.798	6.264	16
04/24/2021	3.939	0.707	1.740	1.220	2.730	6.085	16
04/23/2021	4.093	0.699	1.696	1.114	2.710	6.012	16
04/22/2021	4.199	0.690	1.614	1.153	2.585	5.562	15
04/21/2021	4.192	0.584	1.430	1.080	2.309	5.208	14
04/20/2021	4.112	0.559	1.339	1.020	2.281	5.137	14
04/19/2021	4.220	0.496	1.315	1.021	2.303	4.954	14
04/18/2021	4.269	0.462	1.287	0.977	2.160	4.726	13
04/17/2021	4.189	0.486	1.218	0.923	2.083	4.650	13
04/16/2021	4.719	0.534	1.148	0.791	1.847	4.680	13
04/15/2021	5.130	0.537	1.098	0.690	1.726	4.546	13
04/14/2021	5.205	0.561	1.017	0.715	1.619	4.523	13
04/13/2021	5.188	0.618	0.962	0.683	1.655	4.295	13
04/12/2021	5.265	0.582	0.976	0.614	1.637	4.401	13
04/11/2021	5.184	0.621	0.904	0.625	1.649	4.452	13
04/10/2021	5.057	0.595	0.865	0.628	1.598	4.512	13
04/09/2021	5.167	0.725	0.946	0.658	1.604	4.498	13
04/08/2021	5.179	0.753	1.074	0.751	1.584	4.502	13
04/07/2021	5.603	0.801	1.171	0.790	1.568	4.628	14
04/06/2021	5.888	0.781	1.368	0.839	1.703	4.786	15
04/05/2021	6.060	0.827	1.429	0.893	1.661	4.841	15
04/04/2021	6.092	0.881	1.451	0.917	1.669	4.786	15
04/03/2021	6.094	0.839	1.610	0.918	1.707	4.755	15
04/02/2021	6.380	0.801	1.754	0.958	1.675	4.850	16
04/01/2021	5.805	0.763	1.745	0.954	1.928	4.855	16
03/31/2021	5.513	0.771	1.746	1.020	1.959	4.839	15
03/30/2021	5.527	0.735	1.793	0.989	2.006	4.796	15
03/29/2021	5.610	0.728	1.789	1.019	1.945	4.855	15
03/28/2021	5.610	0.728	1.789	1.019	1.945	4.855	15
03/27/2021	5.617	0.738	1.743	0.992	1.897	4.779	15
03/26/2021	6.073	0.791	2.013	0.999	1.953	4.941	16
03/25/2021	6.155	0.706	1.922	1.013	1.829	4.871	16
03/24/2021	6.210	0.736	1.875	0.970	1.864	4.711	16
03/23/2021	5.941	0.686	1.884	0.975	1.930	4.516	15
03/22/2021	5.705	0.547	1.366	0.960	1.820	4.450	14
03/21/2021	5.705	0.547	1.366	0.960	1.820	4.450	14
03/20/2021	5.899	0.621	1.381	0.954	1.819	4.549	15
03/19/2021	6.266	0.615	1.227	1.197	1.664	4.364	15
03/18/2021	5.856	0.705	1.235	1.763	1.664	3.899	15
03/17/2021	6.022	0.760	1.284	1.743	1.546	4.035	15
03/16/2021	6.177	0.837	1.375	1.978	1.517	4.270	16
03/15/2021	6.327	0.816	1.320	1.524	1.502	4.190	15
03/14/2021	6.344	0.822	1.342	1.640	1.527	4.215	15
03/13/2021	6.352	0.867	1.455	1.561	1.557	4.333	16
03/12/2021	6.457	0.877	1.503	1.773	1.607	4.620	16
03/11/2021	6.393	0.906	1.481	1.325	1.625	4.505	16
03/10/2021	6.422	0.964	1.497	1.336	1.728	4.715	16
03/09/2021	6.620	1.016	1.608	1.375	1.723	4.911	17
03/08/2021	6.628	1.022	1.572	1.358	1.627	5.117	17

Date	Yes, I do not feel I am at risk of catching the virus	Yes, I am confident there will be other effective treatments soon	Yes, I do not yet know enough about the vaccine to make a decision	Yes, Approval/Development for the vaccine may be rushed and it may not be thoroughly tested	Yes, I believe vaccines can give you the disease they are designed to protect you against	Yes, Others	Total
03/07/2021	6.810	1.123	1.688	0.994	1.575	5.186	17
03/06/2021	6.827	1.092	1.629	0.971	1.548	5.089	17
03/05/2021	6.705	1.049	1.623	0.956	1.574	5.140	17
03/04/2021	6.894	1.167	1.784	0.941	1.602	5.264	17
03/03/2021	7.042	1.082	1.744	0.964	1.584	5.239	17
03/02/2021	7.042	1.063	1.817	1.021	1.569	5.154	17
03/01/2021	7.138	1.035	1.883	1.080	1.680	4.916	17
02/28/2021	7.072	1.077	1.964	1.134	1.732	5.006	17
02/27/2021	7.209	1.037	1.886	1.127	1.673	5.034	17
02/26/2021	7.411	0.966	2.002	1.041	1.599	5.739	18
02/25/2021	7.690	0.960	1.865	1.043	1.511	5.660	18
02/24/2021	7.785	0.949	1.845	0.997	1.544	5.876	18
02/23/2021	7.742	0.955	1.913	1.001	1.596	5.875	19
02/22/2021	7.680	0.934	1.858	1.023	1.542	5.841	18
02/21/2021	7.843	0.949	1.946	1.048	1.648	5.689	19
02/20/2021	7.843	0.949	1.946	1.048	1.648	5.689	19
02/19/2021	7.713	1.024	2.102	1.067	1.659	5.706	19
02/18/2021	7.703	1.091	2.239	1.092	1.703	5.665	19
02/17/2021	7.245	1.036	2.077	1.158	1.749	5.760	19
02/16/2021	7.196	1.178	2.259	1.299	1.858	5.774	19
02/15/2021	7.087	1.197	2.063	1.257	2.023	5.721	19
02/14/2021	6.975	1.157	1.730	1.189	2.029	5.827	18
02/13/2021	6.921	1.132	2.142	1.527	2.311	6.098	20
02/12/2021	6.489	1.151	2.414	1.727	2.483	6.115	20
02/11/2021	6.942	1.303	2.732	1.861	2.565	6.737	22
02/10/2021	6.848	1.390	2.857	1.840	2.569	6.878	22
02/09/2021	6.490	1.516	3.106	1.931	2.199	6.924	22
02/08/2021	6.151	1.441	2.970	1.979	2.121	7.124	21
02/07/2021	5.990	1.583	2.994	1.833	2.043	7.113	21
02/06/2021	5.666	1.385	2.869	1.520	1.840	6.127	19
02/05/2021	5.064	1.215	2.572	1.377	1.682	5.614	17
02/04/2021	4.885	1.065	2.371	1.337	1.720	5.753	17
02/03/2021	4.458	0.928	2.240	1.308	1.616	5.628	16
02/02/2021	4.674	0.929	2.512	1.417	1.658	5.715	16
02/01/2021	4.620	0.885	2.424	1.333	1.659	5.491	16
01/31/2021	4.575	0.875	2.578	1.403	1.608	5.464	16
01/30/2021	4.575	0.875	2.578	1.403	1.608	5.464	16
01/29/2021	4.626	0.909	2.134	0.978	1.190	4.994	14
01/28/2021	4.774	0.974	2.081	0.981	1.209	4.825	14
01/27/2021	3.844	0.657	1.790	0.882	0.904	3.965	12
01/26/2021	3.000	0.532	1.593	0.651	0.942	2.778	9.
01/25/2021	3.000	0.532	1.593	0.651	0.942	2.778	9.
01/24/2021	1.696	0.095	1.001	0.095	0.608	0.824	4.
01/23/2021	1.696	0.095	1.001	0.095	0.608	0.824	4.

Given a chance, how likely is it that you would be willing to participate in a vaccine trial in our country?



Given a chance, how likely is it that you would be willing to participate in a vaccine trial in our country?

Date	Very likely	Somewhat likely	Somewhat unlikely	Not at all likely	DK/CS	Total	Total : likely	Total : unlikely	Nett. li
05/03/2021	47.6	22.6	2.4	20.1	7.3	100%	70.2	22.5	47.
05/02/2021	47.3	22.7	2.3	20.0	7.7	100%	70.0	22.3	47.
05/01/2021	47.1	23.1	2.4	19.3	8.1	100%	70.2	21.7	48.
04/30/2021	46.9	23.9	2.6	19.7	6.9	100%	70.8	22.3	48.
04/29/2021	47.2	23.6	2.7	19.6	6.9	100%	70.8	22.3	48.
04/28/2021	46.2	23.7	2.5	19.8	7.8	100%	69.9	22.3	47.
04/27/2021	45.4	24.4	2.5	20.1	7.6	100%	69.8	22.6	47.
04/26/2021	45.2	24.6	2.4	20.1	7.7	100%	69.8	22.5	47.
04/25/2021	45.2	24.5	2.2	20.1	8.0	100%	69.7	22.3	47.
04/24/2021	45.9	24.2	2.0	19.8	8.1	100%	70.1	21.8	48.
04/23/2021	46.2	24.3	2.0	19.5	8.0	100%	70.5	21.5	49.
04/22/2021	46.2	25.0	2.0	18.7	8.1	100%	71.2	20.7	50.
04/21/2021	47.9	24.4	2.0	18.2	7.5	100%	72.3	20.2	52.
04/20/2021	47.9	24.1	1.8	17.8	8.4	100%	72.0	19.6	52.
04/19/2021	48.4	23.8	1.8	17.9	8.1	100%	72.2	19.7	52.
04/18/2021	48.5	23.6	1.5	17.9	8.5	100%	72.1	19.4	52.
04/17/2021	49.2	23.2	1.8	18.2	7.6	100%	72.4	20.0	52.
04/16/2021	49.5	23.0	1.9	18.2	7.4	100%	72.5	20.1	52.
04/15/2021	50.0	22.5	1.5	18.8	7.2	100%	72.5	20.3	52.
04/14/2021	50.5	22.4	1.6	18.5	7.0	100%	72.9	20.1	52.
04/13/2021	51.1	21.5	1.7	18.7	7.0	100%	72.6	20.4	52.
04/12/2021	51.3	21.2	1.9	18.5	7.1	100%	72.5	20.4	52.
04/11/2021	51.4	21.1	1.9	18.6	7.0	100%	72.5	20.5	52.
04/10/2021	51.8	21.3	1.9	18.5	6.5	100%	73.1	20.4	52.
04/09/2021	50.9	21.8	1.7	18.6	7.0	100%	72.7	20.3	52.
04/08/2021	51.1	21.5	1.8	18.7	6.9	100%	72.6	20.5	52.
04/07/2021	51.1	21.4	1.9	19.0	6.6	100%	72.5	20.9	51.
04/06/2021	50.6	21.5	2.0	19.3	6.6	100%	72.1	21.3	50.
04/05/2021	50.3	21.5	2.1	19.7	6.4	100%	71.8	21.8	50.
04/04/2021	50.0	21.6	2.1	19.5	6.8	100%	71.6	21.6	50.
04/03/2021	50.3	21.2	2.1	19.6	6.8	100%	71.5	21.7	49.
04/02/2021	49.5	21.4	2.1	19.6	7.4	100%	70.9	21.7	49.
04/01/2021	49.7	21.5	2.1	19.9	6.8	100%	71.2	22.0	49.
03/31/2021	50.8	21.7	2.1	18.9	6.5	100%	72.5	21.0	51.
03/30/2021	50.8	22.0	2.0	19.2	6.0	100%	72.8	21.2	51.
03/29/2021	50.1	22.2	2.0	19.3	6.4	100%	72.3	21.3	51.
03/28/2021	50.1	22.2	2.0	19.3	6.4	100%	72.3	21.3	51.
03/27/2021	49.8	22.6	2.0	19.0	6.6	100%	72.4	21.0	51.
03/26/2021	49.0	23.0	1.9	19.5	6.6	100%	72.0	21.4	50.
03/25/2021	48.9	22.8	2.3	19.7	6.3	100%	71.7	22.0	49.
03/24/2021	48.3	22.7	2.2	19.6	7.2	100%	71.0	21.8	49.
03/23/2021	48.7	22.2	2.2	20.0	6.9	100%	70.9	22.2	48.
03/22/2021	48.4	22.6	2.2	20.5	6.3	100%	71.0	22.7	48.
03/21/2021	48.4	22.6	2.2	20.5	6.3	100%	71.0	22.7	48.
03/20/2021	48.2	22.5	2.1	20.3	6.9	100%	70.7	22.4	48.
03/19/2021	48.4	23.3	1.8	19.7	6.8	100%	71.7	21.5	50.
03/18/2021	47.9	23.8	1.5	18.9	7.9	100%	71.7	20.4	51.
03/17/2021	47.2	23.7	1.8	18.7	8.6	100%	70.9	20.5	50.
03/16/2021	45.9	24.2	1.6	19.5	8.8	100%	70.1	21.1	49.
03/15/2021	46.9	23.8	1.6	19.0	8.7	100%	70.7	20.6	50.
03/14/2021	46.3	24.1	1.6	19.3	8.7	100%	70.4	20.9	49.
03/13/2021	46.8	22.9	1.6	20.0	8.7	100%	69.7	21.6	48.
03/12/2021	47.2	22.9	1.7	20.9	7.3	100%	70.1	22.6	47.
03/11/2021	48.4	22.1	1.8	20.1	7.6	100%	70.5	21.9	48.
03/10/2021	48.5	22.0	2.0	19.6	7.9	100%	70.5	21.6	48.
03/09/2021	48.3	21.8	2.2	20.6	7.1	100%	70.1	22.8	47.
03/08/2021	48.6	21.8	2.1	20.3	7.2	100%	70.4	22.4	48.
03/07/2021	49.0	21.9	2.1	20.0	7.0	100%	70.9	22.1	48.
03/06/2021	49.4	21.8	1.8	19.9	7.1	100%	71.2	21.7	49.

Date	Very likely	Somewhat likely	Somewhat unlikely	Not at all likely	DK/CS	Total	Total : likely	Total : unlikely	Nett. li
03/05/2021	49.3	21.4	1.9	19.9	7.5	100%	70.7	21.8	48.
03/04/2021	50.0	21.0	2.1	20.0	6.9	100%	71.0	22.1	48.
03/03/2021	50.3	20.9	1.9	19.9	7.0	100%	71.2	21.8	49.
03/02/2021	50.7	20.2	2.0	20.4	6.7	100%	70.9	22.4	48.
03/01/2021	50.7	20.6	2.0	20.3	6.4	100%	71.3	22.3	49.
02/28/2021	50.5	20.2	2.1	20.5	6.7	100%	70.7	22.6	48.
02/27/2021	50.4	20.6	1.9	20.3	6.8	100%	71.0	22.2	48.
02/26/2021	48.9	20.6	2.0	20.6	7.9	100%	69.5	22.6	46.
02/25/2021	48.9	20.6	2.2	20.7	7.6	100%	69.5	22.9	46.
02/24/2021	48.4	20.4	2.2	21.2	7.8	100%	68.8	23.4	45.
02/23/2021	48.2	20.5	2.2	21.4	7.7	100%	68.7	23.6	45.
02/22/2021	48.8	20.5	2.2	20.3	8.2	100%	69.3	22.5	46.
02/21/2021	48.3	20.6	2.5	20.7	7.9	100%	68.9	23.2	45.
02/20/2021	48.3	20.6	2.5	20.7	7.9	100%	68.9	23.2	45.
02/19/2021	48.3	20.9	2.4	20.3	8.1	100%	69.2	22.7	46.
02/18/2021	47.9	21.0	2.4	20.2	8.5	100%	68.9	22.6	46.
02/17/2021	47.7	21.0	3.0	21.0	7.3	100%	68.7	24.0	44.
02/16/2021	47.4	20.8	3.2	21.1	7.5	100%	68.2	24.3	43.
02/15/2021	47.0	21.3	3.2	21.3	7.2	100%	68.3	24.5	43.
02/14/2021	46.9	20.9	3.5	21.7	7.0	100%	67.8	25.2	42.
02/13/2021	47.0	20.7	3.2	22.1	7.0	100%	67.7	25.3	42.
02/12/2021	46.3	21.5	3.0	21.7	7.5	100%	67.8	24.7	43.
02/11/2021	46.0	22.0	3.2	22.1	6.7	100%	68.0	25.3	42.
02/10/2021	46.7	21.7	2.9	22.0	6.7	100%	68.4	24.9	43.
02/09/2021	47.0	21.7	3.0	21.5	6.8	100%	68.7	24.5	44.
02/08/2021	47.4	21.5	2.9	21.1	7.1	100%	68.9	24.0	44.
02/07/2021	47.8	21.7	3.1	20.6	6.8	100%	69.5	23.7	45.
02/06/2021	47.9	22.2	3.1	20.1	6.7	100%	70.1	23.2	46.
02/05/2021	47.7	22.1	2.8	19.9	7.5	100%	69.8	22.7	47.
02/04/2021	47.6	21.8	2.8	20.3	7.5	100%	69.4	23.1	46.
02/03/2021	47.4	22.1	2.7	20.2	7.6	100%	69.5	22.9	46.
02/02/2021	47.4	22.6	2.4	20.0	7.6	100%	70.0	22.4	47.
02/01/2021	47.4	22.7	2.4	19.8	7.7	100%	70.1	22.2	47.
01/31/2021	47.6	22.5	2.4	19.7	7.8	100%	70.1	22.1	48.
01/30/2021	47.6	22.5	2.4	19.7	7.8	100%	70.1	22.1	48.
01/29/2021	47.6	22.6	2.5	19.1	8.2	100%	70.2	21.6	48.
01/28/2021	47.9	22.3	2.5	19.0	8.3	100%	70.2	21.5	48.
01/27/2021	47.8	22.2	2.5	19.0	8.5	100%	70.0	21.5	48.
01/26/2021	48.1	21.8	2.5	19.4	8.2	100%	69.9	21.9	48.
01/25/2021	48.1	21.8	2.5	19.4	8.2	100%	69.9	21.9	48.
01/24/2021	45.4	21.7	2.1	20.3	10.5	100%	67.1	22.4	44.
01/23/2021	45.4	21.7	2.1	20.3	10.5	100%	67.1	22.4	44.
01/22/2021	51.3	15.6	2.5	22.4	8.2	100%	66.9	24.9	42.